

# Washington County, TN



## Fund Financial Statements For the Period Ending October 31, 2022 *(Unaudited)*

*101-General Fund*  
*116-Solid Waste Fund*  
*122-Drug Fund*  
*127-ARPA Special Revenue Fund*  
*131-Highway Fund*  
*151-Debt Service Fund*  
*152-Rural Debt Service Fund*  
*171-Capital Projects Funds*  
*177-Education Capital Projects Fund*  
*263-Insurance Fund*

# Table of Contents

<b>Fund Operating Summary</b> .....	1
<b>Property Tax Revenue Trend Analysis</b> .....	2
<b>Revenue Detail &amp; Expense Summary by Fund</b>	
101 - General Fund.....	5
116 - Solid Waste Fund .....	13
122 - Drug Fund .....	15
127 – ARPA Special Revenue Fund .....	16
131 – Highway Fund.....	17
151 – Debt Service Fund .....	20
152 – Rural Debt Service Fund.....	22
171 – Capital Projects Fund.....	23
177 – Education Capital Projects Fund.....	25
263 – Employee Health Self-Insurance Fund.....	27
<b>Revenue Comparison by Fund</b>	
101 - General Fund.....	28
116 - Solid Waste Fund .....	31
122 - Drug Fund .....	32
127 – ARPA Special Revenue Fund .....	33
131 – Highway Fund.....	34
151 – Debt Service Fund .....	35
152 – Rural Debt Service Fund.....	36
171 – Capital Projects Fund.....	37
177 – Education Capital Projects Fund.....	38
263 – Employee Health Self-Insurance Fund.....	39
<b>Expense Detail by Fund</b>	
101 - General Fund.....	40
116 - Solid Waste Fund .....	87
122 - Drug Fund .....	90
127 – ARPA Special Revenue Fund .....	91
131 – Highway Fund.....	93
151 – Debt Service Fund .....	101
152 – Rural Debt Service Fund.....	103
171 – Capital Projects Fund.....	104
177 – Education Capital Projects Fund.....	106
263 – Employee Health Self-Insurance Fund.....	108

**Washington County**

## Fund Operating Summary - Budgetary Basis

*For the Period Ending October 31, 2022 (Unaudited)*

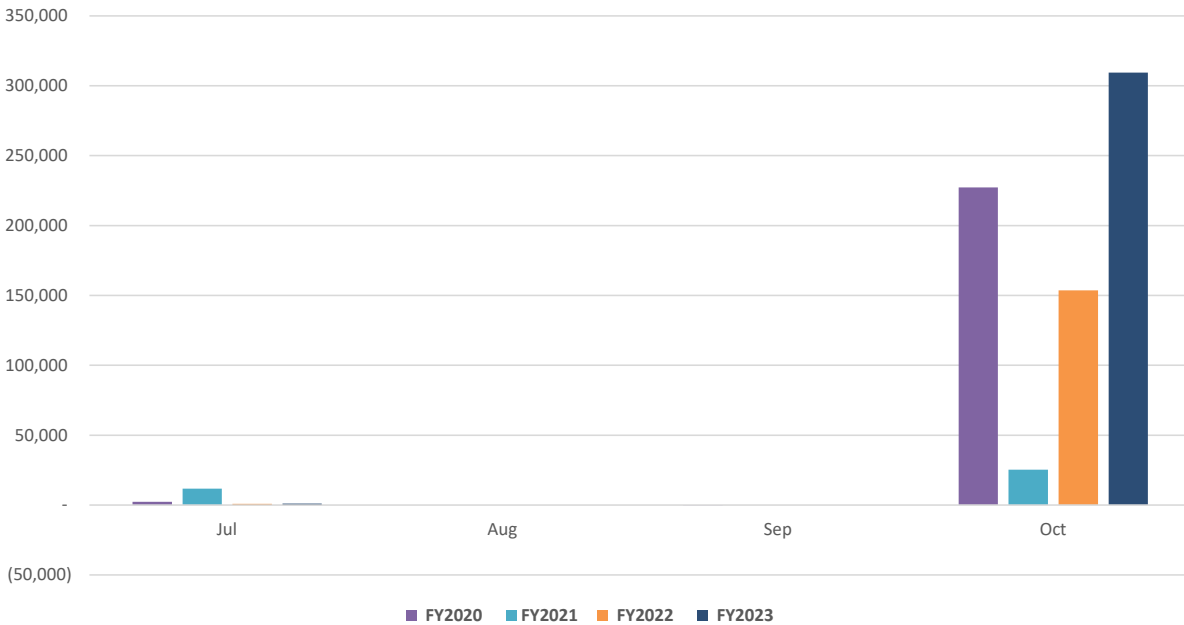
#	Fund	Fund Balance 6-30-2022 (Unaudited)	Revenue	Expense	Revenue Over (Under) Expense	Fund Balance 10-31-2022 (Unaudited)
101	General	22,129,966	4,980,905	19,544,399	(14,563,494)	7,566,472
116	Solid Waste	648,564	136,605	690,338	(553,733)	94,831
122	Drug	353,308	4,994	17,268	(12,274)	341,034
127	ARPA Special Revenue	22,593,306	458	1,776,151	(1,775,693)	20,817,613
131	Highway	5,474,738	1,391,062	3,984,716	(2,593,654)	2,881,084
151	Debt Service	6,144,475	461,607	23,290	438,317	6,582,792
152	Rural Debt Service	9,928	112,981	112,964	17	9,945
171	Capital Projects	5,588,718	43,740	689,014	(645,274)	4,943,444
177	Education Capital Projects	4,766,044	167,167	642,799	(475,632)	4,290,412
263	Self-Insurance	3,791,894	2,288,546	2,009,528	279,018	4,070,912

**General Fund**

*Property Tax Trend Analysis*

Month	FY2020		FY2021		FY2022		FY2023	
	Amount	Cumulative % of Budget	Amount	Cumulative % of Budget	Amount	Cumulative % of Budget	Amount	Cumulative % of Budget
Jul	2,398	0.0%	11,680	0.1%	821	0.0%	1,097	0.0%
Aug	-	0.0%	-	0.1%	-	0.0%	-	0.0%
Sep	(95)	0.0%	-	0.1%	-	0.0%	-	0.0%
Oct	227,308	1.0%	25,285	0.2%	153,554	0.7%	309,450	1.4%
Nov	3,843,419	18.5%	4,209,271	19.4%	3,869,542	18.1%	-	1.4%
Dec	7,253,037	51.4%	7,184,131	52.2%	7,392,975	51.5%	-	1.4%
Jan	2,276,784	61.8%	2,237,949	62.4%	2,387,686	62.3%	-	1.4%
Feb	6,874,889	93.0%	6,694,020	92.9%	6,645,894	92.2%	-	1.4%
Mar	1,042,378	97.7%	1,592,643	100.2%	1,852,138	100.6%	-	1.4%
Apr	129,942	98.3%	343,642	101.8%	116,367	101.1%	-	1.4%
May	78,151	98.7%	181,111	102.6%	185,917	101.9%	-	1.4%
Jun	136,713	99.3%	(28,088)	102.4%	143,325	102.6%	-	1.4%
Actual	<u>21,864,924</u>	99.3%	<u>22,451,644</u>	102.4%	<u>22,748,219</u>	102.6%	<u>310,547</u>	1.4%
Budget	<u>22,017,420</u>		<u>21,914,750</u>		<u>22,172,770</u>		<u>22,617,358</u>	
Surplus / (Deficit)	<u>(152,496)</u>		<u>536,894</u>		<u>575,449</u>		<u>(22,306,811)</u>	

**General Fund - Property Tax**

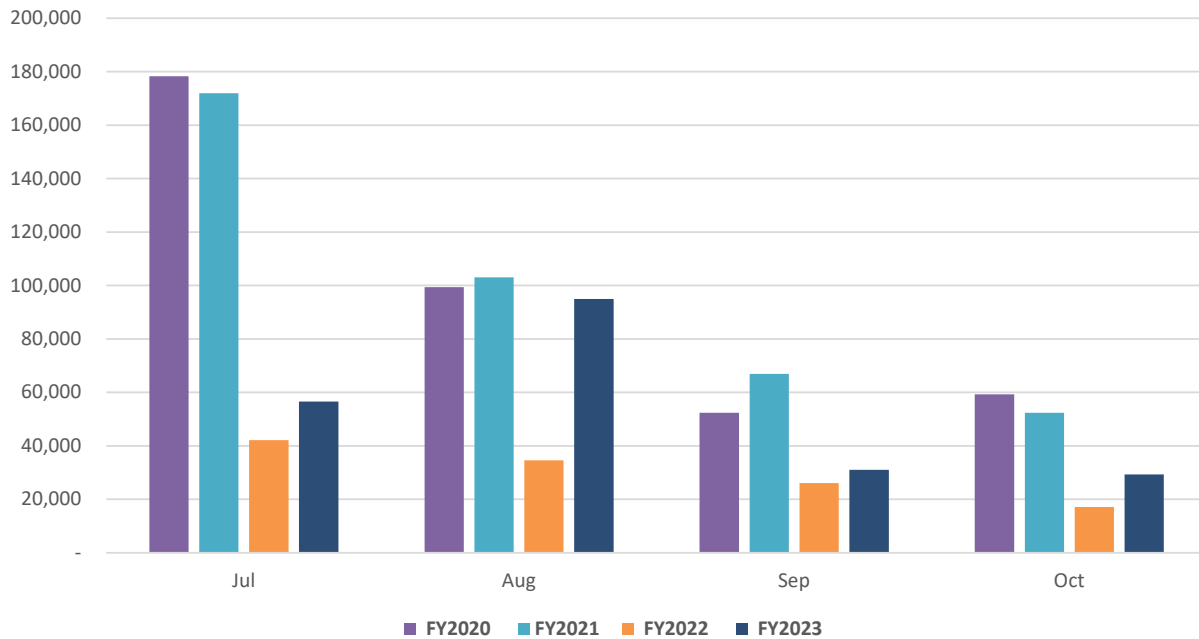


## General Fund

### Trustee Prior Year Collections

Month	FY2020		FY2021		FY2022		FY2023	
	Cumulative Amount	% of Budget	Cumulative Amount	% of Budget	Cumulative Amount	% of Budget	Cumulative Amount	% of Budget
Jul	178,241	25.5%	171,923	24.6%	42,151	6.0%	56,615	12.4%
Aug	99,384	39.7%	103,057	39.3%	34,583	11.0%	94,923	33.1%
Sep	52,376	47.1%	66,925	48.8%	26,090	14.7%	31,016	39.9%
Oct	59,334	55.6%	52,379	56.3%	17,095	17.1%	29,328	46.3%
Nov	37,283	60.9%	43,249	62.5%	27,374	21.0%	-	46.3%
Dec	59,180	69.4%	38,597	68.0%	35,938	26.2%	-	46.3%
Jan	32,943	74.1%	41,410	73.9%	25,967	29.9%	-	46.3%
Feb	51,989	81.5%	73,600	84.4%	41,728	35.8%	-	46.3%
Mar	124,795	99.4%	112,603	100.5%	116,817	52.5%	-	46.3%
Apr	407	99.4%	2,794	100.9%	14,221	54.6%	-	46.3%
May	-	99.4%	21	100.9%	168	54.6%	-	46.3%
Jun	512	99.5%	-	100.9%	383	54.6%	-	46.3%
Actual	<u>696,444</u>	99.5%	<u>706,558</u>	100.9%	<u>382,515</u>	54.6%	<u>211,882</u>	46.3%
Budget	<u>700,000</u>		<u>700,000</u>		<u>700,000</u>		<u>458,100</u>	
Surplus / (Deficit)	<u>(3,556)</u>		<u>6,558</u>		<u>(317,485)</u>		<u>(246,218)</u>	

### General Fund - Trustee Prior Year Tax Collections

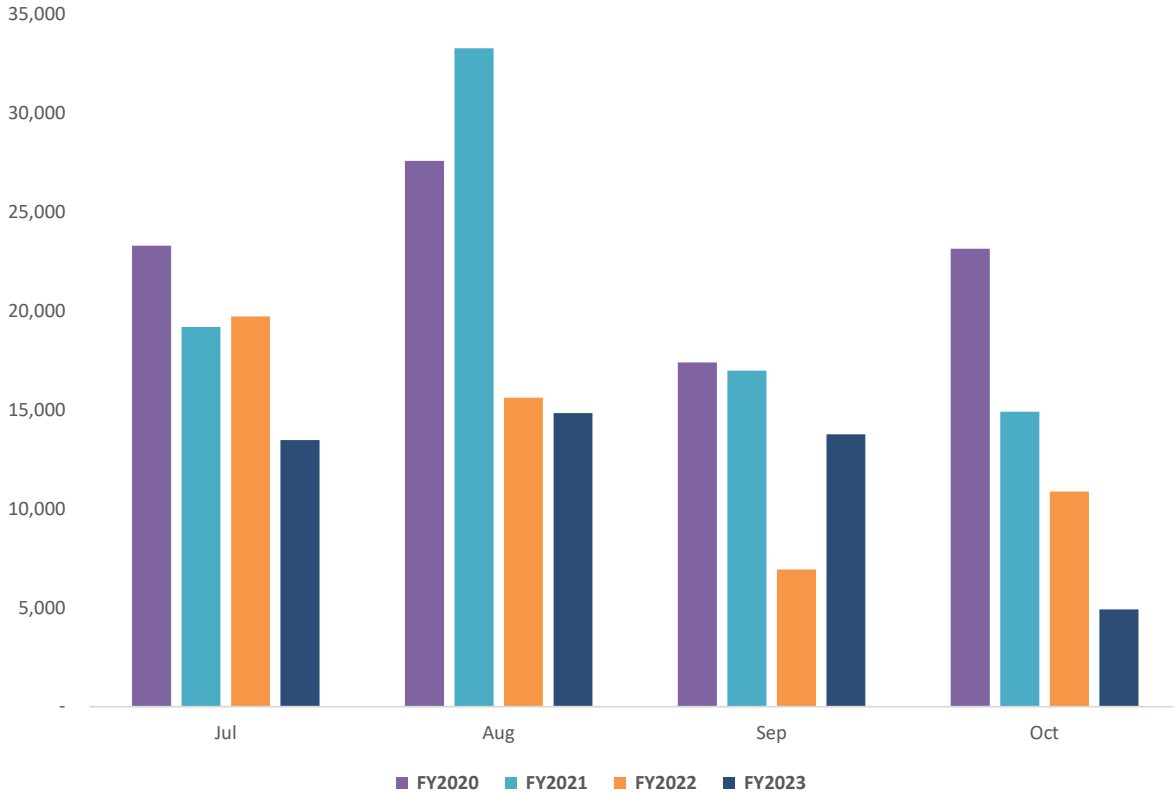


**General Fund**

*Clerk & Master Prior Year Tax Collection Trend Analysis*

Month	FY2020		FY2021		FY2022		FY2023	
	Amount	Cumulative % of Budget	Amount	Cumulative % of Budget	Amount	Cumulative % of Budget	Amount	Cumulative % of Budget
Jul	23,316	9.3%	19,203	9.6%	19,735	13.2%	13,484	10.8%
Aug	27,602	20.4%	33,298	26.3%	15,633	23.6%	14,850	22.7%
Sep	17,414	27.3%	16,998	34.7%	6,938	28.2%	13,781	33.7%
Oct	23,165	36.6%	14,912	42.2%	10,878	35.5%	4,923	37.6%
Nov	11,467	41.2%	11,463	47.9%	4,941	38.8%	-	37.6%
Dec	9,223	44.9%	4,410	50.1%	3,463	41.1%	-	37.6%
Jan	9,521	48.7%	4,644	52.5%	4,223	43.9%	-	37.6%
Feb	19,354	56.4%	15,746	60.3%	4,813	47.1%	-	37.6%
Mar	34,715	70.3%	20,414	70.5%	10,236	53.9%	-	37.6%
Apr	32,102	83.2%	11,525	76.3%	15,916	64.5%	-	37.6%
May	15,393	89.3%	7,054	79.8%	4,261	67.4%	-	37.6%
Jun	7,539	92.3%	11,930	85.8%	6,638	71.8%	-	37.6%
Actual	230,811	92.3%	171,597	85.8%	107,675	71.8%	47,038	37.6%
Budget	250,000		200,000		150,000		125,000	
Surplus / (Deficit)	(19,189)		(28,403)		(42,325)		(77,962)	

**General Fund - Clerk & Master Prior Year Tax Collections**



Fnd Acct	Description	October	October	Difference	2021-22	2021-22	2022-23	Y-O-Y	Y-O-Y	OPEN	2022-23	REMAINING	% BUDGET
		2021-22	2022-23		TOTALS	YTD TOTAL	YTD TOTAL	DIFFERENCE	%	Pos	BUDGET	BUDGET	USED
101	GENERAL FUND												
R	Revenue												
40000	TOTAL LOCAL TAXES												
101 40110	CURRENT PROPERTY TAX	153,554	309,450	155,896	22,748,220	154,375	310,547	156,172	101%	0	22,617,358	22,306,811	1%
101 40120	TRUSTEE COLLECTIONS - PRIOR YR	17,095	29,328	12,233	382,514	119,919	211,882	91,963	77%	0	458,100	246,218	46%
101 40125	TRUSTEE COLLECTIONS - BANKRUPT	0	0	0	3,520	217	21	-196	-90%	0	7,500	7,479	0%
101 40130	COURT COLLECTIONS - PRIOR YRS	10,878	4,923	-5,955	107,676	53,185	47,038	-6,147	-12%	0	125,000	77,962	38%
101 40140	INTEREST AND PENALTY	7,002	4,828	-2,175	114,785	26,368	27,005	637	2%	0	150,000	122,995	18%
101 40161	PILOT - TVA	1,827	0	-1,827	1,827	1,827	0	-1,827	-100%	0	1,800	1,800	0%
101 40162	PILOT - LOCAL UTILITIES	0	0	0	394,937	0	857	857	0%	0	390,000	389,143	0%
101 40163	PILOT - OTHER	1,082	1,079	-3	5,719	1,082	1,079	-3	0%	0	5,000	3,921	22%
101 40210	LOCAL OPTION SALES TAX	1,604	1,604	0	20,860	6,448	4,811	-1,637	-25%	0	18,000	13,189	27%
101 40250	LITIGATION TAX - GENERAL	12,421	12,473	52	147,912	49,891	51,316	1,426	3%	0	150,000	98,684	34%
101 40260	LITIGATION TAX - SPECIAL PURPO	1,347	1,344	-3	52	5,409	5,577	168	3%	0	14,000	8,423	40%
101 40268	LITIGATION TAX - COURT SECURIT	15,411	15,122	-289	174,389	59,689	61,842	2,153	4%	0	150,000	88,158	41%
101 40270	BUSINESS TAX	11,756	15,592	3,836	827,670	64,321	59,365	-4,955	-8%	0	750,000	690,635	8%
101 40320	BANK EXCISE TAX	0	0	0	149,290	0	0	0	0%	0	150,000	150,000	0%
101 40330	WHOLESALE BEER TAX	33,234	33,454	220	355,402	135,035	131,851	-3,184	-2%	0	380,000	248,149	35%
101 40390	OTHER STATUTORY LOCAL TAXES	9,189	9,020	-169	105,467	36,261	36,853	593	2%	0	95,000	58,147	39%
101 40---	TOTAL LOCAL TAXES	276,400	438,217	161,816	25,540,240	714,027	950,044	236,020	33%	0	25,461,758	24,511,714	4%
41000	TOTAL LICENSES AND PERMITS												
101 41110	MARRIAGE LICENSE	391	340	-50	3,111	1,184	1,181	-3	0%	0	3,000	1,819	39%
101 41140	CABLE TV FRANCHISE	0	7,559	7,559	541,199	3,316	7,559	4,243	128%	0	540,000	532,441	1%
101 41520	BUILDING PERMITS	40,119	63,377	23,258	466,339	145,971	177,267	31,296	21%	0	425,000	247,734	42%
101 41590	OTHER PERMITS	510	0	-510	6,690	2,700	0	-2,700	-100%	0	10,000	10,000	0%
101 41---	TOTAL LICENSES AND PERMITS	41,020	71,276	30,257	1,017,339	153,171	186,007	32,836	21%	0	978,000	791,994	19%
42000	FINES												
101 42110	FINES	1,358	3,711	2,353	36,650	6,848	9,303	2,455	36%	0	25,000	15,697	37%
101 42210	FINES	160	1,525	1,364	6,324	1,064	1,870	807	76%	0	6,000	4,130	31%
101 42241	DRUG COURT FEES	135	200	64	1,328	316	853	537	170%	0	2,000	1,147	43%
101 42250	JAIL FEES	368	1,317	948	17,556	4,355	9,333	4,978	114%	0	20,000	10,667	47%
101 42280	DUI TREATMENT FINES	80	185	106	2,107	321	414	94	29%	0	2,000	1,586	21%
101 42290	DATA ENTRY FEE -CRIMINAL COURT	438	558	120	6,279	2,094	3,317	1,224	58%	0	8,000	4,683	41%

Fnd	Acct	Description	October	October	Difference	2021-22	2021-22	2022-23	Y-O-Y	Y-O-Y	OPEN	2022-23	REMAINING	% BUDGET
			2021-22	2022-23		TOTALS	YTD TOTAL	YTD TOTAL	DIFFERENCE	%	Pos	BUDGET	BUDGET	USED
101		GENERAL FUND												
R		Revenue												
42000		FINES												
101	42291	COURTROOM SECURITY FEE	1,279	1,629	350	22,704	7,142	7,174	32	0%	0	25,000	17,826	29%
101	42292	VICTIMS ASSISTANCE ASSESSMENTS	266	534	268	5,395	1,599	1,758	159	10%	0	5,000	3,242	35%
101	42310	FINES	6,066	12,046	5,981	130,387	38,028	33,090	-4,938	-13%	0	120,000	86,910	28%
101	42320	OFFICERS COSTS	5,406	5,731	326	72,370	23,747	24,907	1,159	5%	0	80,000	55,093	31%
101	42330	GAME AND FISH FINES	0	23	23	209	41	45	5	11%	0	200	155	23%
101	42341	DRUG COURT FEES	723	670	-53	6,860	2,335	2,380	45	2%	0	10,000	7,620	24%
101	42350	JAIL FEES	7,373	8,655	1,282	94,825	37,075	38,654	1,579	4%	0	118,000	79,346	33%
101	42380	DUI TREATMENT FINES	1,749	1,346	-403	17,528	6,337	6,151	-187	-3%	0	17,000	10,849	36%
101	42390	DATA ENTRY FEE-GENERAL SESSION	2,343	2,364	21	26,651	9,107	10,032	925	10%	0	35,000	24,969	29%
101	42391	COURTROOM SECURITY FEE	339	385	46	3,677	1,222	1,487	264	22%	0	5,000	3,513	30%
101	42392	VICTIMS ASSISTANCE ASSESSMENTS	3,413	3,985	572	42,452	15,207	16,969	1,761	12%	0	40,000	23,031	42%
101	42410	FINES	67	0	-67	296	315	0	-315	-100%	0	1,000	1,000	0%
101	42420	OFFICERS COSTS	226	326	100	6,194	1,558	1,215	-343	-22%	0	5,000	3,785	24%
101	42490	DATA ENTRY FEE-JUVENILE COURT	62	48	-14	1,798	326	228	-98	-30%	0	1,500	1,272	15%
101	42491	COURTROOM SECURITY FEE	0	0	0	2	0	0	0	0%	0	0	0	0%
101	42520	OFFICERS COST	239	222	-17	2,795	903	954	51	6%	0	2,500	1,546	38%
101	42530	DATA ENTRY FEE-CHANCERY COURT	472	480	8	5,267	1,736	2,136	400	23%	0	5,000	2,864	43%
101	42591	COURTROOM SECURITY FEE	12	0	-12	224	20	601	581	2,904%	0	500	-101	120%
101	42610	FINES	2,163	2,678	515	57,266	16,624	13,733	-2,891	-17%	0	45,000	31,267	31%
101	42910	PROCEEDS FROM CONFISCATED PROP	0	7,729	7,729	57,068	0	30,764	30,764	0%	0	0	-30,764	0%
101	42---	FINES	34,737	56,347	21,610	624,212	178,320	217,368	39,048	22%	0	578,700	361,333	38%
43000		CHARGES FOR CURRENT SERVICES												
101	43170	WORK RELEASE CHARGES FOR BOARD	0	0	0	1,745	0	195	195	0%	0	1,000	805	20%
101	43350	COPY FEES	125	135	10	1,791	272	666	394	145%	0	1,150	484	58%
101	43360	LIBRARY FEES	1,617	956	-660	10,029	3,894	3,045	-849	-22%	0	0	-3,045	0%
101	43365	ARCHIVES & RECORDS MANAGEMENT	22,568	23,566	998	264,137	95,056	93,755	-1,301	-1%	0	270,000	176,245	35%
101	43370	TELEPHONE COMMISSIONS	10,250	0	-10,250	263,209	29,370	0	-29,370	-100%	0	158,000	158,000	0%
101	43382	ELECTRONIC CITATION FEE	191	291	100	2,792	754	1,064	310	41%	0	2,500	1,436	43%
101	43383	ADD'T TITLE & REGISTRATION FEE	0	11,352	11,352	0	0	33,402	33,402	0%	0	0	-33,402	0%
101	43392	DATA PROCESSING FEE - REGISTER	4,408	3,434	-974	50,742	18,084	14,932	-3,152	-17%	0	50,000	35,068	30%
101	43394	DATA PROCESSING FEE - SHERIFF	351	462	110	4,866	1,546	1,746	200	13%	0	6,000	4,254	29%
101	43395	SEXUAL OFFENDER REGISTR FEE	150	450	300	8,550	1,500	1,050	-450	-30%	0	6,000	4,950	18%
101	43396	DATA PROCESSING FEE-COUNTY CLE	876	327	-549	17,337	4,197	2,970	-1,227	-29%	0	15,000	12,030	20%

Fnd	Acct	Description	October	October	Difference	2021-22	2021-22	2022-23	Y-O-Y	Y-O-Y	OPEN	2022-23	REMAINING	% BUDGET
			2021-22	2022-23		TOTALS	YTD TOTAL	YTD TOTAL	DIFFERENCE	%	Pos	BUDGET	BUDGET	USED
101		GENERAL FUND												
R		Revenue												
43000		CHARGES FOR CURRENT SERVICES												
101	43397	SUBS/DOC RETRIEVAL FEE - CIRC	1,400	200	-1,200	11,000	3,800	3,300	-500	-13%	0	10,000	6,700	33%
101	43399	VEH INS COVERAGE & REINSTATEME	0	575	575	7,130	1,605	2,745	1,140	71%	0	5,000	2,255	55%
101	43990	OTHER CHARGES FOR SERVICES	590	35	-555	90,675	590	180	-410	-69%	0	90,000	89,820	0%
101	43---	CHARGES FOR CURRENT SERVICES	42,526	41,783	-743	734,003	160,668	159,050	-1,618	-1%	0	614,650	455,600	26%
44000		TOTAL OTHER LOCAL REVENUE												
101	44110	INVESTMENT INCOME	1,666	14,370	12,705	-119,980	10,202	16,057	5,856	57%	0	20,000	3,943	80%
101	44120	LEASE/RENTALS	9,052	12,007	2,955	108,640	44,209	45,206	997	2%	0	108,300	63,094	42%
101	44130	SALE OF MATERIALS AND SUPPLIES	0	0	0	873	873	0	-873	-100%	0	0	0	0%
101	44131	COMMISSARY SALES	9,197	8,645	-553	62,566	22,150	23,223	1,073	5%	0	60,000	36,777	39%
101	44170	MISCELLANEOUS REFUNDS	7,942	10,022	2,080	34,037	11,833	17,355	5,523	47%	0	25,000	7,645	69%
101	44180	EXPENDITURE CREDITS	0	0	0	5	0	0	0	0%	0	0	0	0%
101	44530	SALE OF EQUIPMENT	0	0	0	81,813	5,250	10,295	5,045	96%	0	0	-10,295	0%
101	44540	SALE OF PROPERTY	0	0	0	34,449	37,223	119,017	81,794	220%	0	0	-119,017	0%
101	44570	CONTRIBUTIONS & GIFTS	0	0	0	300	0	0	0	0%	0	0	0	0%
101	44990	OTHER LOCAL REVENUES	0	0	0	3,809	0	0	0	0%	0	0	0	0%
101	44---	TOTAL OTHER LOCAL REVENUE	27,857	45,044	17,187	206,512	131,740	231,153	99,415	75%	0	213,300	-17,853	108%
45000		FEEES RECEIVED FROM COUNTY OFFI												
101	45510	COUNTY CLERK	113,287	131,831	18,544	1,541,124	521,689	560,366	38,677	7%	0	1,700,000	1,139,634	33%
101	45520	CIRCUIT COURT CLERK	45,316	49,433	4,117	534,150	188,512	260,387	71,875	38%	0	625,000	364,613	42%
101	45540	GENERAL SESSIONS COURT CLERK	67,817	76,783	8,965	912,233	299,322	301,863	2,542	1%	0	950,000	648,137	32%
101	45550	CLERK AND MASTER	36,318	27,176	-9,142	413,997	138,753	174,624	35,872	26%	0	450,000	275,376	39%
101	45560	JUVENILE COURT CLERK	1,010	1,263	253	19,716	3,299	4,077	778	24%	0	20,000	15,923	20%
101	45580	REGISTER	77,724	63,418	-14,306	886,761	311,242	311,471	229	0%	0	940,000	628,529	33%
101	45610	TRUSTEE	70,049	74,269	4,220	2,458,515	305,253	337,478	32,225	11%	0	2,500,000	2,162,522	13%
101	45---	FEEES RECEIVED FROM COUNTY OFFI	411,521	424,173	12,651	6,766,496	1,768,070	1,950,266	182,198	10%	0	7,185,000	5,234,734	27%

Fnd	Acct	Description	October	October	Difference	2021-22	2021-22	2022-23	Y-O-Y	Y-O-Y	OPEN	2022-23	REMAINING	% BUDGET
			2021-22	2022-23		TOTALS	YTD TOTAL	YTD TOTAL	DIFFERENCE	%	Pos	BUDGET	BUDGET	USED
101		GENERAL FUND												
R		Revenue												
46000		STATE OF TENNESSEE												
101	46110	JUVENILE SERVICES PROGRAM	0	0	0	9,135	0	0	0%	0%	0	13,500	13,500	0%
101	46210	LAW ENFORCEMENT TRAINING PROGR	0	0	0	68,800	0	0	0%	0%	0	0	0	0%
101	46310	HEALTH DEPARTMENT PROGRAMS	75,106	50,320	-24,787	670,006	245,420	305,895	60,475	25%	0	1,142,777	836,882	27%
101	46430	LITTER PROGRAM	0	0	0	64,753	0	6,839	6,839	0%	0	72,100	65,261	9%
101	46820	INCOME TAX	0	0	0	11,272	48,683	11,272	-37,411	-77%	0	0	-11,272	0%
101	46830	BEER TAX	10,196	10,443	247	19,194	10,196	10,443	247	2%	0	20,000	9,557	52%
101	46835	VEHICLE CERT OF TITLE FEE	1,743	1,727	-16	22,698	7,067	6,642	-425	-6%	0	19,000	12,358	35%
101	46840	ALCOHOLIC BEVERAGE TAX	93	158	65	243,209	24,292	62,231	37,939	156%	0	205,000	142,769	30%
101	46845	OPIOD SETTLEMENT FUNDS	0	37,152	37,152	4,148,454	3,733,609	72,503	-3,661,105	-98%	0	0	-72,503	0%
101	46852	STATE REVENUE SHARING - TELECO	20,021	17,926	-2,095	273,800	85,319	91,231	5,911	7%	0	290,000	198,769	31%
101	46855	SPORTS BETTING TAX	0	0	0	67,362	11,919	0	-11,919	-100%	0	0	0	0%
101	46915	CONTRACTED PRISONER BOARDING	127,296	0	-127,296	1,742,364	241,644	163,303	-78,341	-32%	0	1,680,000	1,516,697	10%
101	46960	REGISTRAR SALARY SUPP - ELECT	3,791	3,791	0	15,164	3,791	3,791	0	0%	0	15,200	11,409	25%
101	46980	OTHER STATE GRANTS	7,712	9,815	2,103	986,969	887,290	33,162	-854,128	-96%	0	1,070,000	1,036,838	3%
101	46990	OTHER STATE REVENUES	100	0	-100	598,248	190	0	-190	-100%	0	1,085,000	1,085,000	0%
101	46---	STATE OF TENNESSEE	246,058	131,332	-114,727	8,941,428	5,299,420	767,312	-4,532,108	-86%	0	5,612,577	4,845,265	14%
47000		FEDERAL GOVERNMENT												
101	47220	CIVIL DEFENSE REIMBURSEMENT	0	0	0	62,890	0	0	0	0%	0	62,500	62,500	0%
101	47235	HOMELAND SECURITY GRANTS	0	0	0	131,741	0	0	0	0%	0	128,000	128,000	0%
101	47250	LAW ENFORCEMENT GRANTS	0	0	0	0	0	765	765	0%	0	0	-765	0%
101	47301	FED CARES ACT UNEMPLOYMENT REB	1,031	0	-1,031	3,984	3,984	0	-3,984	-100%	0	0	0	0%
101	47307	CESF VIDEO ARRAIGNMENT GRANT	0	0	0	87,031	0	0	0	0%	0	0	0	0%
101	47590	OTHER FEDERAL THROUGH STATE	0	20,135	20,135	0	0	20,135	20,135	0%	0	0	-20,135	0%
101	47700	ASSET FORFEITURE FUNDS	0	0	0	16,841	2,365	0	-2,365	-100%	0	0	0	0%
101	47803	BJA FY20 CORONA VIRUS EMER SUP	0	0	0	0	0	0	0	0%	0	36,299	36,299	0%
101	47990	OTHER DIRECT FEDERAL REVENUE	3,634	288,432	284,797	1,446,419	232,801	412,634	179,833	77%	0	1,260,000	847,366	33%
101	47---	FEDERAL GOVERNMENT	4,665	308,567	303,901	1,748,906	239,150	433,534	194,384	81%	0	1,486,799	1,053,265	29%

Fnd Acct	Description	October 2021-22	October 2022-23	Difference	2021-22 TOTALS	2021-22 YTD TOTAL	2022-23 YTD TOTAL	Y-O-Y DIFFERENCE	Y-O-Y %	OPEN POS	2022-23 BUDGET	REMAINING BUDGET	% BUDGET USED
101	GENERAL FUND												
R	Revenue												
48000	OTHER GOVERNMENT AND CITIZENS												
101 48130	CONTRIBUTIONS	0	0	0	13,500	0	0	0	0%	0	13,500	13,500	0%
101 48140	CONTRACTED SERVICES	0	0	0	145,936	0	0	0	0%	0	150,000	150,000	0%
101 48990	OTHER REVENUE	0	0	0	17,500	0	4,680	4,680	0%	0	4,680	0	100%
101 48---	OTHER GOVERNMENT AND CITIZENS	0	0	0	176,936	0	4,680	4,680	0%	0	168,180	163,500	3%
49000	OTHER SOURCES (NON-REVENUE)												
101 49600	PROCEEDS FROM SALE OF CAPITAL	0	0	0	399,800	399,800	0	-399,800	-100%	0	0	0	0%
101 49700	INSURANCE RECOVERY	2,359	0	-2,359	7,522	4,622	25,334	20,713	448%	0	25,335	1	100%
101 49800	TRANSFERS IN	0	0	0	0	0	0	0	0%	0	2,500,000	2,500,000	0%
101 49810	CITY GENERAL FUND TRANSFER	0	0	0	25,362	7,250	56,157	48,907	675%	0	95,720	39,563	59%
101 49997	COMMITTED- ETSU PERF ART CTR	0	0	0	0	0	0	0	0%	0	100,000	100,000	0%
101 49---	OTHER SOURCES (NON-REVENUE)	2,359	0	-2,359	432,684	411,672	81,491	-330,180	-80%	0	2,721,055	2,639,564	3%
101 -----	Revenue	1,087,143	1,516,739	429,593	46,188,756	9,056,238	4,980,905	-4,075,325	-45%	0	45,020,019	40,039,116	11%
E	Expense												
51000	GENERAL GOVERNMENT												
101 51100	COUNTY COMMISSION	8,048	11,762	3,714	96,862	38,447	42,343	3,896	10%	27,664	204,812	134,805	34%
101 51210	BOARD OF EQUALIZATION	0	0	0	2,300	0	0	0	0%	0	6,210	6,210	0%
101 51300	COUNTY MAYOR/EXECUTIVE	35,356	24,626	-10,730	289,291	104,104	100,243	-3,860	-4%	2,900	303,004	199,862	34%
101 51400	COUNTY ATTORNEY	33,631	22,123	-11,508	314,222	104,888	96,766	-8,121	-8%	4,246	337,654	236,642	30%
101 51500	ELECTION COMMISSION	65,878	47,076	-18,806	800,650	219,096	322,653	103,558	47%	28,933	1,517,657	1,166,072	23%
101 51600	REGISTER OF DEEDS	64,555	51,123	-13,433	595,805	223,444	221,536	-1,906	-1%	36,065	671,946	414,343	38%
101 51720	PLANNING	23,345	19,015	-4,330	222,665	75,532	79,444	3,915	5%	11,062	241,105	150,599	38%
101 51750	CODES COMPLIANCE	38,190	30,514	-7,678	425,547	126,855	118,437	-8,420	-7%	62,648	495,136	314,053	37%
101 51800	COUNTY BUILDINGS	24,310	29,179	4,869	435,404	107,239	180,049	72,810	68%	42,238	475,700	253,413	47%
101 51900	OTHER GENERAL ADMINISTRATION	51,280	42,612	-8,670	1,883,494	539,476	297,886	-241,592	-45%	4,945	2,004,982	1,702,151	15%
101 51910	PRESERVATION OF RECORDS	17,822	15,146	-2,674	241,867	64,149	75,796	11,647	18%	2,202	281,108	203,111	28%
101 51---	GENERAL GOVERNMENT	362,415	293,176	-69,246	5,308,107	1,603,230	1,535,153	-68,073	-4%	222,903	6,539,314	4,781,261	27%

Fnd	Acct	Description	October	October	Difference	2021-22	2021-22	2022-23	Y-O-Y	Y-O-Y	OPEN	2022-23	REMAINING	% BUDGET
			2021-22	2022-23		TOTALS	YTD TOTAL	YTD TOTAL	DIFFERENCE	%	Pos	BUDGET	BUDGET	USED
101		GENERAL FUND												
E		Expense												
52000		FINANCE												
101	52100	ACCOUNTS AND BUDGETS	48,690	48,002	-685	557,460	181,921	233,049	51,127	28%	4,517	652,920	415,352	36%
101	52200	PURCHASING	23,248	12,786	-10,463	219,189	77,591	69,024	-8,566	-11%	3,251	232,129	159,854	31%
101	52300	PROPERTY ASSESSOR'S OFFICE	36,894	32,371	-4,524	331,972	102,933	116,342	13,411	13%	4,526	367,775	246,908	33%
101	52310	REAPPRAISAL PROGRAM	61,638	52,237	-9,404	627,576	204,397	187,144	-17,255	-8%	83,525	852,474	581,808	32%
101	52400	COUNTY TRUSTEE'S OFFICE	51,237	81,049	29,814	555,115	208,340	251,650	43,313	21%	34,798	640,872	354,426	45%
101	52500	COUNTY CLERK'S OFFICE	108,464	74,975	-33,488	1,126,402	415,558	427,465	11,908	3%	49,677	1,207,634	730,492	40%
101	52---	FINANCE	330,171	301,420	-28,750	3,417,714	1,190,740	1,284,674	93,938	8%	180,294	3,953,804	2,488,840	37%
53000		ADMINISTRATION OF JUSTICE												
101	53100	CIRCUIT COURT	222,625	171,246	-51,380	2,250,850	799,074	795,069	-4,007	-1%	27,371	2,388,703	1,566,265	34%
101	53110	CIRCUIT COURT (STATE) JUDGE	0	0	0	0	0	163	163	0%	0	0	-163	0%
101	53310	GENERAL SESSIONS JUDGE	58,332	62,886	4,552	675,550	230,189	251,385	21,195	9%	1,636	758,320	505,300	33%
101	53330	DRUG COURT	8,962	11,121	2,160	93,596	22,299	36,174	13,876	62%	48	150,502	114,280	24%
101	53400	CHANCERY COURT	88,844	59,429	-29,416	811,652	294,382	284,454	-9,928	-3%	65,879	905,540	555,208	39%
101	53600	DISTRICT ATTORNEY GENERAL	6,454	5,824	-630	77,410	37,309	30,443	-6,866	-18%	0	70,000	39,558	43%
101	53900	OTHER ADMIN OF JUSTICE	6,641	3,394	-3,246	160,172	23,714	14,810	-8,903	-38%	1,660	202,286	185,816	8%
101	53920	COURTROOM SECURITY	68,514	59,427	-9,088	627,693	234,062	219,398	-14,666	-6%	0	857,598	638,200	26%
101	53930	VICTIM ASSISTANCE PROGRAMS	11,914	14,557	2,643	47,846	11,914	14,557	2,643	22%	0	45,000	30,443	32%
101	53---	ADMINISTRATION OF JUSTICE	472,286	387,884	-84,405	4,744,769	1,652,943	1,646,453	-6,493	0%	96,594	5,377,949	3,634,907	32%
54000		PUBLIC SAFETY												
101	54110	SHERIFF'S DEPARTMENT	846,348	673,134	-173,215	9,365,253	3,145,212	3,612,452	467,237	15%	845,762	11,681,654	7,223,439	38%
101	54150	DRUG ENFORCEMENT	5,326	0	-5,326	0	6,374	1,740	-4,634	-73%	0	0	-1,740	0%
101	54160	ADMIN OF SEX OFFENDER REGISTRY	150	0	-150	2,800	300	50	-250	-83%	0	0	-50	0%
101	54210	JAIL	730,889	1,159,304	428,409	10,610,353	3,218,492	3,924,180	705,688	22%	1,261,634	11,463,704	6,277,894	45%
101	54240	JUVENILE SERVICES	47,481	44,504	-2,975	420,041	139,801	138,354	-1,447	-1%	8,936	447,617	300,327	33%
101	54250	WORK RELEASE PROGRAM	969	775	-194	10,464	3,488	3,036	-452	-13%	0	12,050	9,014	25%
101	54310	FIRE PREVENTION AND CONTROL	0	236,250	236,250	990,500	274,375	517,500	243,125	89%	0	1,011,000	493,500	51%
101	54410	CIVIL DEFENSE - E.M.A.	20,960	18,855	-2,106	211,034	70,040	72,732	2,691	4%	17,542	283,479	193,205	32%
101	54420	RESCUE SQUAD & LIFE SAVING CRE	0	0	0	86,000	43,000	43,850	850	2%	0	87,700	43,850	50%
101	54490	OTHER EMERGENCY MANAGEMENT	0	0	0	97,870	0	7,517	7,517	0%	0	128,000	120,483	6%
101	54610	COUNTY MEDICAL EXAMINER	0	73,960	73,960	290,618	0	73,960	73,960	0%	0	300,325	226,365	25%

Fnd Acct	Description	October	October	Difference	2021-22	2021-22	2022-23	Y-O-Y	Y-O-Y	OPEN	2022-23	REMAINING	% BUDGET
		2021-22	2022-23		TOTALS	YTD TOTAL	YTD TOTAL	DIFFERENCE	%	Pos	BUDGET	BUDGET	USED
101	GENERAL FUND												
E	Expense												
54000	PUBLIC SAFETY												
101 54900	OTHER PUBLIC SAFETY	296	634	337	982,127	327,062	361,168	34,106	10%	0	1,093,288	732,120	33%
101 54---	PUBLIC SAFETY	1,652,419	2,207,416	554,990	23,067,060	7,228,144	8,756,539	1,528,391	21%	2,133,874	26,508,817	15,618,407	41%
55000	PUBLIC HEALTH AND WELFARE												
101 55110	LOCAL HEALTH CENTER	164,501	132,494	-32,010	1,702,389	583,192	627,386	44,191	8%	88,204	2,268,251	1,552,663	32%
101 55120	RABIES AND ANIMAL CONTROL	0	62,500	62,500	250,000	62,500	125,000	62,500	100%	0	250,000	125,000	50%
101 55130	AMBULANCE/EMERGENCY MEDICAL SE	155,979	168,479	12,500	1,871,753	623,918	842,397	218,479	35%	0	2,021,753	1,179,356	42%
101 55170	ALCOHOL AND DRUG PROGRAM	0	0	0	0	0	0	0	0%	0	3,940,000	3,940,000	0%
101 55310	REGIONAL MENTAL HEALTH CENTER	0	0	0	17,000	8,500	8,500	0	0%	0	17,000	8,500	50%
101 55510	GENERAL WELFARE ASSISTANCE	2,400	600	-1,800	37,800	9,600	6,600	-3,000	-31%	0	30,000	23,400	22%
101 55720	SANITATION EDUCATION/INFORMATI	7,911	7,161	-751	71,321	37,442	41,104	3,661	10%	0	101,610	60,506	40%
101 55---	PUBLIC HEALTH AND WELFARE	330,791	371,234	40,439	3,950,263	1,325,152	1,650,987	325,831	25%	88,204	8,628,614	6,889,425	20%
56000	SOCIAL,CULTRAL AND RECREATIONA												
101 56100	ADULT ACTIVITIES	0	0	0	121,000	41,500	60,500	19,000	46%	0	121,000	60,500	50%
101 56500	LIBRARIES	68,494	87,662	19,166	845,950	270,242	321,104	50,859	19%	76,137	915,114	517,874	43%
101 56900	OTHER SOCIAL, CULTURAL & RECRE	0	0	0	115,000	32,500	40,000	7,500	23%	0	115,000	75,000	35%
101 56---	SOCIAL,CULTRAL AND RECREATIONA	68,494	87,662	19,166	1,081,950	344,242	421,604	77,359	22%	76,137	1,151,114	653,374	43%
57000	AGRICULTURE & NATURAL RESOURCE												
101 57100	AGRICULTURAL EXTENSION SERVICE	3,020	104,769	101,751	446,224	12,386	116,946	104,561	844%	4,733	491,723	370,044	25%
101 57300	FOREST SERVICE	0	1,500	1,500	1,500	0	1,500	1,500	0%	0	1,500	0	100%
101 57500	SOIL CONSERVATION	13,762	17,648	3,886	192,847	55,107	51,352	-3,755	-7%	0	198,519	147,167	26%
101 57800	STORM WATER MANAGEMENT	2,000	4,000	2,000	60,230	4,000	4,000	0	0%	26,000	33,500	3,500	90%
101 57900	OTHER AGRICULTURE & NATURAL RE	0	0	0	5,080	0	0	0	0%	0	5,000	5,000	0%
101 57---	AGRICULTURE & NATURAL RESOURCE	18,782	127,917	109,137	705,881	71,493	173,798	102,306	143%	30,733	730,242	525,711	28%

Fnd Acct	Description	October	October	Difference	2021-22	2021-22	2022-23	Y-O-Y	Y-O-Y	OPEN	2022-23	REMAINING	% BUDGET
		2021-22	2022-23		TOTALS	YTD TOTAL	YTD TOTAL	DIFFERENCE	%	Pos	BUDGET	BUDGET	USED
101	GENERAL FUND												
E	Expense												
58000	OTHER GENERAL GOVERNMENT												
101 58110	TOURISM	0	0	0	7,000	7,000	10,000	3,000	43%	0	10,000	0	100%
101 58190	OTHER ECOMOMIC AND COMMUNITY D	3,284	48,497	45,213	708,957	59,846	116,609	56,763	95%	1,084,055	2,191,156	990,493	55%
101 58220	AIRPORT	4,683	0	-4,683	578,223	9,365	0	-9,365	-100%	0	19,987	19,987	0%
101 58300	VETERANS' SERVICES	4,338	9,332	4,994	57,585	17,374	35,716	18,343	106%	72	112,010	76,222	32%
101 58500	CONTRIBUTIONS TO OTHER AGENCIE	0	0	0	40,500	27,000	0	-27,000	-100%	0	40,500	40,500	0%
101 58600	EMPLOYEE BENEFITS	4,000	0	-4,000	10,319	15,282	0	-15,282	-100%	0	0	0	0%
101 58804	STATE CARES ACT FUNDING (1.9M)	0	0	0	60,030	225	0	-225	-100%	0	0	0	0%
101 58807	CESF VIDEO ARRAIGNMENT GRANT	44,704	0	-44,704	87,031	44,704	0	-44,704	-100%	0	0	0	0%
101 58900	MISCELLANEOUS	0	0	0	176,620	0	0	0	0%	0	0	0	0%
101 58---	OTHER GENERAL GOVERNMENT	61,009	57,829	-3,180	1,726,265	180,796	162,325	-18,470	-10%	1,084,127	2,373,653	1,127,202	53%
101 -----	Expense	3,296,367	3,834,538	538,151	44,002,009	13,596,740	15,631,533	2,034,789	15%	3,912,866	55,263,507	35,719,127	35%
101 -----	GENERAL FUND	-2,209,224	-2,317,799	-108,558	2,186,747	-4,540,502	??????????	-6,110,114	-9%	-3,912,866	-10,243,488	4,319,989	142%
=====													

Fnd Acct	Description	October	October	Difference	2021-22	2021-22	2022-23	Y-O-Y	Y-O-Y	OPEN	2022-23	REMAINING	% BUDGET
		2021-22	2022-23		TOTALS	YTD TOTAL	YTD TOTAL	DIFFERENCE	%	Pos	BUDGET	BUDGET	USED
116	SOLID WASTE/SANITATION												
R	Revenue												
40000	TOTAL LOCAL TAXES												
116 40110	CURRENT PROPERTY TAX	8,022	16,165	8,144	1,188,349	8,058	16,223	8,164	101%	0	1,181,504	1,165,281	1%
116 40120	TRUSTEE COLLECTIONS - PRIOR YR	765	1,531	765	17,027	5,369	11,055	5,686	106%	0	23,900	12,845	46%
116 40125	TRUSTEE COLLECTIONS - BANKRUPT	0	0	0	144	10	1	-9	-93%	0	390	389	0%
116 40130	COURT COLLECTIONS - PRIOR YRS	487	257	-230	5,018	2,381	2,457	76	3%	0	6,530	4,073	38%
116 40140	INTEREST AND PENALTY	314	252	-62	5,352	1,181	1,408	227	19%	0	7,840	6,432	18%
116 40161	PILOT - TVA	95	0	-95	95	95	0	-95	-100%	0	90	90	0%
116 40162	PILOT - LOCAL UTILITIES	0	0	0	20,631	0	45	45	0%	0	20,370	20,325	0%
116 40163	PILOT - OTHER	57	56	0	299	57	56	0	0%	0	260	204	22%
116 40270	BUSINESS TAX	614	815	200	43,236	1,715	3,101	1,386	81%	0	39,180	36,079	8%
116 40320	BANK EXCISE TAX	0	0	0	7,799	0	0	0	0%	0	7,840	7,840	0%
116 40---	TOTAL LOCAL TAXES	10,354	19,076	8,722	1,287,950	18,866	34,346	15,480	82%	0	1,287,904	1,253,558	3%
41000	TOTAL LICENSES AND PERMITS												
116 41110	MARRIAGE LICENSE	20	18	-3	163	60	62	2	3%	0	160	98	39%
116 41---	TOTAL LICENSES AND PERMITS	20	18	-3	163	60	62	2	3%	0	160	98	39%
43000	CHARGES FOR CURRENT SERVICES												
116 43114	SOLID WASTE DISPOSAL FEE	0	0	0	0	0	0	0	0%	0	5,050	5,050	0%
116 43116	SURCHARGE-WASTE TIRE DISPOSAL	11,785	10,759	-1,025	150,761	32,225	30,060	-2,165	-7%	0	85,850	55,790	35%
116 43---	CHARGES FOR CURRENT SERVICES	11,785	10,759	-1,025	150,761	32,225	30,060	-2,165	-7%	0	90,900	60,840	33%
44000	TOTAL OTHER LOCAL REVENUE												
116 44110	INVESTMENT INCOME	11	336	325	-3,491	139	382	243	174%	0	200	-182	191%
116 44145	SALE OF RECYCLED MATERIALS	9,094	19,522	10,428	371,600	88,916	68,541	-20,375	-23%	0	250,000	181,459	27%
116 44170	MISCELLANEOUS REFUNDS	0	3,214	3,214	0	0	3,214	3,214	0%	0	0	-3,214	0%
116 44530	SALE OF EQUIPMENT	0	0	0	83,450	45,500	0	-45,500	-100%	0	0	0	0%
116 44990	OTHER LOCAL REVENUES	0	0	0	239	0	0	0	0%	0	0	0	0%
116 44---	TOTAL OTHER LOCAL REVENUE	9,105	23,072	13,967	451,798	134,555	72,137	-62,418	-46%	0	250,200	178,063	29%

Fnd Acct	Description	October 2021-22	October 2022-23	Difference	2021-22 TOTALS	2021-22 YTD TOTAL	2022-23 YTD TOTAL	Y-O-Y DIFFERENCE	Y-O-Y %	OPEN POs	2022-23 BUDGET	REMAINING BUDGET	% BUDGET USED
116	SOLID WASTE/SANITATION												
R	Revenue												
46000	STATE OF TENNESSEE												
116 46170	SOLID WASTE GRANTS	0	0	0	0	0	0	0	0%	0	22,993	22,993	0%
116 46990	OTHER STATE REVENUES	0	0	0	122,127	0	0	0	0%	0	110,000	110,000	0%
116 46---	STATE OF TENNESSEE	0	0	0	122,127	0	0	0	0%	0	132,993	132,993	0%
49000	OTHER SOURCES (NON-REVENUE)												
116 49700	INSURANCE RECOVERY	0	0	0	4,694	4,694	0	-4,694	-100%	0	0	0	0%
116 49800	TRANSFERS IN	0	0	0	15,158	0	0	0	0%	0	0	0	0%
116 49---	OTHER SOURCES (NON-REVENUE)	0	0	0	19,852	4,694	0	-4,694	-100%	0	0	0	0%
116 -----	Revenue	31,264	52,925	21,661	2,032,651	190,400	136,605	-53,795	-28%	0	1,762,157	1,625,552	8%
E	Expense												
55000	PUBLIC HEALTH AND WELFARE												
116 55732	CONVENIENCE CENTERS	124,139	117,275	-6,859	1,536,965	479,231	522,152	42,918	9%	100,157	1,911,281	1,288,972	33%
116 55759	OTHER WASTE DISPOSAL	21,640	14,204	-7,436	203,541	67,014	39,929	-27,085	-40%	28,099	172,790	104,763	39%
116 55---	PUBLIC HEALTH AND WELFARE	145,779	131,479	-14,295	1,740,506	546,245	562,081	15,833	3%	128,256	2,084,071	1,393,735	33%
116 -----	Expense	145,779	131,479	-14,295	1,740,506	546,245	562,081	15,833	3%	128,256	2,084,071	1,393,735	33%
116 -----	SOLID WASTE/SANITATION	-114,515	-78,554	35,956	292,145	-355,845	-425,476	-69,628	-5%	-128,256	-321,914	231,817	172%

Fnd	Acct	Description	October	October	Difference	2021-22	2021-22	2022-23	Y-O-Y	Y-O-Y	OPEN	2022-23	REMAINING	% BUDGET
			2021-22	2022-23		TOTALS	YTD TOTAL	YTD TOTAL	DIFFERENCE	%	Pos	BUDGET	BUDGET	USED
122		DRUG FUND												
R		Revenue												
42000		FINES												
122	42240	DRUG CONTROL FINES	5	0	-5	1,831	1,176	1,909	733	62%	0	3,300	1,391	58%
122	42340	DRUG CONTROL FINES	254	1,171	917	8,887	2,940	2,704	-236	-8%	0	7,000	4,296	39%
122	42990	OTHER FINES, FORFEITURES, AND	0	0	0	125	0	0	0	0%	0	0	0	0%
122	42---	FINES	259	1,171	912	10,843	4,116	4,613	497	12%	0	10,300	5,687	45%
44000		TOTAL OTHER LOCAL REVENUE												
122	44110	INVESTMENT INCOME	36	348	311	-1,842	196	381	185	94%	0	400	19	95%
122	44530	SALE OF EQUIPMENT	0	0	0	15,105	15,105	0	-15,105	-100%	0	0	0	0%
122	44990	OTHER LOCAL REVENUES	0	0	0	10,804	10,804	0	-10,804	-100%	0	0	0	0%
122	44---	TOTAL OTHER LOCAL REVENUE	36	348	311	24,067	26,105	381	-25,724	-99%	0	400	19	95%
122	-----	Revenue	295	1,519	1,223	34,910	30,221	4,994	-25,227	-83%	0	10,700	5,706	47%
E		Expense												
54000		PUBLIC SAFETY												
122	54150	DRUG ENFORCEMENT	54	4,796	4,742	16,156	192	13,136	12,944	6,736%	4,131	39,470	22,202	44%
122	54---	PUBLIC SAFETY	54	4,796	4,742	16,156	192	13,136	12,944	6,736%	4,131	39,470	22,202	44%
122	-----	Expense	54	4,796	4,742	16,156	192	13,136	12,944	6,736%	4,131	39,470	22,202	44%
122	-----	DRUG FUND	241	-3,277	-3,519	18,754	30,029	-8,142	-38,171	-40%	-4,131	-28,770	-16,496	43%

Fnd Acct	Description	October 2021-22	October 2022-23	Difference	2021-22 TOTALS	2021-22 YTD TOTAL	2022-23 YTD TOTAL	Y-O-Y DIFFERENCE	Y-O-Y %	OPEN POS	2022-23 BUDGET	REMAINING BUDGET	% BUDGET USED
127	ARPA - SPECIAL REVENUE												
R	Revenue												
44000	TOTAL OTHER LOCAL REVENUE												
127 44110	INVESTMENT INCOME	516	211	-305	-238,914	2,083	458	-1,625	-78%	0	5,000	4,542	9%
127 44---	TOTAL OTHER LOCAL REVENUE	516	211	-305	-238,914	2,083	458	-1,625	-78%	0	5,000	4,542	9%
47000	FEDERAL GOVERNMENT												
127 47901	AMERICAN RESCUE PLAN ACT	215,280	0	-215,280	25,129,577	502,964	0	-502,964	-100%	0	14,000,321	14,000,321	0%
127 47---	FEDERAL GOVERNMENT	215,280	0	-215,280	25,129,577	502,964	0	-502,964	-100%	0	14,000,321	14,000,321	0%
127 -----	Revenue	215,796	211	-215,585	24,890,663	505,047	458	-504,589	-100%	0	14,005,321	14,004,863	0%
E	Expense												
58000	OTHER GENERAL GOVERNMENT												
127 58831	AMERICAN RESCUE PLAN 2021-22	266,211	1,560,151	1,293,940	2,297,547	266,211	1,560,151	1,293,940	486%	216,000	7,536,669	5,760,518	24%
127 58---	OTHER GENERAL GOVERNMENT	266,211	1,560,151	1,293,940	2,297,547	266,211	1,560,151	1,293,940	486%	216,000	7,536,669	5,760,518	24%
99000	OTHER USES												
127 99100	TRANSFERS OUT	0	0	0	0	0	0	0	0%	0	2,263,745	2,263,745	0%
127 99---	OTHER USES	0	0	0	0	0	0	0	0%	0	2,263,745	2,263,745	0%
127 -----	Expense	266,211	1,560,151	1,293,940	2,297,547	266,211	1,560,151	1,293,940	486%	216,000	9,800,414	8,024,263	18%
127 -----	ARPA - SPECIAL REVENUE	-50,415	-1,559,940	-1,509,525	22,593,116	238,836	-1,559,693	-1,798,529	102%	-216,000	4,204,907	5,980,600	-42%

Fnd Acct	Description	October	October	Difference	2021-22	2021-22	2022-23	Y-O-Y	Y-O-Y	OPEN	2022-23	REMAINING	% BUDGET
		2021-22	2022-23		TOTALS	YTD TOTAL	YTD TOTAL	DIFFERENCE	%	Pos	BUDGET	BUDGET	USED
131	HIGHWAY FUND												
R	Revenue												
40000	TOTAL LOCAL TAXES												
131 40110	CURRENT PROPERTY TAX	30,940	62,350	31,410	4,583,604	31,112	62,571	31,460	101%	0	4,653,171	4,590,600	1%
131 40120	TRUSTEE COLLECTIONS - PRIOR YR	3,572	5,911	2,339	79,988	25,060	42,706	17,645	70%	0	92,300	49,594	46%
131 40125	TRUSTEE COLLECTIONS - BANKRUPT	0	0	0	737	45	5	-41	-90%	0	1,510	1,505	0%
131 40130	COURT COLLECTIONS - PRIOR YRS	2,273	992	-1,281	22,303	11,113	9,478	-1,635	-15%	0	25,190	15,712	38%
131 40140	INTEREST AND PENALTY	1,463	973	-490	23,762	5,512	5,445	-67	-1%	0	30,220	24,775	18%
131 40161	PILOT - TVA	368	0	-368	368	368	0	-368	-100%	0	360	360	0%
131 40162	PILOT - LOCAL UTILITIES	0	0	0	79,577	0	173	173	0%	0	78,580	78,407	0%
131 40163	PILOT - OTHER	218	217	-1	24,877	218	217	-1	0%	0	26,000	25,783	1%
131 40270	BUSINESS TAX	2,369	3,142	773	166,769	13,074	11,962	-1,113	-9%	0	151,120	139,158	8%
131 40280	MINERAL SEVERANCE TAX	5,470	5,338	-132	22,707	10,022	11,264	1,242	12%	0	24,000	12,736	47%
131 40320	BANK EXCISE TAX	0	0	0	30,081	0	0	0	0%	0	30,220	30,220	0%
131 40---	TOTAL LOCAL TAXES	46,673	78,923	32,250	5,034,773	96,524	143,821	47,295	49%	0	5,112,671	4,968,850	3%
41000	TOTAL LICENSES AND PERMITS												
131 41110	MARRIAGE LICENSE	79	69	-10	627	241	238	-3	-1%	0	600	362	40%
131 41590	OTHER PERMITS	0	100	100	0	0	300	300	0%	0	300	0	100%
131 41---	TOTAL LICENSES AND PERMITS	79	169	90	627	241	538	297	123%	0	900	362	60%
44000	TOTAL OTHER LOCAL REVENUE												
131 44110	INVESTMENT INCOME	614	5,991	5,377	-43,127	3,816	6,617	2,801	73%	0	19,000	12,383	35%
131 44120	LEASE/RENTALS	15,131	14,986	-145	157,652	44,526	47,761	3,236	7%	0	145,000	97,239	33%
131 44130	SALE OF MATERIALS AND SUPPLIES	619	0	-619	2,085	1,951	0	-1,951	-100%	0	0	0	0%
131 44170	MISCELLANEOUS REFUNDS	0	3,958	3,958	963	0	3,958	3,958	0%	0	0	-3,958	0%
131 44530	SALE OF EQUIPMENT	0	0	0	37,902	7,000	0	-7,000	-100%	0	0	0	0%
131 44560	DAMAGES RECOVERED FROM INDIVID	0	0	0	2,070	0	0	0	0%	0	0	0	0%
131 44---	TOTAL OTHER LOCAL REVENUE	16,364	24,935	8,571	157,545	57,293	58,336	1,044	2%	0	164,000	105,664	36%

Fnd Acct	Description	October	October	Difference	2021-22	2021-22	2022-23	Y-O-Y	Y-O-Y	OPEN	2022-23	REMAINING	% BUDGET
		2021-22	2022-23		TOTALS	YTD TOTAL	YTD TOTAL	DIFFERENCE	%	Pos	BUDGET	BUDGET	USED
131	HIGHWAY FUND												
R	Revenue												
46000	STATE OF TENNESSEE												
131 46410	BRIDGE PROGRAM	0	0	0	1,264,113	558,277	0	-558,277	-100%	0	2,331,500	2,331,500	0%
131 46420	STATE AID PROGRAM	0	0	0	0	0	0	0	0%	0	1,009,600	1,009,600	0%
131 46920	GASOLINE AND MOTOR FUEL TAX	297,508	280,358	-17,150	3,363,018	1,178,155	1,151,463	-26,692	-2%	0	3,200,000	2,048,537	36%
131 46930	PETROLEUM SPECIAL TAX	7,344	7,344	0	88,175	29,527	29,375	-153	-1%	0	89,000	59,625	33%
131 46---	STATE OF TENNESSEE	304,852	287,702	-17,150	4,715,306	1,765,959	1,180,838	-585,122	-33%	0	6,630,100	5,449,262	18%
48000	OTHER GOVERNMENT AND CITIZENS												
131 48120	PAVING AND MAINTENANCE	1,335	380	-955	364,439	11,674	380	-11,294	-97%	0	0	-380	0%
131 48---	OTHER GOVERNMENT AND CITIZENS	1,335	380	-955	364,439	11,674	380	-11,294	-97%	0	0	-380	0%
49000	OTHER SOURCES (NON-REVENUE)												
131 49700	INSURANCE RECOVERY	0	6,496	6,496	12,393	0	7,149	7,149	0%	0	0	-7,149	0%
131 49---	OTHER SOURCES (NON-REVENUE)	0	6,496	6,496	12,393	0	7,149	7,149	0%	0	0	-7,149	0%
131 -----	Revenue	369,303	398,605	29,302	10,285,083	1,931,691	1,391,062	-540,631	-28%	0	11,907,671	10,516,609	12%
E	Expense												
61000	ADMINISTRATION												
131 61000	ADMINISTRATION	67,188	46,366	-20,822	893,184	396,611	410,020	13,409	3%	25,200	1,024,793	589,577	42%
131 61---	ADMINISTRATION	67,188	46,366	-20,822	893,184	396,611	410,020	13,409	3%	25,200	1,024,793	589,577	42%
62000	HIGHWAY AND BRIDGE MAINTENANCE												
131 62000	HIGHWAY AND BRIDGE MAINTENANCE	236,670	196,571	-40,097	2,427,367	762,663	839,499	76,835	10%	236,730	3,277,005	2,200,778	33%
131 62---	HIGHWAY AND BRIDGE MAINTENANCE	236,670	196,571	-40,097	2,427,367	762,663	839,499	76,835	10%	236,730	3,277,005	2,200,778	33%

Fnd Acct	Description	October	October		2021-22	2021-22	2022-23	Y-O-Y	Y-O-Y	OPEN	2022-23	REMAINING	% BUDGET
		2021-22	2022-23	Difference	TOTALS	YTD TOTAL	YTD TOTAL	DIFFERENCE	%	Pos	BUDGET	BUDGET	USED
131	HIGHWAY FUND												
E	Expense												
63000	TOTAL 63*** ACCOUNTS												
131 63100	OPERATION AND MAINTENANCE OF E	83,965	64,569	-19,393	843,848	274,515	254,186	-20,327	-7%	29,940	986,299	702,172	29%
131 63500	ASPHALT PLANT OPERATIONS	322,004	214,553	-107,452	3,120,322	1,410,809	1,602,061	191,252	14%	303,063	3,567,764	1,662,642	53%
131 63600	TRAFFIC CONTROL	10,228	6,359	-3,869	97,107	35,235	31,629	-3,603	-10%	0	134,111	102,482	24%
131 63---	TOTAL 63*** ACCOUNTS	416,197	285,481	-130,714	4,061,277	1,720,559	1,887,876	167,322	10%	333,003	4,688,174	2,467,296	47%
68000	CAPITAL OUTLAY												
131 68000	CAPITAL OUTLAY	0	0	0	3,032,710	65,766	0	-65,766	-100%	252,421	2,768,451	2,516,030	9%
131 68---	CAPITAL OUTLAY	0	0	0	3,032,710	65,766	0	-65,766	-100%	252,421	2,768,451	2,516,030	9%
131 -----	Expense	720,055	528,418	-191,633	10,414,538	2,945,599	3,137,395	191,800	7%	847,354	11,758,423	7,773,681	34%
131 -----	HIGHWAY FUND	-350,752	-129,813	220,935	-129,455	-1,013,908	-1,746,333	-732,431	-7%	-847,354	149,248	2,742,928	-1,738%

Fnd Acct	Description	October	October	Difference	2021-22	2021-22	2022-23	Y-O-Y	Y-O-Y	OPEN	2022-23	REMAINING	% BUDGET
		2021-22	2022-23		TOTALS	YTD TOTAL	YTD TOTAL	DIFFERENCE	%	Pos	BUDGET	BUDGET	USED
151	GENERAL DEBT SERVICE FUND												
R	Revenue												
40000	TOTAL LOCAL TAXES												
151 40110	CURRENT PROPERTY TAX	84,798	170,888	86,089	12,562,485	85,252	171,493	86,242	101%	0	12,490,183	12,318,690	1%
151 40120	TRUSTEE COLLECTIONS - PRIOR YR	9,441	16,196	6,755	210,307	66,216	117,007	50,791	77%	0	253,000	135,993	46%
151 40125	TRUSTEE COLLECTIONS - BANKRUPT	0	0	0	1,814	120	9	-111	-92%	0	4,140	4,131	0%
151 40130	COURT COLLECTIONS - PRIOR YRS	6,007	2,719	-3,288	59,463	29,371	25,976	-3,394	-12%	0	69,030	43,054	38%
151 40140	INTEREST AND PENALTY	3,867	2,666	-1,201	63,221	14,555	14,909	354	2%	0	82,840	67,931	18%
151 40161	PILOT - TVA	1,009	0	-1,009	1,009	1,009	0	-1,009	-100%	0	990	990	0%
151 40162	PILOT - LOCAL UTILITIES	0	0	0	218,099	0	473	473	0%	0	215,370	214,897	0%
151 40163	PILOT - OTHER	597	596	-2	3,158	597	596	-2	0%	0	2,760	2,164	22%
151 40266	LITIGATION TAX - JAIL	22,004	21,998	-6	260,462	88,521	90,805	2,284	3%	0	244,000	153,195	37%
151 40270	BUSINESS TAX	6,492	8,611	2,118	457,071	35,520	32,784	-2,737	-8%	0	414,180	381,396	8%
151 40320	BANK EXCISE TAX	0	0	0	82,444	0	0	0	0%	0	82,840	82,840	0%
151 40---	TOTAL LOCAL TAXES	134,215	223,674	89,456	13,919,533	321,161	454,052	132,891	41%	0	13,859,333	13,405,281	3%
41000	TOTAL LICENSES AND PERMITS												
151 41110	MARRIAGE LICENSE	216	188	-28	1,718	654	652	-2	0%	0	1,660	1,008	39%
151 41---	TOTAL LICENSES AND PERMITS	216	188	-28	1,718	654	652	-2	0%	0	1,660	1,008	39%
44000	TOTAL OTHER LOCAL REVENUE												
151 44110	INVESTMENT INCOME	628	6,317	5,689	-27,729	3,618	6,903	3,284	91%	0	5,000	-1,903	138%
151 44---	TOTAL OTHER LOCAL REVENUE	628	6,317	5,689	-27,729	3,618	6,903	3,284	91%	0	5,000	-1,903	138%
49000	OTHER SOURCES (NON-REVENUE)												
151 49800	TRANSFERS IN	0	0	0	81,000	0	0	0	0%	0	81,000	81,000	0%
151 49---	OTHER SOURCES (NON-REVENUE)	0	0	0	81,000	0	0	0	0%	0	81,000	81,000	0%
151 -----	Revenue	135,059	230,179	95,117	13,974,522	325,433	461,607	136,173	42%	0	13,946,993	13,485,386	3%

Fnd Acct	Description	October	October	Difference	2021-22	2021-22	2022-23	Y-O-Y	Y-O-Y	OPEN	2022-23	REMAINING	% BUDGET
		2021-22	2022-23		TOTALS	YTD TOTAL	YTD TOTAL	DIFFERENCE	%	Pos	BUDGET	BUDGET	USED
151	GENERAL DEBT SERVICE FUND												
E	Expense												
82000													
151 82110	GENERAL GOVERNMENT - PRINCIPAL	190,000	0	-190,000	1,630,000	320,000	0	-320,000	-100%	0	1,375,000	1,375,000	0%
151 82120	HIGHWAYS AND STREETS - PRINCIP	696,190	0	-696,190	954,547	954,547	0	-954,547	-100%	0	0	0	0%
151 82130	EDUCATION - PRINCIPAL	608,810	0	-608,810	6,655,453	840,453	0	-840,453	-100%	0	6,055,000	6,055,000	0%
151 82210	GENERAL GOVERNMENT - INTEREST	1,414	0	-1,414	1,056,145	5,777	0	-5,777	-100%	0	994,918	994,918	0%
151 82220	HIGHWAYS AND STREETS - INTERE	5,165	0	-5,165	18,392	18,392	0	-18,392	-100%	0	0	0	0%
151 82230	EDUCATION - INTEREST	5,267	0	-5,267	4,080,855	42,674	13,100	-29,574	-69%	0	3,823,960	3,810,860	0%
151 82310	GENERAL GOVERNMENT - OTHER DS	4,602	3,992	-610	270,976	9,669	10,190	521	5%	0	281,500	271,310	4%
151 82---		1,511,448	3,992	-1,507,456	14,666,368	2,191,512	23,290	-2,168,222	-99%	0	12,530,378	12,507,088	0%
99000	OTHER USES												
151 99100	TRANSFERS OUT	0	0	0	0	0	0	0	0%	0	2,500,000	2,500,000	0%
151 99---	OTHER USES	0	0	0	0	0	0	0	0%	0	2,500,000	2,500,000	0%
151 -----	Expense	1,511,448	3,992	-1,507,456	14,666,368	2,191,512	23,290	-2,168,222	-99%	0	15,030,378	15,007,088	0%
151 -----	GENERAL DEBT SERVICE FUND	-1,376,389	226,187	1,602,573	-691,846	-1,866,079	438,317	2,304,395	-81%	0	-1,083,385	-1,521,702	-40%
=====													

Fnd Acct	Description	October	October	Difference	2021-22	2021-22	2022-23	Y-O-Y	Y-O-Y	OPEN	2022-23	REMAINING	% BUDGET
		2021-22	2022-23		TOTALS	YTD TOTAL	YTD TOTAL	DIFFERENCE	%	Pos	BUDGET	BUDGET	USED
152	RURAL DEBT SERVICE												
R	Revenue												
44000	TOTAL OTHER LOCAL REVENUE												
152 44110	INVESTMENT INCOME	1	14	13	-4,253	51	17	-34	-66%	0	0	-17	0%
152 44---	TOTAL OTHER LOCAL REVENUE	1	14	13	-4,253	51	17	-34	-66%	0	0	-17	0%
49000	OTHER SOURCES (NON-REVENUE)												
152 49800	TRANSFERS IN	0	28,241	28,241	980,000	0	112,964	112,964	0%	0	310,651	197,687	36%
152 49---	OTHER SOURCES (NON-REVENUE)	0	28,241	28,241	980,000	0	112,964	112,964	0%	0	310,651	197,687	36%
152 -----	Revenue	1	28,255	28,254	975,747	51	112,981	112,930	???????	0	310,651	197,670	36%
E	Expense												
82000													
152 82130	EDUCATION - PRINCIPAL	970,000	28,241	-941,759	1,195,000	1,195,000	110,255	-1,084,745	-91%	0	300,718	190,463	37%
152 82230	EDUCATION - INTEREST	7,220	0	-7,220	24,570	24,570	2,709	-21,861	-89%	0	9,933	7,224	27%
152 82---		977,220	28,241	-948,979	1,219,570	1,219,570	112,964	-1,106,606	-91%	0	310,651	197,687	36%
152 -----	Expense	977,220	28,241	-948,979	1,219,570	1,219,570	112,964	-1,106,606	-91%	0	310,651	197,687	36%
152 -----	RURAL DEBT SERVICE	-977,219	14	977,233	-243,823	-1,219,519	17	1,219,536	-81%	0	0	-17	0%
		=====	=====	=====	=====	=====	=====	=====	=====	=====	=====	=====	=====

Fnd Acct	Description	October	October	Difference	2021-22	2021-22	2022-23	Y-O-Y	Y-O-Y	OPEN	2022-23	REMAINING	% BUDGET
		2021-22	2022-23		TOTALS	YTD TOTAL	YTD TOTAL	DIFFERENCE	%	Pos	BUDGET	BUDGET	USED
171	GENERAL CAPITAL PROJECTS FUND												
R	Revenue												
40000	TOTAL LOCAL TAXES												
171 40110	CURRENT PROPERTY TAX	6,876	13,855	6,979	1,018,588	6,912	13,904	6,992	101%	0	1,012,718	998,814	1%
171 40120	TRUSTEE COLLECTIONS - PRIOR YR	765	1,313	548	23,875	5,393	9,498	4,105	76%	0	20,500	11,002	46%
171 40125	TRUSTEE COLLECTIONS - BANKRUPT	0	0	0	1,094	65	9	-56	-86%	0	340	331	3%
171 40130	COURT COLLECTIONS - PRIOR YRS	487	220	-267	4,821	7,389	2,106	-5,283	-71%	0	5,600	3,494	38%
171 40140	INTEREST AND PENALTY	314	216	-97	5,903	2,416	1,224	-1,192	-49%	0	6,720	5,496	18%
171 40161	PILOT - TVA	82	0	-82	82	82	0	-82	-100%	0	80	80	0%
171 40162	PILOT - LOCAL UTILITIES	0	0	0	17,684	0	38	38	0%	0	17,460	17,422	0%
171 40163	PILOT - OTHER	48	48	0	256	48	48	0	0%	0	220	172	22%
171 40270	BUSINESS TAX	526	698	172	37,060	2,880	2,658	-222	-8%	0	33,580	30,922	8%
171 40320	BANK EXCISE TAX	0	0	0	6,685	0	0	0	0%	0	5,720	5,720	0%
171 40---	TOTAL LOCAL TAXES	9,098	16,350	7,253	1,116,048	25,185	29,485	4,300	17%	0	1,102,938	1,073,453	3%
41000	TOTAL LICENSES AND PERMITS												
171 41110	MARRIAGE LICENSE	18	15	-2	139	53	53	0	0%	0	130	77	41%
171 41---	TOTAL LICENSES AND PERMITS	18	15	-2	139	53	53	0	0%	0	130	77	41%
44000	TOTAL OTHER LOCAL REVENUE												
171 44110	INVESTMENT INCOME	1,126	12,910	11,785	-37,333	6,986	14,202	7,216	103%	0	24,240	10,038	59%
171 44120	LEASE/RENTALS	0	0	0	558,982	0	0	0	0%	0	0	0	0%
171 44---	TOTAL OTHER LOCAL REVENUE	1,126	12,910	11,785	521,649	6,986	14,202	7,216	103%	0	24,240	10,038	59%
47000	FEDERAL GOVERNMENT												
171 47590	OTHER FEDERAL THROUGH STATE	0	0	0	0	0	0	0	0%	0	1,100,000	1,100,000	0%
171 47---	FEDERAL GOVERNMENT	0	0	0	0	0	0	0	0%	0	1,100,000	1,100,000	0%

Fnd Acct	Description	October 2021-22	October 2022-23	Difference	2021-22 TOTALS	2021-22 YTD TOTAL	2022-23 YTD TOTAL	Y-O-Y DIFFERENCE	Y-O-Y %	OPEN Pos	2022-23 BUDGET	REMAINING BUDGET	% BUDGET USED
171	GENERAL CAPITAL PROJECTS FUND												
R	Revenue												
48000	OTHER GOVERNMENT AND CITIZENS												
171 48130	CONTRIBUTIONS	0	0	0	17,619	0	0	0	0%	0	0	0	0%
171 48---	OTHER GOVERNMENT AND CITIZENS	0	0	0	17,619	0	0	0	0%	0	0	0	0%
49000	OTHER SOURCES (NON-REVENUE)												
171 49800	TRANSFERS IN	0	0	0	161,462	0	0	0	0%	0	5,663,745	5,663,745	0%
171 49---	OTHER SOURCES (NON-REVENUE)	0	0	0	161,462	0	0	0	0%	0	5,663,745	5,663,745	0%
171 -----	Revenue	10,242	29,275	19,036	1,816,917	32,224	43,740	11,516	36%	0	7,891,053	7,847,313	1%
E	Expense												
91000													
171 91110	GENERAL ADMINISTRATION PROJECT	168	16,215	16,047	281,827	129,974	143,479	13,506	10%	14,146	1,547,000	1,389,375	10%
171 91130	PUBLIC SAFETY PROJECTS	684	8,217	7,533	3,273,604	684	9,617	8,933	1,306%	54,060	276,000	212,323	23%
171 91140	PUBLIC HEALTH AND WELFARE PROJ	0	3,263	3,263	435,840	0	6,350	6,350	0%	461,362	1,598,400	1,130,688	29%
171 91150	SOCIAL, CULTURAL AND RECREATIO	0	0	0	105,092	0	0	0	0%	0	5,299,745	5,299,745	0%
171 91---		852	27,695	26,843	4,096,363	130,658	159,446	28,789	22%	529,568	8,721,145	8,032,131	8%
95000	CAPITAL PROJECTS - DONATED												
171 95900	CAP PROJ - DONATED TO OTHERS	0	0	0	4,700	0	0	0	0%	0	0	0	0%
171 95---	CAPITAL PROJECTS - DONATED	0	0	0	4,700	0	0	0	0%	0	0	0	0%
171 -----	Expense	852	27,695	26,843	4,101,063	130,658	159,446	28,789	22%	529,568	8,721,145	8,032,131	8%
171 -----	GENERAL CAPITAL PROJECTS FUND	9,390	1,580	-7,807	-2,284,146	-98,434	-115,706	-17,273	25%	-529,568	-830,092	-184,818	78%

Fnd Acct	Description	October 2021-22	October 2022-23	Difference	2021-22 TOTALS	2021-22 YTD TOTAL	2022-23 YTD TOTAL	Y-O-Y DIFFERENCE	Y-O-Y %	OPEN Pos	2022-23 BUDGET	REMAINING BUDGET	% BUDGET USED
177	EDUCATION CAPITAL PROJECTS												
R	Revenue												
40000	TOTAL LOCAL TAXES												
177 40110	CURRENT PROPERTY TAX	38,961	78,517	39,556	5,771,948	39,170	78,796	39,626	101%	0	5,738,733	5,659,937	1%
177 40120	TRUSTEE COLLECTIONS - PRIOR YR	4,338	7,441	3,104	91,255	30,382	53,747	23,365	77%	0	116,200	62,453	46%
177 40125	TRUSTEE COLLECTIONS - BANKRUPT	0	0	0	99	0	0	0	0%	0	1,900	1,900	0%
177 40130	COURT COLLECTIONS - PRIOR YRS	2,760	1,249	-1,511	27,321	8,487	11,935	3,448	41%	0	31,720	19,785	38%
177 40140	INTEREST AND PENALTY	1,777	1,225	-552	28,513	5,433	6,835	1,402	26%	0	38,060	31,225	18%
177 40161	PILOT - TVA	464	0	-464	464	464	0	-464	-100%	0	460	460	0%
177 40162	PILOT - LOCAL UTILITIES	0	0	0	100,208	0	217	217	0%	0	98,960	98,743	0%
177 40163	PILOT - OTHER	274	274	-1	1,451	274	274	-1	0%	0	1,270	996	22%
177 40270	BUSINESS TAX	2,983	3,956	973	210,006	16,320	15,063	-1,257	-8%	0	190,300	175,237	8%
177 40320	BANK EXCISE TAX	0	0	0	37,879	0	0	0	0%	0	38,060	38,060	0%
177 40---	TOTAL LOCAL TAXES	51,557	92,662	41,105	6,269,144	100,530	166,867	66,336	66%	0	6,255,663	6,088,796	3%
41000	TOTAL LICENSES AND PERMITS												
177 41110	MARRIAGE LICENSE	99	86	-13	789	300	300	-1	0%	0	760	460	39%
177 41---	TOTAL LICENSES AND PERMITS	99	86	-13	789	300	300	-1	0%	0	760	460	39%
44000	TOTAL OTHER LOCAL REVENUE												
177 44110	INVESTMENT INCOME	0	0	0	-39,065	0	0	0	0%	0	6,060	6,060	0%
177 44---	TOTAL OTHER LOCAL REVENUE	0	0	0	-39,065	0	0	0	0%	0	6,060	6,060	0%
49000	OTHER SOURCES (NON-REVENUE)												
177 49200	NOTES ISSUED	0	0	0	2,330,738	0	0	0	0%	0	0	0	0%
177 49---	OTHER SOURCES (NON-REVENUE)	0	0	0	2,330,738	0	0	0	0%	0	0	0	0%
177 -----	Revenue	51,656	92,748	41,092	8,561,606	100,830	167,167	66,335	66%	0	6,262,483	6,095,316	3%

Fnd Acct	Description	October 2021-22	October 2022-23	Difference	2021-22 TOTALS	2021-22 YTD TOTAL	2022-23 YTD TOTAL	Y-O-Y DIFFERENCE	Y-O-Y %	OPEN Pos	2022-23 BUDGET	REMAINING BUDGET	% BUDGET USED
177	EDUCATION CAPITAL PROJECTS												
E	Expense												
91000													
177 91300	EDUCATION CAPITAL PROJECTS	941	1,793	853	4,763,918	1,698	3,039	1,341	79%	0	8,414,000	8,410,961	0%
177 91---		941	1,793	853	4,763,918	1,698	3,039	1,341	79%	0	8,414,000	8,410,961	0%
95000	CAPITAL PROJECTS - DONATED												
177 95100	CAP PROJ - DONATED TO SCHOOLS	0	0	0	1,585,961	639,961	639,760	-201	0%	0	1,100,000	460,240	58%
177 95---	CAPITAL PROJECTS - DONATED	0	0	0	1,585,961	639,961	639,760	-201	0%	0	1,100,000	460,240	58%
99000	OTHER USES												
177 99100	TRANSFERS OUT	0	0	0	0	0	0	0	0%	0	1,000,000	1,000,000	0%
177 99---	OTHER USES	0	0	0	0	0	0	0	0%	0	1,000,000	1,000,000	0%
177 -----	Expense	941	1,793	853	6,349,879	641,659	642,799	1,140	0%	0	10,514,000	9,871,201	6%
177 -----	EDUCATION CAPITAL PROJECTS	50,715	90,955	40,239	2,211,727	-540,829	-475,632	65,195	9%	0	-4,251,517	-3,775,885	11%
=====													

Fnd Acct	Description	October 2021-22	October 2022-23	Difference	2021-22 TOTALS	2021-22 YTD TOTAL	2022-23 YTD TOTAL	Y-O-Y DIFFERENCE	Y-O-Y %	OPEN POS	2022-23 BUDGET	REMAINING BUDGET	% BUDGET USED
263	SELF-INSURANCE FUND												
R	Revenue												
43000	CHARGES FOR CURRENT SERVICES												
263 43101	SELF-INSURANCE PREMIUMS/CONTRI	535,434	563,534	28,100	6,437,966	2,171,609	2,260,500	88,892	4%	0	6,904,494	4,643,994	33%
263 43---	CHARGES FOR CURRENT SERVICES	535,434	563,534	28,100	6,437,966	2,171,609	2,260,500	88,892	4%	0	6,904,494	4,643,994	33%
44000	TOTAL OTHER LOCAL REVENUE												
263 44110	INVESTMENT INCOME	429	4,177	3,748	-21,130	2,286	4,576	2,290	100%	0	3,500	-1,076	131%
263 44160	RETIREE INSURANCE PAYMENTS	4,410	4,976	567	60,994	19,341	23,470	4,129	21%	0	55,000	31,530	43%
263 44---	TOTAL OTHER LOCAL REVENUE	4,839	9,153	4,315	39,864	21,627	28,046	6,419	30%	0	58,500	30,454	48%
263 -----	Revenue	540,273	572,687	32,415	6,477,830	2,193,236	2,288,546	95,311	4%	0	6,962,994	4,674,448	33%
E	Expense												
58000	OTHER GENERAL GOVERNMENT												
263 58600	EMPLOYEE BENEFITS	470,211	464,795	-5,414	6,420,426	1,886,622	1,997,438	110,815	6%	12,090	6,948,651	4,939,124	29%
263 58---	OTHER GENERAL GOVERNMENT	470,211	464,795	-5,414	6,420,426	1,886,622	1,997,438	110,815	6%	12,090	6,948,651	4,939,124	29%
263 -----	Expense	470,211	464,795	-5,414	6,420,426	1,886,622	1,997,438	110,815	6%	12,090	6,948,651	4,939,124	29%
263 -----	SELF-INSURANCE FUND	70,062	107,892	37,829	57,404	306,614	291,108	-15,504	5%	-12,090	14,343	-264,676	1,945%
		=====	=====	=====	=====	=====	=====	=====	=====	=====	=====	=====	=====

Number of Accounts: 1671

\*\*\*\*\* End of report \*\*\*\*\*

Fnd Acct	Description	2021-22	2022-23	2021-22	2022-23	YTD INCREASE	2022-23	2021-22	2022-23
		October	October	YTD	YTD	(DECREASE)	BUDGET	BUDGET %	BUDGET %
101	GENERAL FUND								
40000	TOTAL LOCAL TAXES								
101 40110	CURRENT PROPERTY TAX	153,554	309,450	154,375	310,547	156,172	22,617,358	1%	1%
101 40120	TRUSTEE COLLECTIONS - PRIOR YR	17,095	29,328	119,919	211,882	91,963	458,100	17%	46%
101 40125	TRUSTEE COLLECTIONS - BANKRUPT	0	0	217	21	-196	7,500	3%	0%
101 40130	COURT COLLECTIONS - PRIOR YRS	10,878	4,923	53,185	47,038	-6,147	125,000	35%	38%
101 40140	INTEREST AND PENALTY	7,002	4,828	26,368	27,005	637	150,000	18%	18%
101 40161	PILOT - TVA	1,827	0	1,827	0	-1,827	1,800	102%	0%
101 40162	PILOT - LOCAL UTILITIES	0	0	0	857	857	390,000	0%	0%
101 40163	PILOT - OTHER	1,082	1,079	1,082	1,079	-3	5,000	22%	22%
101 40210	LOCAL OPTION SALES TAX	1,604	1,604	6,448	4,811	-1,637	18,000	36%	27%
101 40250	LITIGATION TAX - GENERAL	12,421	12,473	49,891	51,316	1,426	150,000	23%	34%
101 40260	LITIGATION TAX - SPECIAL PURPO	1,347	1,344	5,409	5,577	168	14,000	45%	40%
101 40268	LITIGATION TAX - COURT SECURIT	15,411	15,122	59,689	61,842	2,153	150,000	22%	41%
101 40270	BUSINESS TAX	11,756	15,592	64,321	59,365	-4,955	750,000	10%	8%
101 40320	BANK EXCISE TAX	0	0	0	0	0	150,000	0%	0%
101 40330	WHOLESALE BEER TAX	33,234	33,454	135,035	131,851	-3,184	380,000	36%	35%
101 40390	OTHER STATUTORY LOCAL TAXES	9,189	9,020	36,261	36,853	593	95,000	38%	39%
101 40---	TOTAL LOCAL TAXES	276,400	438,217	714,027	950,044	236,020	25,461,758	3%	4%
41000	TOTAL LICENSES AND PERMITS								
101 41110	MARRIAGE LICENSE	391	340	1,184	1,181	-3	3,000	47%	39%
101 41140	CABLE TV FRANCHISE	0	7,559	3,316	7,559	4,243	540,000	1%	1%
101 41520	BUILDING PERMITS	40,119	63,377	145,971	177,267	31,296	425,000	53%	42%
101 41590	OTHER PERMITS	510	0	2,700	0	-2,700	10,000	14%	0%
101 41---	TOTAL LICENSES AND PERMITS	41,020	71,276	153,171	186,007	32,836	978,000	19%	19%
42000	FINES								
101 42110	FINES	1,358	3,711	6,848	9,303	2,455	25,000	40%	37%
101 42210	FINES	160	1,525	1,064	1,870	807	6,000	21%	31%
101 42241	DRUG COURT FEES	135	200	316	853	537	2,000	16%	43%
101 42250	JAIL FEES	368	1,317	4,355	9,333	4,978	20,000	22%	47%
101 42280	DUI TREATMENT FINES	80	185	321	414	94	2,000	16%	21%
101 42290	DATA ENTRY FEE -CRIMINAL COURT	438	558	2,094	3,317	1,224	8,000	26%	41%
101 42291	COURTROOM SECURITY FEE	1,279	1,629	7,142	7,174	32	25,000	24%	29%
101 42292	VICTIMS ASSISTANCE ASSESSMENTS	266	534	1,599	1,758	159	5,000	36%	35%
101 42310	FINES	6,066	12,046	38,028	33,090	-4,938	120,000	38%	28%
101 42320	OFFICERS COSTS	5,406	5,731	23,747	24,907	1,159	80,000	23%	31%
101 42330	GAME AND FISH FINES	0	23	41	45	5	200	20%	23%
101 42341	DRUG COURT FEES	723	670	2,335	2,380	45	10,000	21%	24%
101 42350	JAIL FEES	7,373	8,655	37,075	38,654	1,579	118,000	32%	33%
101 42380	DUI TREATMENT FINES	1,749	1,346	6,337	6,151	-187	17,000	40%	36%
101 42390	DATA ENTRY FEE-GENERAL SESSION	2,343	2,364	9,107	10,032	925	35,000	21%	29%
101 42391	COURTROOM SECURITY FEE	339	385	1,222	1,487	264	5,000	24%	30%
101 42392	VICTIMS ASSISTANCE ASSESSMENTS	3,413	3,985	15,207	16,969	1,761	40,000	34%	42%
101 42410	FINES	67	0	315	0	-315	1,000	32%	0%
101 42420	OFFICERS COSTS	226	326	1,558	1,215	-343	5,000	78%	24%
101 42490	DATA ENTRY FEE-JUVENILE COURT	62	48	326	228	-98	1,500	16%	15%
101 42520	OFFICERS COST	239	222	903	954	51	2,500	18%	38%
101 42530	DATA ENTRY FEE-CHANCERY COURT	472	480	1,736	2,136	400	5,000	29%	43%
101 42591	COURTROOM SECURITY FEE	12	0	20	601	581	500	2%	120%
101 42610	FINES	2,163	2,678	16,624	13,733	-2,891	45,000	32%	31%

Fnd Acct	Description	2021-22	2022-23	2021-22	2022-23	YTD INCREASE	2022-23	2021-22	2022-23
		October	October	YTD	YTD	(DECREASE)	BUDGET	BUDGET %	BUDGET %
101	GENERAL FUND								
42000	FINES								
101 42910	PROCEEDS FROM CONFISCATED PROP	0	7,729	0	30,764	30,764	0	0%	0%
101 42---	FINES	34,737	56,347	178,320	217,368	39,048	578,700	28%	38%
43000	CHARGES FOR CURRENT SERVICES								
101 43170	WORK RELEASE CHARGES FOR BOARD	0	0	0	195	195	1,000	0%	20%
101 43350	COPY FEES	125	135	272	666	394	1,150	27%	58%
101 43360	LIBRARY FEES	1,617	956	3,894	3,045	-849	0	19%	0%
101 43365	ARCHIVES & RECORDS MANAGEMENT	22,568	23,566	95,056	93,755	-1,301	270,000	39%	35%
101 43370	TELEPHONE COMMISSIONS	10,250	0	29,370	0	-29,370	158,000	18%	0%
101 43382	ELECTRONIC CITATION FEE	191	291	754	1,064	310	2,500	50%	43%
101 43383	ADD'T TITLE & REGISTRATION FEE	0	11,352	0	33,402	33,402	0	0%	0%
101 43392	DATA PROCESSING FEE - REGISTER	4,408	3,434	18,084	14,932	-3,152	50,000	43%	30%
101 43394	DATA PROCESSING FEE - SHERIFF	351	462	1,546	1,746	200	6,000	26%	29%
101 43395	SEXUAL OFFENDER REGISTR FEE	150	450	1,500	1,050	-450	6,000	17%	18%
101 43396	DATA PROCESSING FEE-COUNTY CLE	876	327	4,197	2,970	-1,227	15,000	35%	20%
101 43397	SUBS/DOC RETRIEVAL FEE - CIRCUI	1,400	200	3,800	3,300	-500	10,000	54%	33%
101 43399	VEH INS COVERAGE & REINSTATEME	0	575	1,605	2,745	1,140	5,000	40%	55%
101 43990	OTHER CHARGES FOR SERVICES	590	35	590	180	-410	90,000	1%	0%
101 43---	CHARGES FOR CURRENT SERVICES	42,526	41,783	160,668	159,050	-1,618	614,650	27%	26%
44000	TOTAL OTHER LOCAL REVENUE								
101 44110	INVESTMENT INCOME	1,666	14,370	10,202	16,057	5,856	20,000	3%	80%
101 44120	LEASE/RENTALS	9,052	12,007	44,209	45,206	997	108,300	71%	42%
101 44130	SALE OF MATERIALS AND SUPPLIES	0	0	873	0	-873	0	0%	0%
101 44131	COMMISSARY SALES	9,197	8,645	22,150	23,223	1,073	60,000	44%	39%
101 44170	MISCELLANEOUS REFUNDS	7,942	10,022	11,833	17,355	5,523	25,000	47%	69%
101 44530	SALE OF EQUIPMENT	0	0	5,250	10,295	5,045	0	0%	0%
101 44540	SALE OF PROPERTY	0	0	37,223	119,017	81,794	0	0%	0%
101 44---	TOTAL OTHER LOCAL REVENUE	27,857	45,044	131,740	231,153	99,415	213,300	29%	108%
45000	FEES RECEIVED FROM COUNTY OFFI								
101 45510	COUNTY CLERK	113,287	131,831	521,689	560,366	38,677	1,700,000	37%	33%
101 45520	CIRCUIT COURT CLERK	45,316	49,433	188,512	260,387	71,875	625,000	28%	42%
101 45540	GENERAL SESSIONS COURT CLERK	67,817	76,783	299,322	301,863	2,542	950,000	29%	32%
101 45550	CLERK AND MASTER	36,318	27,176	138,753	174,624	35,872	450,000	31%	39%
101 45560	JUVENILE COURT CLERK	1,010	1,263	3,299	4,077	778	20,000	22%	20%
101 45580	REGISTER	77,724	63,418	311,242	311,471	229	940,000	43%	33%
101 45610	TRUSTEE	70,049	74,269	305,253	337,478	32,225	2,500,000	13%	13%
101 45---	FEES RECEIVED FROM COUNTY OFFI	411,521	424,173	1,768,070	1,950,266	182,198	7,185,000	27%	27%
46000	STATE OF TENNESSEE								
101 46110	JUVENILE SERVICES PROGRAM	0	0	0	0	0	13,500	0%	0%
101 46310	HEALTH DEPARTMENT PROGRAMS	75,106	50,320	245,420	305,895	60,475	1,142,777	21%	27%
101 46430	LITTER PROGRAM	0	0	0	6,839	6,839	72,100	0%	9%
101 46820	INCOME TAX	0	0	48,683	11,272	-37,411	0	81%	0%
101 46830	BEER TAX	10,196	10,443	10,196	10,443	247	20,000	51%	52%

Fnd Acct	Description	2021-22	2022-23	2021-22	2022-23	YTD INCREASE	2022-23	2021-22	2022-23
		October	October	YTD	YTD	(DECREASE)	BUDGET	BUDGET %	BUDGET %
101	GENERAL FUND								
46000	STATE OF TENNESSEE								
101 46835	VEHICLE CERT OF TITLE FEE	1,743	1,727	7,067	6,642	-425	19,000	42%	35%
101 46840	ALCOHOLIC BEVERAGE TAX	93	158	24,292	62,231	37,939	205,000	13%	30%
101 46845	OPIOD SETTLEMENT FUNDS	0	37,152	3,733,609	72,503	-3,661,105	0	0%	0%
101 46852	STATE REVENUE SHARING - TELECO	20,021	17,926	85,319	91,231	5,911	290,000	37%	31%
101 46855	SPORTS BETTING TAX	0	0	11,919	0	-11,919	0	0%	0%
101 46915	CONTRACTED PRISONER BOARDING	127,296	0	241,644	163,303	-78,341	1,680,000	13%	10%
101 46960	REGISTRAR SALARY SUPP - ELECT	3,791	3,791	3,791	3,791	0	15,200	25%	25%
101 46980	OTHER STATE GRANTS	7,712	9,815	887,290	33,162	-854,128	1,070,000	46%	3%
101 46990	OTHER STATE REVENUES	100	0	190	0	-190	1,085,000	0%	0%
101 46---	STATE OF TENNESSEE	246,058	131,332	5,299,420	767,312	-4,532,108	5,612,577	85%	14%
47000	FEDERAL GOVERNMENT								
101 47220	CIVIL DEFENSE REIMBURSEMENT	0	0	0	0	0	62,500	0%	0%
101 47235	HOMELAND SECURITY GRANTS	0	0	0	0	0	128,000	0%	0%
101 47250	LAW ENFORCEMENT GRANTS	0	0	0	765	765	0	0%	0%
101 47301	FED CARES ACT UNEMPLOYMENT REB	1,031	0	3,984	0	-3,984	0	0%	0%
101 47590	OTHER FEDERAL THROUGH STATE	0	20,135	0	20,135	20,135	0	0%	0%
101 47700	ASSET FORFEITURE FUNDS	0	0	2,365	0	-2,365	0	0%	0%
101 47803	BJA FY20 CORONA VIRUS EMER SUP	0	0	0	0	0	36,299	0%	0%
101 47990	OTHER DIRECT FEDERAL REVENUE	3,634	288,432	232,801	412,634	179,833	1,260,000	18%	33%
101 47---	FEDERAL GOVERNMENT	4,665	308,567	239,150	433,534	194,384	1,486,799	15%	29%
48000	OTHER GOVERNMENT AND CITIZENS								
101 48130	CONTRIBUTIONS	0	0	0	0	0	13,500	0%	0%
101 48140	CONTRACTED SERVICES	0	0	0	0	0	150,000	0%	0%
101 48990	OTHER REVENUE	0	0	0	4,680	4,680	4,680	0%	100%
101 48---	OTHER GOVERNMENT AND CITIZENS	0	0	0	4,680	4,680	168,180	0%	3%
49000	OTHER SOURCES (NON-REVENUE)								
101 49600	PROCEEDS FROM SALE OF CAPITAL	0	0	399,800	0	-399,800	0	0%	0%
101 49700	INSURANCE RECOVERY	2,359	0	4,622	25,334	20,713	25,335	71%	100%
101 49800	TRANSFERS IN	0	0	0	0	0	2,500,000	0%	0%
101 49810	CITY GENERAL FUND TRANSFER	0	0	7,250	56,157	48,907	95,720	7%	59%
101 49997	COMMITTED- ETSU PERF ART CTR	0	0	0	0	0	100,000	0%	0%
101 49---	OTHER SOURCES (NON-REVENUE)	2,359	0	411,672	81,491	-330,180	2,721,055	18%	3%
101 -----	GENERAL FUND	1,087,143	1,516,739	9,056,238	4,980,905	-4,075,325	45,020,019	20%	11%

Fnd Acct	Description	2021-22	2022-23	2021-22	2022-23	YTD INCREASE	2022-23	2021-22	2022-23
		October	October	YTD	YTD	(DECREASE)	BUDGET	BUDGET %	BUDGET %
116	SOLID WASTE/SANITATION								
40000	TOTAL LOCAL TAXES								
116 40110	CURRENT PROPERTY TAX	8,022	16,165	8,058	16,223	8,164	1,181,504	1%	1%
116 40120	TRUSTEE COLLECTIONS - PRIOR YR	765	1,531	5,369	11,055	5,686	23,900	15%	46%
116 40125	TRUSTEE COLLECTIONS - BANKRUPT	0	0	10	1	-9	390	2%	0%
116 40130	COURT COLLECTIONS - PRIOR YRS	487	257	2,381	2,457	76	6,530	26%	38%
116 40140	INTEREST AND PENALTY	314	252	1,181	1,408	227	7,840	15%	18%
116 40161	PILOT - TVA	95	0	95	0	-95	90	106%	0%
116 40162	PILOT - LOCAL UTILITIES	0	0	0	45	45	20,370	0%	0%
116 40163	PILOT - OTHER	57	56	57	56	0	260	22%	22%
116 40270	BUSINESS TAX	614	815	1,715	3,101	1,386	39,180	5%	8%
116 40320	BANK EXCISE TAX	0	0	0	0	0	7,840	0%	0%
116 40---	TOTAL LOCAL TAXES	10,354	19,076	18,866	34,346	15,480	1,287,904	1%	3%
41000	TOTAL LICENSES AND PERMITS								
116 41110	MARRIAGE LICENSE	20	18	60	62	2	160	46%	39%
116 41---	TOTAL LICENSES AND PERMITS	20	18	60	62	2	160	46%	39%
43000	CHARGES FOR CURRENT SERVICES								
116 43114	SOLID WASTE DISPOSAL FEE	0	0	0	0	0	5,050	0%	0%
116 43116	SURCHARGE-WASTE TIRE DISPOSAL	11,785	10,759	32,225	30,060	-2,165	85,850	38%	35%
116 43---	CHARGES FOR CURRENT SERVICES	11,785	10,759	32,225	30,060	-2,165	90,900	36%	33%
44000	TOTAL OTHER LOCAL REVENUE								
116 44110	INVESTMENT INCOME	11	336	139	382	243	200	0%	191%
116 44145	SALE OF RECYCLED MATERIALS	9,094	19,522	88,916	68,541	-20,375	250,000	59%	27%
116 44170	MISCELLANEOUS REFUNDS	0	3,214	0	3,214	3,214	0	0%	0%
116 44530	SALE OF EQUIPMENT	0	0	45,500	0	-45,500	0	100%	0%
116 44---	TOTAL OTHER LOCAL REVENUE	9,105	23,072	134,555	72,137	-62,418	250,200	69%	29%
46000	STATE OF TENNESSEE								
116 46170	SOLID WASTE GRANTS	0	0	0	0	0	22,993	0%	0%
116 46990	OTHER STATE REVENUES	0	0	0	0	0	110,000	0%	0%
116 46---	STATE OF TENNESSEE	0	0	0	0	0	132,993	0%	0%
49000	OTHER SOURCES (NON-REVENUE)								
116 49700	INSURANCE RECOVERY	0	0	4,694	0	-4,694	0	108%	0%
116 49---	OTHER SOURCES (NON-REVENUE)	0	0	4,694	0	-4,694	0	108%	0%
116 -----	SOLID WASTE/SANITATION	31,264	52,925	190,400	136,605	-53,795	1,762,157	12%	8%

Fnd Acct	Description	2021-22	2022-23	2021-22	2022-23	YTD INCREASE	2022-23	2021-22	2022-23
		October	October	YTD	YTD	(DECREASE)	BUDGET	BUDGET %	BUDGET %
122	DRUG FUND								
42000	FINES								
122 42240	DRUG CONTROL FINES	5	0	1,176	1,909	733	3,300	39%	58%
122 42340	DRUG CONTROL FINES	254	1,171	2,940	2,704	-236	7,000	42%	39%
122 42---	FINES	259	1,171	4,116	4,613	497	10,300	41%	45%
44000	TOTAL OTHER LOCAL REVENUE								
122 44110	INVESTMENT INCOME	36	348	196	381	185	400	10%	95%
122 44530	SALE OF EQUIPMENT	0	0	15,105	0	-15,105	0	0%	0%
122 44990	OTHER LOCAL REVENUES	0	0	10,804	0	-10,804	0	0%	0%
122 44---	TOTAL OTHER LOCAL REVENUE	36	348	26,105	381	-25,724	400	1,305%	95%
122 -----	DRUG FUND	295	1,519	30,221	4,994	-25,227	10,700	252%	47%
		=====	=====	=====	=====	=====	=====	=====	=====

Fnd Acct	Description	2021-22	2022-23	2021-22	2022-23	YTD INCREASE	2022-23	2021-22	2022-23
		October	October	YTD	YTD	(DECREASE)	BUDGET	BUDGET %	BUDGET %
127	ARPA - SPECIAL REVENUE								
44000	TOTAL OTHER LOCAL REVENUE								
127 44110	INVESTMENT INCOME	516	211	2,083	458	-1,625	5,000	0%	9%
127 44---	TOTAL OTHER LOCAL REVENUE	516	211	2,083	458	-1,625	5,000	0%	9%
47000	FEDERAL GOVERNMENT								
127 47901	AMERICAN RESCUE PLAN ACT	215,280	0	502,964	0	-502,964	14,000,321	5%	0%
127 47---	FEDERAL GOVERNMENT	215,280	0	502,964	0	-502,964	14,000,321	5%	0%
127 -----	ARPA - SPECIAL REVENUE	215,796	211	505,047	458	-504,589	14,005,321	5%	0%
		=====	=====	=====	=====	=====	=====	=====	=====

Fnd Acct	Description	2021-22	2022-23	2021-22	2022-23	YTD INCREASE	2022-23	2021-22	2022-23
		October	October	YTD	YTD	(DECREASE)	BUDGET	BUDGET %	BUDGET %
131	HIGHWAY FUND								
40000	TOTAL LOCAL TAXES								
131 40110	CURRENT PROPERTY TAX	30,940	62,350	31,112	62,571	31,460	4,653,171	1%	1%
131 40120	TRUSTEE COLLECTIONS - PRIOR YR	3,572	5,911	25,060	42,706	17,645	92,300	18%	46%
131 40125	TRUSTEE COLLECTIONS - BANKRUPT	0	0	45	5	-41	1,510	3%	0%
131 40130	COURT COLLECTIONS - PRIOR YRS	2,273	992	11,113	9,478	-1,635	25,190	32%	38%
131 40140	INTEREST AND PENALTY	1,463	973	5,512	5,445	-67	30,220	18%	18%
131 40161	PILOT - TVA	368	0	368	0	-368	360	102%	0%
131 40162	PILOT - LOCAL UTILITIES	0	0	0	173	173	78,580	0%	0%
131 40163	PILOT - OTHER	218	217	218	217	-1	26,000	1%	1%
131 40270	BUSINESS TAX	2,369	3,142	13,074	11,962	-1,113	151,120	9%	8%
131 40280	MINERAL SEVERANCE TAX	5,470	5,338	10,022	11,264	1,242	24,000	67%	47%
131 40320	BANK EXCISE TAX	0	0	0	0	0	30,220	0%	0%
131 40---	TOTAL LOCAL TAXES	46,673	78,923	96,524	143,821	47,295	5,112,671	2%	3%
41000	TOTAL LICENSES AND PERMITS								
131 41110	MARRIAGE LICENSE	79	69	241	238	-3	600	48%	40%
131 41590	OTHER PERMITS	0	100	0	300	300	300	0%	100%
131 41---	TOTAL LICENSES AND PERMITS	79	169	241	538	297	900	30%	60%
44000	TOTAL OTHER LOCAL REVENUE								
131 44110	INVESTMENT INCOME	614	5,991	3,816	6,617	2,801	19,000	3%	35%
131 44120	LEASE/RENTALS	15,131	14,986	44,526	47,761	3,236	145,000	33%	33%
131 44130	SALE OF MATERIALS AND SUPPLIES	619	0	1,951	0	-1,951	0	0%	0%
131 44170	MISCELLANEOUS REFUNDS	0	3,958	0	3,958	3,958	0	0%	0%
131 44530	SALE OF EQUIPMENT	0	0	7,000	0	-7,000	0	0%	0%
131 44---	TOTAL OTHER LOCAL REVENUE	16,364	24,935	57,293	58,336	1,044	164,000	22%	36%
46000	STATE OF TENNESSEE								
131 46410	BRIDGE PROGRAM	0	0	558,277	0	-558,277	2,331,500	20%	0%
131 46420	STATE AID PROGRAM	0	0	0	0	0	1,009,600	0%	0%
131 46920	GASOLINE AND MOTOR FUEL TAX	297,508	280,358	1,178,155	1,151,463	-26,692	3,200,000	39%	36%
131 46930	PETROLEUM SPECIAL TAX	7,344	7,344	29,527	29,375	-153	89,000	33%	33%
131 46---	STATE OF TENNESSEE	304,852	287,702	1,765,959	1,180,838	-585,122	6,630,100	30%	18%
48000	OTHER GOVERNMENT AND CITIZENS								
131 48120	PAVING AND MAINTENANCE	1,335	380	11,674	380	-11,294	0	0%	0%
131 48---	OTHER GOVERNMENT AND CITIZENS	1,335	380	11,674	380	-11,294	0	0%	0%
49000	OTHER SOURCES (NON-REVENUE)								
131 49700	INSURANCE RECOVERY	0	6,496	0	7,149	7,149	0	0%	0%
131 49---	OTHER SOURCES (NON-REVENUE)	0	6,496	0	7,149	7,149	0	0%	0%
131 -----	HIGHWAY FUND	369,303	398,605	1,931,691	1,391,062	-540,631	11,907,671	17%	12%

Fnd Acct	Description	2021-22	2022-23	2021-22	2022-23	YTD INCREASE	2022-23	2021-22	2022-23
		October	October	YTD	YTD	(DECREASE)	BUDGET	BUDGET %	BUDGET %
151	GENERAL DEBT SERVICE FUND								
40000	TOTAL LOCAL TAXES								
151 40110	CURRENT PROPERTY TAX	84,798	170,888	85,252	171,493	86,242	12,490,183	1%	1%
151 40120	TRUSTEE COLLECTIONS - PRIOR YR	9,441	16,196	66,216	117,007	50,791	253,000	17%	46%
151 40125	TRUSTEE COLLECTIONS - BANKRUPT	0	0	120	9	-111	4,140	3%	0%
151 40130	COURT COLLECTIONS - PRIOR YRS	6,007	2,719	29,371	25,976	-3,394	69,030	35%	38%
151 40140	INTEREST AND PENALTY	3,867	2,666	14,555	14,909	354	82,840	18%	18%
151 40161	PILOT - TVA	1,009	0	1,009	0	-1,009	990	102%	0%
151 40162	PILOT - LOCAL UTILITIES	0	0	0	473	473	215,370	0%	0%
151 40163	PILOT - OTHER	597	596	597	596	-2	2,760	22%	22%
151 40266	LITIGATION TAX - JAIL	22,004	21,998	88,521	90,805	2,284	244,000	39%	37%
151 40270	BUSINESS TAX	6,492	8,611	35,520	32,784	-2,737	414,180	10%	8%
151 40320	BANK EXCISE TAX	0	0	0	0	0	82,840	0%	0%
151 40---	TOTAL LOCAL TAXES	134,215	223,674	321,161	454,052	132,891	13,859,333	2%	3%
41000	TOTAL LICENSES AND PERMITS								
151 41110	MARRIAGE LICENSE	216	188	654	652	-2	1,660	47%	39%
151 41---	TOTAL LICENSES AND PERMITS	216	188	654	652	-2	1,660	47%	39%
44000	TOTAL OTHER LOCAL REVENUE								
151 44110	INVESTMENT INCOME	628	6,317	3,618	6,903	3,284	5,000	4%	138%
151 44---	TOTAL OTHER LOCAL REVENUE	628	6,317	3,618	6,903	3,284	5,000	4%	138%
49000	OTHER SOURCES (NON-REVENUE)								
151 49800	TRANSFERS IN	0	0	0	0	0	81,000	0%	0%
151 49---	OTHER SOURCES (NON-REVENUE)	0	0	0	0	0	81,000	0%	0%
151 -----	GENERAL DEBT SERVICE FUND	135,059	230,179	325,433	461,607	136,173	13,946,993	2%	3%
		=====	=====	=====	=====	=====	=====	=====	=====

Fnd Acct	Description	2021-22	2022-23	2021-22	2022-23	YTD INCREASE	2022-23	2021-22	2022-23
		October	October	YTD	YTD	(DECREASE)	BUDGET	BUDGET %	BUDGET %
152	RURAL DEBT SERVICE								
44000	TOTAL OTHER LOCAL REVENUE								
152 44110	INVESTMENT INCOME	1	14	51	17	-34	0	0%	0%
152 44---	TOTAL OTHER LOCAL REVENUE	1	14	51	17	-34	0	0%	0%
49000	OTHER SOURCES (NON-REVENUE)								
152 49800	TRANSFERS IN	0	28,241	0	112,964	112,964	310,651	0%	36%
152 49---	OTHER SOURCES (NON-REVENUE)	0	28,241	0	112,964	112,964	310,651	0%	36%
152 -----	RURAL DEBT SERVICE	1	28,255	51	112,981	112,930	310,651	0%	36%
		=====	=====	=====	=====	=====	=====	=====	=====

Fnd Acct	Description	2021-22 October	2022-23 October	2021-22 YTD	2022-23 YTD	YTD INCREASE (DECREASE)	2022-23 BUDGET	2021-22 BUDGET %	2022-23 BUDGET %
171	GENERAL CAPITAL PROJECTS FUND								
40000	TOTAL LOCAL TAXES								
171 40110	CURRENT PROPERTY TAX	6,876	13,855	6,912	13,904	6,992	1,012,718	1%	1%
171 40120	TRUSTEE COLLECTIONS - PRIOR YR	765	1,313	5,393	9,498	4,105	20,500	17%	46%
171 40125	TRUSTEE COLLECTIONS - BANKRUPT	0	0	65	9	-56	340	19%	3%
171 40130	COURT COLLECTIONS - PRIOR YRS	487	220	7,389	2,106	-5,283	5,600	110%	38%
171 40140	INTEREST AND PENALTY	314	216	2,416	1,224	-1,192	6,720	36%	18%
171 40161	PILOT - TVA	82	0	82	0	-82	80	102%	0%
171 40162	PILOT - LOCAL UTILITIES	0	0	0	38	38	17,460	0%	0%
171 40163	PILOT - OTHER	48	48	48	48	0	220	22%	22%
171 40270	BUSINESS TAX	526	698	2,880	2,658	-222	33,580	10%	8%
171 40320	BANK EXCISE TAX	0	0	0	0	0	5,720	0%	0%
171 40---	TOTAL LOCAL TAXES	9,098	16,350	25,185	29,485	4,300	1,102,938	2%	3%
41000	TOTAL LICENSES AND PERMITS								
171 41110	MARRIAGE LICENSE	18	15	53	53	0	130	48%	41%
171 41---	TOTAL LICENSES AND PERMITS	18	15	53	53	0	130	48%	41%
44000	TOTAL OTHER LOCAL REVENUE								
171 44110	INVESTMENT INCOME	1,126	12,910	6,986	14,202	7,216	24,240	29%	59%
171 44---	TOTAL OTHER LOCAL REVENUE	1,126	12,910	6,986	14,202	7,216	24,240	1%	59%
47000	FEDERAL GOVERNMENT								
171 47590	OTHER FEDERAL THROUGH STATE	0	0	0	0	0	1,100,000	0%	0%
171 47---	FEDERAL GOVERNMENT	0	0	0	0	0	1,100,000	0%	0%
49000	OTHER SOURCES (NON-REVENUE)								
171 49800	TRANSFERS IN	0	0	0	0	0	5,663,745	0%	0%
171 49---	OTHER SOURCES (NON-REVENUE)	0	0	0	0	0	5,663,745	0%	0%
171 -----	GENERAL CAPITAL PROJECTS FUND	10,242	29,275	32,224	43,740	11,516	7,891,053	2%	1%
		=====	=====	=====	=====	=====	=====	=====	=====

Fnd Acct	Description	2021-22	2022-23	2021-22	2022-23	YTD INCREASE	2022-23	2021-22	2022-23
		October	October	YTD	YTD	(DECREASE)	BUDGET	BUDGET %	BUDGET %
177	EDUCATION CAPITAL PROJECTS								
40000	TOTAL LOCAL TAXES								
177 40110	CURRENT PROPERTY TAX	38,961	78,517	39,170	78,796	39,626	5,738,733	1%	1%
177 40120	TRUSTEE COLLECTIONS - PRIOR YR	4,338	7,441	30,382	53,747	23,365	116,200	17%	46%
177 40125	TRUSTEE COLLECTIONS - BANKRUPT	0	0	0	0	0	1,900	0%	0%
177 40130	COURT COLLECTIONS - PRIOR YRS	2,760	1,249	8,487	11,935	3,448	31,720	22%	38%
177 40140	INTEREST AND PENALTY	1,777	1,225	5,433	6,835	1,402	38,060	14%	18%
177 40161	PILOT - TVA	464	0	464	0	-464	460	101%	0%
177 40162	PILOT - LOCAL UTILITIES	0	0	0	217	217	98,960	0%	0%
177 40163	PILOT - OTHER	274	274	274	274	-1	1,270	22%	22%
177 40270	BUSINESS TAX	2,983	3,956	16,320	15,063	-1,257	190,300	10%	8%
177 40320	BANK EXCISE TAX	0	0	0	0	0	38,060	0%	0%
177 40---	TOTAL LOCAL TAXES	51,557	92,662	100,530	166,867	66,336	6,255,663	2%	3%
41000	TOTAL LICENSES AND PERMITS								
177 41110	MARRIAGE LICENSE	99	86	300	300	-1	760	48%	39%
177 41---	TOTAL LICENSES AND PERMITS	99	86	300	300	-1	760	48%	39%
44000	TOTAL OTHER LOCAL REVENUE								
177 44110	INVESTMENT INCOME	0	0	0	0	0	6,060	0%	0%
177 44---	TOTAL OTHER LOCAL REVENUE	0	0	0	0	0	6,060	0%	0%
177 -----	EDUCATION CAPITAL PROJECTS	51,656	92,748	100,830	167,167	66,335	6,262,483	1%	3%
		=====	=====	=====	=====	=====	=====	=====	=====

Fnd Acct	Description	2021-22 October	2022-23 October	2021-22 YTD	2022-23 YTD	YTD INCREASE (DECREASE)	2022-23 BUDGET	2021-22 BUDGET %	2022-23 BUDGET %
263	SELF-INSURANCE FUND								
43000	CHARGES FOR CURRENT SERVICES								
263 43101	SELF-INSURANCE PREMIUMS/CONTRI	535,434	563,534	2,171,609	2,260,500	88,892	6,904,494	32%	33%
263 43---	CHARGES FOR CURRENT SERVICES	535,434	563,534	2,171,609	2,260,500	88,892	6,904,494	32%	33%
44000	TOTAL OTHER LOCAL REVENUE								
263 44110	INVESTMENT INCOME	429	4,177	2,286	4,576	2,290	3,500	19%	131%
263 44160	RETIREE INSURANCE PAYMENTS	4,410	4,976	19,341	23,470	4,129	55,000	35%	43%
263 44---	TOTAL OTHER LOCAL REVENUE	4,839	9,153	21,627	28,046	6,419	58,500	32%	48%
263 -----	SELF-INSURANCE FUND	540,273	572,687	2,193,236	2,288,546	95,311	6,962,994	32%	33%
		=====	=====	=====	=====	=====	=====	=====	=====

Number of Accounts: 217

\*\*\*\*\* End of report \*\*\*\*\*

Fnd Acct	Obj	Account Level Description	October 2021-22	October 2022-23	MONTHLY DIFFERENCE	2021-22 TOTAL EXP	2021-22 YTD	2022-23 YTD	YTD DIFFERENCE	2022-23 OPEN POS	2022-23 BUDGET	REMAINING BUDGET	% BUDGET USED
101		GENERAL FUND											
51100		COUNTY COMMISSION											
000		-											
101 51100 191		BOARD MEMBER FEES	5,625	5,625	0	66,000	22,500	22,500	0	0	67,500	45,000	33%
101 51100 199		OTHER PER DIEM AND FEES	100	100	0	1,200	400	400	0	0	1,200	800	33%
101 51100 201		SOCIAL SECURITY	355	355	0	4,166	1,420	1,420	0	0	4,200	2,780	34%
101 51100 204		PENSIONS	298	508	210	3,431	1,192	1,762	571	0	4,506	2,744	39%
101 51100 212		EMPLOYER MEDICARE	83	83	0	975	332	332	0	0	990	658	34%
101 51100 312		CONTRACTS - PRIVATE AGENCIES	400	3,825	3,425	1,700	1,200	3,825	2,625	21,174	61,999	37,000	40%
101 51100 320		DUES AND MEMBERSHIPS	0	0	0	8,376	5,916	6,617	701	0	10,817	4,200	61%
101 51100 334		MAINTENANCE AGREEMENTS	0	0	0	3,700	3,700	0	-3,700	6,490	12,000	5,510	54%
101 51100 351		RENTALS	0	100	100	165	0	165	165	0	300	135	55%
101 51100 355		TRAVEL	0	1,034	1,034	3,747	0	3,474	3,474	0	8,000	4,526	43%
101 51100 356		REGISTRATION FEES	900	0	-900	1,960	900	1,250	350	0	1,800	550	69%
101 51100 422		FOOD SUPPLIES	0	0	0	0	0	0	0	0	1,000	1,000	0%
101 51100 435		OFFICE SUPPLIES	287	0	-287	1,072	887	466	-422	0	500	34	93%
101 51100 513		WORKMAN'S COMPENSATION INSUR	0	132	132	0	0	132	132	0	0	-132	0%
101 51100 599		OTHER CHARGES	0	0	0	370	0	0	0	0	2,000	2,000	0%
101 51100 799		OTHER CAPITAL OUTLAY	0	0	0	0	0	0	0	0	28,000	28,000	0%
101 51100 ---			8,048	11,762	3,714	96,862	38,447	42,343	3,896	27,664	204,812	134,805	34%
101 51100 ---			8,048	11,762	3,714	96,862	38,447	42,343	3,896	27,664	204,812	134,805	34%
=====													
51210		BOARD OF EQUALIZATION											
000		-											
101 51210 191		BOARD & COMMITTEE MEMBERS FE	0	0	0	2,300	0	0	0	0	6,210	6,210	0%
101 51210 ---			0	0	0	2,300	0	0	0	0	6,210	6,210	0%
101 51210 ---			0	0	0	2,300	0	0	0	0	6,210	6,210	0%
=====													
51300		COUNTY MAYOR/EXECUTIVE											
000		-											
101 51300 101		COUNTY OFFICIAL	21,004	12,574	-8,430	151,197	55,393	50,297	-5,095	0	150,892	100,595	33%
101 51300 103		ASSISTANT(S)	6,773	4,742	-2,031	58,895	20,191	21,224	1,033	0	61,950	40,727	34%
101 51300 188		BONUS PAYMENTS	0	0	0	1,662	1,662	0	-1,662	0	0	0	0%

Fnd	Acct	Obj	Account Level	October	October	MONTHLY	2021-22	2021-22	2022-23	YTD	2022-23	2022-23	REMAINING	% BUDGET
			Description	2021-22	2022-23	DIFFERENCE	TOTAL EXP	YTD	YTD	DIFFERENCE	OPEN POS	BUDGET	BUDGET	USED
101			GENERAL FUND											
51300			COUNTY MAYOR/EXECUTIVE											
000			-											
101	51300	201	SOCIAL SECURITY	1,708	1,059	-650	12,814	4,752	4,394	-359	0	13,200	8,806	33%
101	51300	204	PENSIONS	2,669	2,083	-586	20,239	7,264	8,604	1,340	0	25,612	17,008	34%
101	51300	205	EMPLOYEE AND DEPENDENT INSUR	1,830	1,976	146	21,959	7,320	7,905	586	0	23,800	15,895	33%
101	51300	212	EMPLOYER MEDICARE	400	248	-152	3,127	1,111	1,027	-84	0	3,090	2,063	33%
101	51300	299	OTHER FRINGE BENEFITS	0	0	0	6,600	300	300	0	0	6,600	6,300	5%
101	51300	307	COMMUNICATION (CO MAYOR)	46	46	0	552	138	138	0	0	1,560	1,422	9%
101	51300	320	DUES AND MEMBERSHIPS	0	0	0	2,572	2,000	2,000	0	0	3,000	1,000	67%
101	51300	333	LICENSES	0	25	25	0	0	25	25	0	0	-25	0%
101	51300	334	MAINTENANCE AGREEMENTS	345	270	-74	2,669	1,007	852	-155	1,448	2,400	100	96%
101	51300	348	POSTAL CHARGES (CO MAYOR)	0	0	0	23	2	13	11	0	100	87	13%
101	51300	351	RENTALS	281	562	281	3,372	1,405	1,538	133	1,452	3,400	410	88%
101	51300	355	TRAVEL (CO MAYOR)	0	615	615	1,461	682	652	-30	0	4,000	3,348	16%
101	51300	356	REGISTRATION FEES	300	0	-300	1,350	725	775	50	0	800	25	97%
101	51300	414	DUPLICATING SUPPLIES	0	0	0	348	87	0	-87	0	300	300	0%
101	51300	435	OFFICE SUPPLIES (CO MAYOR)	0	0	0	291	65	0	-65	0	300	300	0%
101	51300	499	OTHER SUPPLIES AND MATERIALS	0	0	0	0	0	73	73	0	0	-73	0%
101	51300	508	PREMIUMS ON CORPORATE SURETY	0	50	50	0	0	50	50	0	0	-50	0%
101	51300	513	WORKMAN'S COMPENSATION INSUR	0	376	376	0	0	376	376	0	0	-376	0%
101	51300	599	OTHER CHARGES	0	0	0	160	0	0	0	0	2,000	2,000	0%
101	51300	---		35,356	24,626	-10,730	289,291	104,104	100,243	-3,860	2,900	303,004	199,862	34%
101	51300	---		35,356	24,626	-10,730	289,291	104,104	100,243	-3,860	2,900	303,004	199,862	34%
				=====	=====	=====	=====	=====	=====	=====	=====	=====	=====	=====
51400			COUNTY ATTORNEY											
000			-											
101	51400	105	SUPERVISOR/DIRECTOR	18,360	12,852	-5,508	159,708	54,960	57,559	2,599	0	167,719	110,160	34%
101	51400	133	PARAPROFESSIONALS	6,093	3,308	-2,786	47,661	18,158	14,805	-3,353	0	43,155	28,350	34%
101	51400	188	BONUS PAYMENTS	0	0	0	6,169	6,169	0	-6,169	0	0	0	0%
101	51400	201	SOCIAL SECURITY	1,480	969	-510	11,911	4,770	4,356	-414	0	13,080	8,724	33%
101	51400	204	PENSIONS	2,350	1,944	-406	18,289	7,027	8,317	1,290	0	25,370	17,053	33%
101	51400	205	EMPLOYEE AND DEPENDENT INSUR	1,830	1,309	-521	23,798	7,320	5,236	-2,083	0	37,000	31,764	14%
101	51400	212	EMPLOYER MEDICARE	346	227	-119	2,989	1,116	1,019	-97	0	3,060	2,041	33%
101	51400	312	CONTRACTS - PRIVATE AGENCIES	0	0	0	19	0	0	0	0	0	0	0%
101	51400	320	DUES AND MEMBERSHIPS	175	0	-175	475	175	627	452	0	1,200	573	52%

Fnd	Acct	Obj	Account Level Description	October 2021-22	October 2022-23	MONTHLY DIFFERENCE	2021-22 TOTAL EXP	2021-22 YTD	2022-23 YTD	YTD DIFFERENCE	2022-23 OPEN POS	2022-23 BUDGET	REMAINING BUDGET	% BUDGET USED
101			GENERAL FUND											
51400			COUNTY ATTORNEY											
000			-											
101	51400	331	LEGAL SERVICES	1,980	0	-1,980	35,299	2,073	0	-2,073	0	30,000	30,000	0%
101	51400	332	LEGAL NOTICES	0	0	0	56	56	27	-29	0	500	473	5%
101	51400	333	LICENSES	0	0	0	75	0	0	0	0	0	0	0%
101	51400	334	MAINTENANCE AGREEMENTS	0	61	61	833	75	454	379	546	1,370	370	73%
101	51400	348	POSTAL CHARGES	0	0	0	250	24	15	-9	0	200	185	7%
101	51400	351	RENTALS	204	302	98	274	204	302	98	974	200	-1,076	638%
101	51400	355	TRAVEL	0	0	0	1,169	605	0	-605	0	1,750	1,750	0%
101	51400	356	REGISTRATION FEES	0	108	108	175	0	108	108	0	2,225	2,117	5%
101	51400	411	DATA PROCESSING SUPPLIES	0	0	0	0	0	0	0	0	200	200	0%
101	51400	435	OFFICE SUPPLIES	0	0	0	1,417	188	259	71	189	2,225	1,777	20%
101	51400	437	PERIODICALS	723	605	-118	3,565	1,878	3,203	1,325	2,537	7,500	1,760	77%
101	51400	499	OTHER SUPPLIES AND MATERIALS	0	0	0	0	0	0	0	0	400	400	0%
101	51400	513	WORKMAN'S COMPENSATION INSUR	0	438	438	0	0	438	438	0	0	-438	0%
101	51400	599	OTHER CHARGES	0	0	0	0	0	0	0	0	500	500	0%
101	51400	---		33,541	22,123	-11,418	314,132	104,798	96,725	-8,072	4,246	337,654	236,683	30%
420			IDB - ECONOMIC DEVELOPMENT											
101	51400	333	REGISTRATION FEE - IDB	90	0	-90	90	90	41	-49	0	0	-41	0%
101	51400	---		90	0	-90	90	90	41	-49	0	0	-41	0%
101	51400	---		33,631	22,123	-11,508	314,222	104,888	96,766	-8,121	4,246	337,654	236,642	30%
				=====	=====	=====	=====	=====	=====	=====	=====	=====	=====	=====
51500			ELECTION COMMISSION											
000			-											
101	51500	101	COUNTY OFFICIAL (REGISTRAR)	11,399	8,098	-3,302	91,984	33,545	32,390	-1,154	0	97,171	64,781	33%
101	51500	106	DEPUTIES	20,457	12,453	-8,004	183,455	61,236	64,695	3,459	0	194,810	130,115	33%
101	51500	169	PART-TIME PERSONNEL	74	0	-74	59,159	74	59,329	59,255	0	130,328	70,999	46%
101	51500	188	BONUS PAYMENTS	0	0	0	4,130	4,130	0	-4,130	0	0	0	0%
101	51500	192	ELECTION COMMISSION	10,250	10,500	250	20,183	10,250	10,500	250	0	21,000	10,500	50%
101	51500	193	ELECTION WORKERS	0	0	0	19,820	0	17,045	17,045	0	54,610	37,565	31%
101	51500	201	SOCIAL SECURITY	2,503	1,842	-662	20,907	6,333	9,979	3,645	0	24,720	14,741	40%
101	51500	204	PENSIONS	2,653	2,129	-524	24,655	7,886	9,937	2,051	0	35,130	25,193	28%

Fnd	Acct	Obj	Account Level Description	October 2021-22	October 2022-23	MONTHLY DIFFERENCE	2021-22 TOTAL EXP	2021-22 YTD	2022-23 YTD	YTD DIFFERENCE	2022-23 OPEN POS	2022-23 BUDGET	REMAINING BUDGET	% BUDGET USED
101			GENERAL FUND											
51500			ELECTION COMMISSION											
000			-											
101	51500	205	EMPLOYEE AND DEPENDENT INSUR	6,327	5,525	-803	75,311	24,692	22,098	-2,594	0	82,100	60,002	27%
101	51500	210	UNEMPLOYMENT COMPENSATION	0	0	0	0	0	275	275	0	0	-275	0%
101	51500	212	EMPLOYER MEDICARE	585	431	-155	4,890	1,481	2,334	853	0	5,790	3,456	40%
101	51500	307	COMMUNICATION (ELEC.COMM.)	14	0	-14	14	14	0	-14	0	0	0	0%
101	51500	312	CONTRACTS - PRIVATE AGENCIES	47	32	-15	3,367	160	420	260	1,230	1,800	150	92%
101	51500	317	DATA PROCESSING SERVICES	0	28	28	16,303	0	522	522	4,824	6,942	1,596	77%
101	51500	320	DUES AND MEMBERSHIPS	0	0	0	373	0	0	0	0	1,100	1,100	0%
101	51500	328	JANITORIAL SERVICES	0	0	0	0	0	0	0	0	600	600	0%
101	51500	332	LEGAL NOTICES	0	0	0	7,118	0	3,182	3,182	2,023	5,306	101	98%
101	51500	334	MAINTENANCE AGREEMENTS	10,500	0	-10,500	21,984	21,711	36,651	14,940	10,681	49,995	2,663	95%
101	51500	348	POSTAL CHARGES (ELECTION COM	0	0	0	36,790	7,000	85	-6,915	0	9,271	9,186	1%
101	51500	349	PRINTING	276	4,200	3,924	6,751	276	4,286	4,010	6,503	9,650	-1,138	112%
101	51500	350	INTERNET CONNECTIVITY	0	0	0	25	0	0	0	0	0	0	0%
101	51500	351	RENTALS (ELECTION COMM)	0	0	0	21,560	469	30,509	30,039	1,041	33,750	2,200	93%
101	51500	355	TRAVEL (ELECTION COMM)	428	0	-428	1,556	2,909	2,032	-876	0	10,622	8,590	19%
101	51500	356	REGISTRATION FEES	0	0	0	500	500	0	-500	100	2,500	2,400	4%
101	51500	411	DATA PROCESSING SUPPLIES	351	0	-351	5,372	707	154	-553	346	4,000	3,500	13%
101	51500	414	DUPLICATING SUPPLIES	0	0	0	935	0	0	0	1,500	4,031	2,531	37%
101	51500	422	FOOD SUPPLIES	0	0	0	186	0	0	0	0	0	0	0%
101	51500	435	OFFICE SUPPLIES (ELECTION CO	14	163	149	5,989	2,077	1,975	-101	685	7,100	4,440	37%
101	51500	471	SOFTWARE	0	0	0	0	0	0	0	0	205	205	0%
101	51500	502	INSURANCE-BLDG AND CONTENTS	0	0	0	903	13,745	520	-13,225	0	1	-519	52,000%
101	51500	506	LIABILITY INSURANCE	0	0	0	10,256	10,256	12,060	1,804	0	12,060	0	100%
101	51500	513	WORKMAN'S COMPENSATION INSUR	0	701	701	0	0	701	701	0	0	-701	0%
101	51500	709	DATA PROCESSING EQUIPMENT	0	0	0	88,814	9,645	0	-9,645	0	12,100	12,100	0%
101	51500	711	FURNITURE AND FIXTURES	0	960	960	0	0	960	960	0	965	5	99%
101	51500	719	OFFICE EQUIPMENT	0	0	0	11,054	0	0	0	0	0	0	0%
101	51500	---		65,878	47,062	-18,820	744,344	219,096	322,639	103,544	28,933	817,657	466,086	43%
631			REDISTRICT DECENNIAL CENSUS											
101	51500	169	PART-TIME PERSONNEL - REDIST	0	0	0	6,820	0	0	0	0	0	0	0%
101	51500	201	SOCIAL SECURITY - REDISTRICT	0	0	0	423	0	0	0	0	0	0	0%
101	51500	212	MEDICARE - REDISTRICT	0	0	0	99	0	0	0	0	0	0	0%
101	51500	348	POSTAGE FOR REDISTRICTING	0	0	0	10,500	0	0	0	0	0	0	0%

Fnd	Acct	Obj	Account Level Description	October 2021-22	October 2022-23	MONTHLY DIFFERENCE	2021-22 TOTAL EXP	2021-22 YTD	2022-23 YTD	YTD DIFFERENCE	2022-23 OPEN POS	2022-23 BUDGET	REMAINING BUDGET	% BUDGET USED
101			GENERAL FUND											
51500			ELECTION COMMISSION											
631			REDISTRICT DECENNIAL CENSUS											
101	51500	349	PRINTING, STATIONERY/REDISTR	0	0	0	10,600	0	0	0	0	0	0	0%
101	51500	435	OFFICE SUPPLIES - REDIST FUN	0	0	0	4,825	0	0	0	0	0	0	0%
101	51500	530	FINES, ASSESSMENTS, PENALTIE	0	14	14	0	0	14	14	0	0	-14	0%
101	51500	709	DP EQUIP FROM REDISTRICT FDS	0	0	0	23,039	0	0	0	0	0	0	0%
101	51500	---		0	14	14	56,306	0	14	14	0	0	-14	0%
633			VOTING MACHINE RPLCMNT GRANT											
101	51500	731	VOTING MACHINES	0	0	0	0	0	0	0	0	700,000	700,000	0%
101	51500	---		0	0	0	0	0	0	0	0	700,000	700,000	0%
101	51500	---		65,878	47,076	-18,806	800,650	219,096	322,653	103,558	28,933	1,517,657	1,166,072	23%
51600			REGISTER OF DEEDS											
000			-											
101	51600	101	COUNTY OFFICIAL	15,030	8,997	-6,032	108,187	39,636	35,989	-3,646	0	107,968	71,979	33%
101	51600	106	DEPUTIES	30,206	20,790	-9,417	260,603	90,422	94,255	3,833	0	275,903	181,648	34%
101	51600	169	PART-TIME PERSONNEL	1,680	1,176	-504	13,433	4,847	4,676	-171	0	15,347	10,671	30%
101	51600	188	BONUS PAYMENTS	0	0	0	8,111	8,111	0	-8,111	0	0	0	0%
101	51600	201	SOCIAL SECURITY	2,775	1,794	-981	22,704	8,333	7,859	-474	0	24,780	16,921	32%
101	51600	204	PENSIONS	4,347	3,583	-764	34,167	12,499	15,018	2,519	0	46,270	31,252	32%
101	51600	205	EMPLOYEE AND DEPENDENT INSUR	7,539	8,608	1,068	88,911	30,158	34,431	4,273	0	103,300	68,869	33%
101	51600	206	LIFE INSURANCE	0	0	0	2,289	0	0	0	0	0	0	0%
101	51600	212	EMPLOYER MEDICARE	649	420	-229	5,310	1,949	1,838	-111	0	5,800	3,962	32%
101	51600	299	OTHER FRINGE BENEFITS	0	0	0	0	54	0	-54	0	0	0	0%
101	51600	307	COMMUNICATION (REG.OF DEEDS)	19	19	0	229	57	57	0	0	240	183	24%
101	51600	312	CONTRACTS - PRIVATE AGENCIES	36	91	55	2,219	89	206	117	344	500	-50	110%
101	51600	320	DUES AND MEMBERSHIPS	0	0	0	998	948	1,063	115	0	1,088	25	98%
101	51600	334	MAINTENANCE AGREEMENTS	61	2,584	2,523	19,907	19,361	22,644	3,283	600	22,800	-444	102%
101	51600	334	MAINTENANCE AGREEMENT/DISCOU	0	0	0	0	0	-2,955	-2,955	0	0	2,955	0%
101	51600	348	POSTAL CHARGES (REGISTER)	27	377	350	1,687	482	459	-23	1,503	2,500	537	79%
101	51600	351	RENTALS (REGISTER)	133	133	0	2,032	665	532	-133	1,543	3,000	925	69%
101	51600	355	TRAVEL (REGISTER)	0	0	0	204	35	40	6	0	1,500	1,460	3%

Fnd	Acct	Obj	Account Level Description	October 2021-22	October 2022-23	MONTHLY DIFFERENCE	2021-22 TOTAL EXP	2021-22 YTD	2022-23 YTD	YTD DIFFERENCE	2022-23 OPEN POS	2022-23 BUDGET	REMAINING BUDGET	% BUDGET USED
101			GENERAL FUND											
51600			REGISTER OF DEEDS											
000			-											
101	51600	356	REGISTRATION FEES	0	0	0	80	0	510	510	0	450	-60	113%
101	51600	411	DATA PROCESSING SUPPLIES	0	0	0	6,931	1,795	605	-1,190	2,718	7,500	4,177	44%
101	51600	414	DUPLICATING SUPPLIES	0	0	0	996	750	1,114	364	0	1,300	186	86%
101	51600	435	OFFICE SUPPLIES (REGISTER)	180	346	166	4,791	1,380	990	-390	1,357	10,000	7,652	23%
101	51600	437	PERIODICALS (REGISTER)	0	0	0	0	0	0	0	0	200	200	0%
101	51600	513	WORKMAN'S COMPENSATION INSUR	0	832	832	0	0	832	832	0	0	-832	0%
101	51600	599	OTHER CHARGES (REGISTER)	0	0	0	0	0	0	0	0	500	500	0%
101	51600	709	DATA PROCESSING EQUIPMENT	0	1,373	1,373	4,669	0	1,373	1,373	0	5,000	3,627	27%
101	51600	799	OTHER CAPITAL OUTLAY	0	0	0	4,724	0	0	0	0	0	0	0%
101	51600	---		62,682	51,123	-11,560	593,182	221,571	221,536	-33	8,065	635,946	406,343	36%
806			DATA PROCESSING - REGISTER											
101	51600	317	DATA PROCESSING SERVICES	1,873	0	-1,873	2,623	1,873	0	-1,873	0	0	0	0%
101	51600	334	MAINTENANCE AGREEMENT - RESE	0	0	0	0	0	0	0	0	8,000	8,000	0%
101	51600	471	DATA PROCESSING - REGISTER	0	0	0	0	0	0	0	28,000	28,000	0	100%
101	51600	---		1,873	0	-1,873	2,623	1,873	0	-1,873	28,000	36,000	8,000	78%
101	51600	---		64,555	51,123	-13,433	595,805	223,444	221,536	-1,906	36,065	671,946	414,343	38%
51720			PLANNING											
000			-											
101	51720	103	PLANNING ASSISTANTS	9,853	7,382	-2,471	87,542	29,494	32,837	3,344	0	96,183	63,346	34%
101	51720	105	SUPERVISOR'DIRECTOR	7,614	5,573	-2,042	66,232	22,793	24,828	2,036	0	72,565	47,737	34%
101	51720	188	BONUS PAYMENTS	0	0	0	4,452	4,452	0	-4,452	0	0	0	0%
101	51720	191	BOARD AND COMMITTEE MEMBERS	300	180	-120	3,480	1,200	1,320	120	0	4,000	2,680	33%
101	51720	201	SOCIAL SECURITY	1,074	780	-294	9,654	3,482	3,519	36	0	10,470	6,951	34%
101	51720	204	PENSIONS	1,679	1,558	-120	14,907	5,025	6,937	1,912	0	20,310	13,373	34%
101	51720	205	EMPLOYEE AND DEPENDENT INSUR	1,643	1,774	131	19,712	6,571	7,096	526	0	21,300	14,204	33%
101	51720	212	EMPLOYER MEDICARE	251	182	-69	2,258	814	823	9	0	2,450	1,627	34%
101	51720	320	DUES AND MEMBERSHIPS	0	0	0	837	285	0	-285	0	837	837	0%
101	51720	332	LEGAL NOTICES RECORDING	144	0	-144	1,500	399	188	-211	1,312	1,500	0	100%
101	51720	334	MAINTENANCE AGREEMENTS	0	0	0	9,848	0	0	0	9,750	9,990	240	98%

Fnd	Acct	Obj	Account Level Description	October 2021-22	October 2022-23	MONTHLY DIFFERENCE	2021-22 TOTAL EXP	2021-22 YTD	2022-23 YTD	YTD DIFFERENCE	2022-23 OPEN POS	2022-23 BUDGET	REMAINING BUDGET	% BUDGET USED
101			GENERAL FUND											
51720			PLANNING											
000			-											
101	51720	355	TRAVEL	787	0	-787	1,363	787	132	-654	0	1,000	868	13%
101	51720	356	REGISTRATION FEES	0	250	250	380	230	428	198	0	500	72	86%
101	51720	513	WORKMAN'S COMPENSATION INSUR	0	1,336	1,336	0	0	1,336	1,336	0	0	-1,336	0%
101	51720	515	LIABILITY CLAIMS	0	0	0	500	0	0	0	0	0	0	0%
101	51720	---		23,345	19,015	-4,330	222,665	75,532	79,444	3,915	11,062	241,105	150,599	38%
101	51720	---		23,345	19,015	-4,330	222,665	75,532	79,444	3,915	11,062	241,105	150,599	38%
=====														
51750			CODES COMPLIANCE											
000			-											
101	51750	103	ASSISTANT(S)	3,794	3,059	-735	36,051	11,356	13,691	2,335	0	39,916	26,226	34%
101	51750	105	CODES COMPLIANCE DIRECTOR	7,103	5,214	-1,889	61,789	21,263	23,224	1,961	0	68,021	44,797	34%
101	51750	188	BONUS PAYMENTS	0	0	0	4,051	4,051	0	-4,051	0	0	0	0%
101	51750	189	OTHER SALARIES & WAGES	4,997	7,311	2,314	43,469	14,959	20,560	5,601	0	50,349	29,789	41%
101	51750	201	SOCIAL SECURITY	942	907	-35	8,514	3,029	3,378	349	0	9,820	6,442	34%
101	51750	204	PENSIONS	1,527	1,875	347	13,700	4,572	6,914	2,342	0	19,050	12,136	36%
101	51750	205	EMPLOYEE AND DEPENDENT INSUR	4,067	5,701	1,634	48,803	16,268	18,878	2,611	0	52,800	33,922	36%
101	51750	212	EMPLOYER MEDICARE	220	212	-8	1,991	708	790	82	0	2,300	1,510	34%
101	51750	307	COMMUNICATION	407	235	-172	3,207	1,489	707	-783	0	5,700	4,993	12%
101	51750	312	CONTRACTS - PRIVATE AGENCIES	22	15	-7	210	57	96	39	54	150	0	100%
101	51750	320	DUES AND MEMBERSHIPS	0	60	60	485	425	585	160	0	600	15	98%
101	51750	332	LEGAL NOTICES	0	0	0	0	0	0	0	0	400	400	0%
101	51750	333	LICENSES	0	0	0	23	0	35	35	0	45	10	78%
101	51750	334	MAINTENANCE AGREEMENTS	172	101	-72	10,024	8,113	524	-7,590	8,696	10,220	1,000	90%
101	51750	338	MAINTENANCE & REPAIR - VEHIC	0	0	0	738	24	0	-24	14,204	14,704	500	97%
101	51750	348	POSTAL CHARGES	0	0	0	-100	650	247	-403	0	650	403	38%
101	51750	350	INTERNET CONNECTIVITY	0	68	68	931	0	204	204	0	0	-204	0%
101	51750	351	RENTALS	659	0	-659	5,524	1,523	729	-794	4,171	7,500	2,600	65%
101	51750	355	TRAVEL	0	0	0	748	748	770	22	0	1,000	230	77%
101	51750	356	REGISTRATION FEES	0	0	0	300	0	200	200	0	1,350	1,150	15%
101	51750	411	DATA PROCESSING SUPPLIES	0	0	0	1,211	0	0	0	0	1,641	1,641	0%
101	51750	414	DUPLICATING SUPPLIES (CODES	0	0	0	599	0	0	0	0	600	600	0%
101	51750	422	FOOD SUPPLIES	0	0	0	0	0	0	0	0	100	100	0%
101	51750	425	GASOLINE	528	526	-2	7,524	1,654	1,881	227	3,865	6,800	1,054	85%

Fnd	Acct	Obj	Account Level Description	October 2021-22	October 2022-23	MONTHLY DIFFERENCE	2021-22 TOTAL EXP	2021-22 YTD	2022-23 YTD	YTD DIFFERENCE	2022-23 OPEN POS	2022-23 BUDGET	REMAINING BUDGET	% BUDGET USED
101			GENERAL FUND											
51750			CODES COMPLIANCE											
000			-											
101	51750	435	OFFICE SUPPLIES	489	811	322	6,190	1,357	1,567	210	353	6,500	4,580	30%
101	51750	437	PERIODICALS	0	0	0	134	0	0	0	0	500	500	0%
101	51750	451	UNIFORMS	270	580	310	1,167	270	580	310	0	1,000	420	58%
101	51750	453	VEHICLE PARTS	0	0	0	238	49	0	-49	0	700	700	0%
101	51750	471	SOFTWARE	0	0	0	798	798	0	-798	0	800	800	0%
101	51750	511	VEHICLE AND EQUIPMENT INSURA	0	0	0	1,506	1,506	1,620	114	0	1,400	-220	116%
101	51750	513	WORKMAN'S COMPENSATION INSUR	0	3,176	3,176	0	0	3,176	3,176	0	0	-3,176	0%
101	51750	530	FINES, ASSESSMENTS, PENALTIE	0	0	0	461	0	0	0	0	0	0	0%
101	51750	599	OTHER CHARGES	0	0	0	0	0	0	0	0	1,000	1,000	0%
101	51750	709	DATA PROCESSING EQUIPMENT	5,059	0	-5,059	6,744	5,059	0	-5,059	0	2,000	2,000	0%
101	51750	718	MOTOR VEHICLES	0	0	0	33,324	0	0	0	0	0	0	0%
101	51750	---		30,256	29,851	-407	300,354	99,928	100,356	427	31,343	307,616	175,918	43%
050			ENVIRONMENTAL COURT CLEAN-UP											
101	51750	162	CLERICAL STAFF - ENV CLEANUP	0	0	0	14,312	0	10,403	10,403	0	38,000	27,598	27%
101	51750	188	BONUS PAYMENTS	0	0	0	1,406	1,406	0	-1,406	0	0	0	0%
101	51750	189	OTHER WAGES - ENV COURT	6,116	0	-6,116	76,243	18,111	0	-18,111	0	53,000	53,000	0%
101	51750	201	SOCIAL SECURITY - ENV CLEANU	355	0	-355	5,428	1,115	595	-520	0	5,650	5,055	11%
101	51750	204	PENSIONS - ENV CLEANUP	588	0	-588	6,153	1,740	1,251	-489	0	10,950	9,699	11%
101	51750	205	HEALTH INSURANCE - ENV CLEAN	618	0	-618	8,625	2,471	3,927	1,456	0	8,100	4,173	48%
101	51750	206	LIFE INSURANCE	0	0	0	2,775	0	0	0	0	0	0	0%
101	51750	212	MEDICARE - ENV CLEANUP	83	0	-83	1,270	261	139	-122	0	1,320	1,181	11%
101	51750	307	COMMUNICATION - ENV CLEANUP	58	42	-16	592	214	126	-89	0	800	674	16%
101	51750	332	LEGAL NOTICES - ENV CLEANUP	0	0	0	75	0	0	0	0	500	500	0%
101	51750	348	POSTAL CHARGES - ENV CLEANUP	0	0	0	900	900	296	-604	0	700	404	42%
101	51750	349	PRINTING, STATIONERY AND FOR	0	0	0	137	0	0	0	0	100	100	0%
101	51750	350	INT CONNECTIVITY/ENV CT CLEA	0	34	34	183	0	102	102	0	0	-102	0%
101	51750	351	RENTALS	0	0	0	946	0	21	21	1,143	1,900	736	61%
101	51750	411	DATA PROCESSING SUPPLIES - E	0	0	0	958	0	0	0	0	400	400	0%
101	51750	425	GASOLINE - ENV CLEANUP	116	86	-30	1,914	546	295	-251	1,468	1,800	37	98%
101	51750	435	OFFICE SUPPLIES - ENV CLEANU	0	124	124	785	50	199	149	55	500	246	51%
101	51750	451	UNIFORMS - ENV CLEANUP	0	300	300	383	0	300	300	0	300	0	100%
101	51750	453	VEHICLE PARTS - ENV CLEANUP	0	0	0	113	113	0	-113	0	800	800	0%
101	51750	499	OTHER SUPPLIES - ENV CLEANUP	0	0	0	355	0	0	0	0	500	500	0%

Fnd	Acct	Obj	Account Level	October	October	MONTHLY	2021-22	2021-22	2022-23	YTD	2022-23	2022-23	REMAINING	% BUDGET
			Description	2021-22	2022-23	DIFFERENCE	TOTAL EXP	YTD	YTD	DIFFERENCE	OPEN POS	BUDGET	BUDGET	USED
101			GENERAL FUND											
51750			CODES COMPLIANCE											
050			ENVIRONMENTAL COURT CLEAN-UP											
101	51750	511	VEHICLE INS - ENV CLEANUP	0	0	0	0	0	0	0	0	400	400	0%
101	51750	513	WORKMAN'S COMP/ENV COURT CLE	0	77	77	0	0	77	77	0	0	-77	0%
101	51750	536	HAZARDOUS WASTE CLEANUP	0	0	0	600	0	0	0	0	25,000	25,000	0%
101	51750	709	DATA PROCESS EQPT - ENV CLEA	0	0	0	790	0	350	350	0	1,500	1,150	23%
101	51750	711	FURNITURE AND FIXTURES - ENV	0	0	0	250	0	0	0	0	300	300	0%
101	51750	718	ENV COURT - VEHICLE	0	0	0	0	0	0	0	28,639	35,000	6,361	82%
				<hr/>	<hr/>	<hr/>	<hr/>	<hr/>	<hr/>	<hr/>	<hr/>	<hr/>	<hr/>	<hr/>
101	51750	---		7,934	663	-7,271	125,193	26,927	18,081	-8,847	31,305	187,520	138,135	26%
101	51750	---		38,190	30,514	-7,678	425,547	126,855	118,437	-8,420	62,648	495,136	314,053	37%
				=====	=====	=====	=====	=====	=====	=====	=====	=====	=====	=====
51800			COUNTY BUILDINGS											
000			-											
101	51800	334	MAINTENANCE AGREEMENTS	3,294	3,945	651	42,082	22,238	29,202	6,964	16,615	63,650	17,833	72%
101	51800	335	MAINTENANCE & REPAIR - BLDGS	1,172	255	-917	21,310	1,956	653	-1,303	15,368	35,000	18,979	46%
101	51800	336	MAINTENANCE AND REPAIR EQUIP	0	586	586	2,142	0	6,960	6,960	200	7,500	340	95%
101	51800	347	PEST CONTROL	0	0	0	2,300	2,115	2,165	50	0	3,000	835	72%
101	51800	347	DISCOUNTS TAKEN	0	0	0	-185	0	0	0	0	0	0	0%
101	51800	351	RENTALS	333	339	7	4,523	1,127	1,310	183	2,490	8,200	4,400	46%
101	51800	351	DISCOUNTS TAKEN	0	-7	-7	-40	0	-24	-24	0	0	24	0%
101	51800	361	PERMITS	0	55	55	258	0	110	110	0	300	190	37%
101	51800	410	CUSTODIAL SUPPLIES	1,326	1,614	288	24,963	6,168	6,191	23	3,154	29,000	19,655	32%
101	51800	415	ELECTRICITY	16,341	19,211	2,870	200,088	53,751	65,867	12,116	0	200,000	134,133	33%
101	51800	425	GASOLINE	0	0	0	0	0	0	0	0	50	50	0%
101	51800	434	NATURAL GAS	1,753	2,404	651	37,383	4,346	6,261	1,915	0	40,000	33,739	16%
101	51800	454	WATER AND SEWER	91	777	685	8,452	1,536	2,409	873	0	12,000	9,591	20%
101	51800	499	OTHER SUPPLIES AND MATERIALS	0	0	0	78	0	0	0	666	0	-666	0%
101	51800	502	BUILDING AND CONTENTS INSURA	0	0	0	51,359	14,002	58,945	44,943	0	65,000	6,055	91%
101	51800	599	OTHER CHARGES	0	0	0	468	0	0	0	0	8,000	8,000	0%
101	51800	799	OTHER CAPITAL OUTLAY	0	0	0	12,000	0	0	0	3,745	4,000	255	94%
				<hr/>	<hr/>	<hr/>	<hr/>	<hr/>	<hr/>	<hr/>	<hr/>	<hr/>	<hr/>	<hr/>
101	51800	---		24,310	29,179	4,869	407,181	107,239	180,049	72,810	42,238	475,700	253,413	47%

Fnd	Acct	Obj	Account Level Description	October 2021-22	October 2022-23	MONTHLY DIFFERENCE	2021-22 TOTAL EXP	2021-22 YTD	2022-23 YTD	YTD DIFFERENCE	2022-23 OPEN POS	2022-23 BUDGET	REMAINING BUDGET	% BUDGET USED
101			GENERAL FUND											
51800			COUNTY BUILDINGS											
021			LOCAL GOV DIRECT APPR GRANT											
101	51800	312	CONTRACTS - LOCAL GOV DA	0	0	0	28,223	0	0	0	0	0	0	0%
101	51800	---		0	0	0	28,223	0	0	0	0	0	0	0%
101	51800	---		24,310	29,179	4,869	435,404	107,239	180,049	72,810	42,238	475,700	253,413	47%
=====														
51900			OTHER GENERAL ADMINISTRATION											
000														
101	51900	166	CUSTODIAL PERSONNEL	6,605	4,624	-1,981	57,453	19,771	20,698	926	0	60,334	39,636	34%
101	51900	169	PART-TIME PERSONNEL	1,676	0	-1,676	12,792	5,016	0	-5,016	0	0	0	0%
101	51900	188	BONUS PAYMENTS	0	0	0	4,998	4,998	0	-4,998	0	0	0	0%
101	51900	189	OTHER SALARIES & WAGES	11,677	2,308	-9,369	101,883	34,892	28,955	-5,937	0	91,680	62,725	32%
101	51900	201	SOCIAL SECURITY	1,076	398	-679	9,465	3,444	2,894	-551	0	10,354	7,460	28%
101	51900	202	HANDLING CHARGES & ADMINISTR	0	0	0	0	0	4,469	4,469	0	12,000	7,531	37%
101	51900	204	PENSIONS	1,757	556	-1,201	15,413	5,248	4,305	-943	0	18,295	13,990	24%
101	51900	205	EMPLOYEE AND DEPENDENT INSUR	4,254	1,976	-2,278	51,049	17,016	12,422	-4,595	0	49,596	37,174	25%
101	51900	206	LIFE INSURANCE	0	0	0	0	0	6,104	6,104	0	25,500	19,396	24%
101	51900	212	EMPLOYER MEDICARE	276	93	-183	2,405	884	677	-208	0	2,421	1,744	28%
101	51900	305	AUDIT SERVICES	0	0	0	55,290	0	1,500	1,500	0	66,560	65,060	2%
101	51900	307	COMMUNICATION	3,146	2,504	-642	47,180	9,759	14,878	5,119	0	28,800	13,922	52%
101	51900	308	CONSULTANTS	0	0	0	833	0	0	0	0	13,422	13,422	0%
101	51900	312	CONTRACTS - PRIVATE AGENCIES	245	214	-31	12,375	2,726	1,418	-1,308	1,268	86,900	84,214	3%
101	51900	320	DUES AND MEMBERSHIPS	840	0	-840	1,150	840	840	0	0	840	0	100%
101	51900	332	LEGAL NOTICES	1,395	333	-1,062	5,800	2,075	973	-1,102	2,527	4,000	500	88%
101	51900	334	MAINTENANCE AGREEMENTS	9,644	48,539	38,895	230,217	91,042	129,614	38,573	0	190,730	61,116	68%
101	51900	348	POSTAL CHARGES	0	0	0	609	75	271	196	0	0	-271	0%
101	51900	349	PRINTING	0	0	0	0	0	0	0	0	500	500	0%
101	51900	350	INTERNET CONNECTIVITY	2,121	2,184	62	25,469	9,869	9,769	-100	0	29,220	19,451	33%
101	51900	351	RENTALS (GENERAL)	90	0	-90	1,516	450	360	-90	604	1,080	116	89%
101	51900	355	TRAVEL (GENERAL)	200	0	-200	1,201	200	0	-200	0	2,000	2,000	0%
101	51900	356	REGISTRATION FEES	0	0	0	0	0	0	0	119	1,000	881	12%
101	51900	422	FOOD SUPPLIES	0	0	0	892	133	0	-133	0	950	950	0%
101	51900	435	OFFICE SUPPLIES	88	0	-88	1,474	346	289	-56	0	1,600	1,311	18%
101	51900	451	UNIFORMS	0	0	0	0	0	0	0	185	0	-185	0%
101	51900	471	SOFTWARE	0	0	0	735	0	0	0	0	0	0	0%

Fnd	Acct	Obj	Account Level Description	October 2021-22	October 2022-23	MONTHLY DIFFERENCE	2021-22 TOTAL EXP	2021-22 YTD	2022-23 YTD	YTD DIFFERENCE	2022-23 OPEN POS	2022-23 BUDGET	REMAINING BUDGET	% BUDGET USED
101			GENERAL FUND											
51900			OTHER GENERAL ADMINISTRATION											
000			--											
101	51900	499	OTHER SUPP & MATERI (GENERAL	0	180	180	864	583	180	-403	242	200	-222	211%
101	51900	506	LIABILITY INSURANCE	0	0	0	21,725	21,725	23,280	1,555	0	25,000	1,720	93%
101	51900	509	REFUNDS	0	0	0	2,226	0	0	0	0	0	0	0%
101	51900	510	TRUSTEE'S COMMISSION	5,920	10,230	4,310	522,343	17,643	23,763	6,120	0	560,000	536,237	4%
101	51900	511	VEHICLE AND EQUIPMENT INSURA	0	0	0	381	381	1,035	654	0	0	-1,035	0%
101	51900	513	WORKER'S COMPENSATION INS.	0	-32,176	-32,176	289,350	286,012	5,569	-280,443	0	295,000	289,431	2%
101	51900	530	FINES, ASSESSMENTS, PENALTIE	0	0	0	50	23	-25	-48	0	0	25	0%
101	51900	540	TAX RELIEF PROGRAM	0	649	649	405,570	4,055	3,648	-407	0	425,000	421,352	1%
101	51900	599	OTHER CHARGES	0	0	0	516	0	0	0	0	2,000	2,000	0%
101	51900	---		51,010	42,612	-8,400	1,883,224	539,206	297,886	-241,322	4,945	2,004,982	1,702,151	15%
300			Water Line Projects											
101	51900	308	WATER LINE PROJECTS	270	0	-270	270	270	0	-270	0	0	0	0%
101	51900	---		270	0	-270	270	270	0	-270	0	0	0	0%
101	51900	---		51,280	42,612	-8,670	1,883,494	539,476	297,886	-241,592	4,945	2,004,982	1,702,151	15%
51910			PRESERVATION OF RECORDS											
000			--											
101	51910	103	ASSISTANTS	3,573	4,643	1,070	31,080	10,696	18,884	8,188	0	60,438	41,555	31%
101	51910	105	SUPERVISOR'DIRECTOR	7,624	5,529	-2,095	66,321	22,823	24,658	1,835	0	68,840	44,182	36%
101	51910	169	PART'TIME PERSONNEL	1,469	0	-1,469	12,171	3,695	490	-3,206	0	0	-490	0%
101	51910	188	BONUS PAYMENTS	0	0	0	3,144	3,144	0	-3,144	0	0	0	0%
101	51910	201	SOCIAL SECURITY	766	609	-157	6,725	2,424	2,633	209	0	8,020	5,387	33%
101	51910	204	PENSIONS	1,076	989	-87	9,442	3,221	4,405	1,184	0	15,560	11,155	28%
101	51910	205	EMPLOYEE AND DEPENDENT INSUR	1,643	1,976	334	23,419	6,571	9,300	2,729	0	29,300	20,000	32%
101	51910	212	EMPLOYER MEDICARE	179	142	-37	1,573	567	616	49	0	1,880	1,264	33%
101	51910	304	ARCHITECTS	0	0	0	0	0	0	0	0	100	100	0%
101	51910	334	MAINTENANCE AGREEMENTS	169	169	0	1,517	334	2,879	2,545	472	1,350	-2,001	248%
101	51910	335	MAINTENANCE AND REPAIR BLDG	300	0	-300	1,564	650	0	-650	100	2,000	1,900	5%
101	51910	337	MAINTENANCE AND REPAIR OFF E	0	0	0	0	0	0	0	0	100	100	0%
101	51910	347	PEST CONTROL	0	0	0	380	361	0	-361	361	380	19	95%

Fnd	Acct	Obj	Account Level Description	October 2021-22	October 2022-23	MONTHLY DIFFERENCE	2021-22 TOTAL EXP	2021-22 YTD	2022-23 YTD	YTD DIFFERENCE	2022-23 OPEN POS	2022-23 BUDGET	REMAINING BUDGET	% BUDGET USED
101			GENERAL FUND											
51910			PRESERVATION OF RECORDS											
000			-											
101	51910	347	DISCOUNTS TAKEN	0	0	0	-19	0	0	0	0	0	0	0%
101	51910	348	POSTAL CHARGES	0	0	0	83	67	2	-64	0	200	198	1%
101	51910	350	INTERNET CONNECTIVITY	87	0	-87	788	348	0	-348	0	0	0	0%
101	51910	355	TRAVEL	0	0	0	0	0	0	0	0	100	100	0%
101	51910	410	CUSTODIAL SUPPLIES	0	0	0	309	141	0	-141	0	250	250	0%
101	51910	415	ELECTRICITY	835	716	-119	12,182	2,624	2,710	86	0	13,000	10,290	21%
101	51910	435	OFFICE SUPPLIES	101	92	-8	19,815	6,257	383	-5,874	1,269	20,290	18,638	8%
101	51910	454	WATER AND SEWER	0	53	53	857	101	158	57	0	650	492	24%
101	51910	502	BUILDING AND CONTENTS INSURA	0	0	0	1,506	115	0	-115	0	1,200	1,200	0%
101	51910	513	WORKMAN'S COMPENSATION INSUR	0	228	228	0	0	228	228	0	0	-228	0%
101	51910	530	FINES, ASSESSMENTS, PENALTIE	0	0	0	10	10	0	-10	0	0	0	0%
101	51910	590	TRANSFERS TO OTHER FUNDS	0	0	0	49,000	0	0	0	0	49,000	49,000	0%
101	51910	707	BUILDING IMPROVEMENTS	0	0	0	0	0	8,450	8,450	0	8,450	0	100%
101	51910	---		17,822	15,146	-2,674	241,867	64,149	75,796	11,647	2,202	281,108	203,111	28%
101	51910	---		17,822	15,146	-2,674	241,867	64,149	75,796	11,647	2,202	281,108	203,111	28%
				=====	=====	=====	=====	=====	=====	=====	=====	=====	=====	=====
52100			ACCOUNTS AND BUDGETS											
000			-											
101	52100	105	SUPERVISOR'DIRECTOR	11,357	7,950	-3,407	98,787	33,996	35,584	1,588	0	103,745	68,161	34%
101	52100	119	ACCOUNTANTS'BOOKKEEPERS	21,021	22,806	1,785	203,184	62,820	103,357	40,537	0	278,720	175,363	37%
101	52100	169	PART-TIME PERSONNEL	0	0	0	3,636	4,244	0	-4,244	0	5,000	5,000	0%
101	52100	188	BONUS PAYMENTS	0	0	0	8,636	8,636	0	-8,636	0	0	0	0%
101	52100	201	SOCIAL SECURITY	1,922	1,801	-121	18,190	6,171	8,137	1,965	0	24,710	16,573	33%
101	52100	204	PENSIONS	3,112	2,800	-311	28,239	9,304	13,608	4,304	0	46,020	32,412	30%
101	52100	205	EMPLOYEE AND DEPENDENT INSUR	6,922	9,250	2,328	86,346	27,687	42,321	14,634	0	111,000	68,679	38%
101	52100	212	EMPLOYER MEDICARE	450	421	-28	4,314	1,512	1,903	391	0	5,780	3,877	33%
101	52100	299	OTHER FRINGE BENEFITS	0	0	0	24	36	24	-12	0	500	476	5%
101	52100	301	ACCOUNTING SERVICES	0	0	0	135	0	0	0	0	5,000	5,000	0%
101	52100	307	COMMUNICATION (ACCT.& BUDG.)	121	121	0	1,444	362	362	0	0	0	-362	0%
101	52100	312	CONTRACTS - PRIVATE AGENCIES	0	0	0	28,695	0	0	0	0	0	0	0%
101	52100	317	DATA PROCESSING SERVICES	0	0	0	28,156	21,796	22,896	1,100	0	38,470	15,574	60%
101	52100	320	DUES AND MEMBERSHIPS	0	0	0	350	320	315	-5	0	660	345	48%
101	52100	334	MAINTENANCE AGREEMENTS	2,367	332	-2,035	14,232	2,943	392	-2,551	2,448	3,000	160	95%

Fnd	Acct	Obj	Account Level Description	October 2021-22	October 2022-23	MONTHLY DIFFERENCE	2021-22 TOTAL EXP	2021-22 YTD	2022-23 YTD	YTD DIFFERENCE	2022-23 OPEN POS	2022-23 BUDGET	REMAINING BUDGET	% BUDGET USED
101			GENERAL FUND											
52100			ACCOUNTS AND BUDGETS											
000			-											
101	52100	348	POSTAL CHARGES (ACCTG & BUDG	0	-6	-6	5,710	-118	-2,326	-2,208	0	3,000	5,326	-78%
101	52100	350	INTERNET CONNECTIVITY	68	68	0	817	204	204	0	0	840	636	24%
101	52100	351	RENTALS	0	70	70	70	0	70	70	774	3,840	2,995	22%
101	52100	355	TRAVEL	747	0	-747	1,900	747	45	-702	0	1,585	1,540	3%
101	52100	356	REGISTRATION FEES	390	780	390	6,545	590	1,580	990	0	5,650	4,070	28%
101	52100	411	DATA PROCESSING SUPPLIES	171	640	469	4,018	510	3,071	2,561	940	4,400	388	91%
101	52100	414	DUPLICATING SUPPLIES (ACCOUN	0	200	200	158	19	200	181	0	500	300	40%
101	52100	435	OFFICE SUPPLIES (ACCTG & BUD	42	199	158	753	142	736	594	8	1,500	756	50%
101	52100	513	WORKMAN'S COMPENSATION INSUR	0	570	570	0	0	570	570	0	0	-570	0%
101	52100	599	OTHER CHARGES	0	0	0	0	0	0	0	0	2,000	2,000	0%
101	52100	709	DATA PROCESSING EQUIPMENT	0	0	0	4,695	0	0	0	89	1,500	1,411	6%
101	52100	711	FURNITURE AND FIXTURES	0	0	0	0	0	0	0	0	4,000	4,000	0%
101	52100	719	OFFICE EQUIPMENT	0	0	0	8,426	0	0	0	258	1,500	1,242	17%
101	52100	---		48,690	48,002	-685	557,460	181,921	233,049	51,127	4,517	652,920	415,352	36%
101	52100	---		48,690	48,002	-685	557,460	181,921	233,049	51,127	4,517	652,920	415,352	36%
				=====	=====	=====	=====	=====	=====	=====	=====	=====	=====	=====
52200			PURCHASING											
000			-											
101	52200	105	SUPERVISOR'DIRECTOR	8,045	5,632	-2,414	69,966	23,990	25,209	1,219	0	73,500	48,291	34%
101	52200	122	PURCHASING PERSONNEL	9,070	2,457	-6,613	78,561	27,150	19,229	-7,921	0	81,929	62,700	23%
101	52200	188	BONUS PAYMENTS	0	0	0	4,272	4,272	0	-4,272	0	0	0	0%
101	52200	201	SOCIAL SECURITY	1,026	476	-550	9,046	3,294	2,618	-676	0	9,640	7,022	27%
101	52200	204	PENSIONS	1,645	973	-672	14,390	4,915	5,338	423	0	18,700	13,362	29%
101	52200	205	EMPLOYEE AND DEPENDENT INSUR	2,878	2,441	-437	34,538	11,513	11,767	254	0	37,400	25,633	31%
101	52200	206	LIFE INSURANCE	0	0	0	0	0	2,425	2,425	0	0	-2,425	0%
101	52200	212	EMPLOYER MEDICARE	240	111	-129	2,116	770	612	-158	0	2,260	1,648	27%
101	52200	307	COMMUNICATION (PURCHASING)	98	42	-56	1,091	304	126	-178	0	1,400	1,274	9%
101	52200	332	LGL.NOTICES	162	86	-76	2,438	471	881	410	2,619	3,500	0	100%
101	52200	333	LICENSES	0	0	0	75	25	0	-25	0	0	0	0%
101	52200	334	MAINTENANCE AGREEMENTS	14	0	-14	674	58	43	-14	632	1,000	325	68%
101	52200	348	POSTAL CHARGES (PURCHASING)	0	0	0	135	275	0	-275	0	400	400	0%
101	52200	350	INTERNET CONNECTIVITY	0	40	40	0	0	120	120	0	0	-120	0%
101	52200	355	TRAVEL	0	0	0	232	232	0	-232	0	500	500	0%

Fnd	Acct	Obj	Account Level Description	October 2021-22	October 2022-23	MONTHLY DIFFERENCE	2021-22 TOTAL EXP	2021-22 YTD	2022-23 YTD	YTD DIFFERENCE	2022-23 OPEN POS	2022-23 BUDGET	REMAINING BUDGET	% BUDGET USED
101			GENERAL FUND											
52200			PURCHASING											
000			-											
101	52200	414	DUPLICATING SUPPLIES (PURCHA	0	60	60	385	140	60	-80	0	400	340	15%
101	52200	435	OFFICE SUPPLIES (PURCHASING)	70	126	56	1,266	182	254	72	0	1,500	1,246	17%
101	52200	513	WORKMAN'S COMPENSATION INSUR	0	342	342	0	0	342	342	0	0	-342	0%
101	52200	530	FINES, ASSESSMENTS, PENALTIE	0	0	0	4	0	0	0	0	0	0	0%
101	52200	---		23,248	12,786	-10,463	219,189	77,591	69,024	-8,566	3,251	232,129	159,854	31%
101	52200	---		23,248	12,786	-10,463	219,189	77,591	69,024	-8,566	3,251	232,129	159,854	31%
				=====	=====	=====	=====	=====	=====	=====	=====	=====	=====	=====
52300			PROPERTY ASSESSOR'S OFFICE											
000			-											
101	52300	101	COUNTY OFFICIAL	15,030	8,997	-6,032	108,187	39,636	35,989	-3,646	0	107,968	71,979	33%
101	52300	106	DEPUTIES	4,624	8,843	4,219	59,635	13,841	39,581	25,739	0	114,587	75,007	35%
101	52300	188	BONUS PAYMENTS	0	0	0	2,337	2,337	0	-2,337	0	0	0	0%
101	52300	189	OTHER SALARIES AND WAGES	4,545	0	-4,545	39,536	13,605	0	-13,605	0	0	0	0%
101	52300	201	SOCIAL SECURITY	1,469	1,073	-396	12,644	4,177	4,570	393	0	13,800	9,230	33%
101	52300	204	PENSIONS	2,325	2,146	-179	18,475	6,447	9,091	2,645	0	26,780	17,689	34%
101	52300	205	EMPLOYEE AND DEPENDENT INSUR	2,855	3,083	228	34,258	11,419	12,333	914	0	37,000	24,667	33%
101	52300	212	EMPLOYER MEDICARE	343	251	-93	2,957	977	1,069	92	0	3,230	2,161	33%
101	52300	299	OTHER FRINGE BENEFITS	0	0	0	405	0	291	291	0	0	-291	0%
101	52300	312	CONTRACTS - PRIVATE AGENCIES	58	81	22	824	160	328	169	372	700	0	100%
101	52300	317	DATA PROCESSING SERVICES	0	0	0	33,006	0	0	0	0	35,000	35,000	0%
101	52300	320	DUES AND MEMBERSHIPS	20	585	565	2,575	2,020	585	-1,435	0	3,500	2,915	17%
101	52300	332	LGL.NOTICES	0	0	0	400	0	0	0	400	400	0	100%
101	52300	333	LICENSES	0	0	0	25	0	0	0	0	0	0	0%
101	52300	334	MAINTENANCE AGREEMENTS	3,834	3,030	-804	4,871	4,357	4,115	-242	755	5,610	740	87%
101	52300	338	MAINTENANCE & REPAIR - VEHIC	0	0	0	144	0	0	0	0	0	0	0%
101	52300	348	POSTAL CHARGES (ASSESSOR)	0	0	0	1,596	0	2,000	2,000	0	5,000	3,000	40%
101	52300	349	PRINTING, STATIONERY AND FOR	0	834	834	361	0	834	834	0	1,000	166	83%
101	52300	351	RENTALS	0	0	0	900	0	0	0	900	900	0	100%
101	52300	355	TRAVEL (ASSESSOR)	0	0	0	936	504	490	-14	0	2,000	1,510	24%
101	52300	356	REGISTRATION FEES	0	0	0	900	625	470	-155	0	800	330	59%
101	52300	411	DATA PROCESSING SUPPLIES	0	0	0	431	0	0	0	0	1,000	1,000	0%
101	52300	414	DUPLICATING SUPPLIES (ASSESS	479	0	-479	479	479	0	-479	0	500	500	0%
101	52300	422	FOOD SUPPLIES	161	74	-87	294	161	278	117	0	500	222	56%

Fnd	Acct	Obj	Account Level Description	October 2021-22	October 2022-23	MONTHLY DIFFERENCE	2021-22 TOTAL EXP	2021-22 YTD	2022-23 YTD	YTD DIFFERENCE	2022-23 OPEN POS	2022-23 BUDGET	REMAINING BUDGET	% BUDGET USED
101			GENERAL FUND											
52300			PROPERTY ASSESSOR'S OFFICE											
000			-											
101	52300	425	GASOLINE (ASSESSOR)	136	0	-136	2,422	732	574	-158	1,279	2,000	147	93%
101	52300	435	OFFICE SUPPLIES (ASSESSOR)	1,015	0	-1,015	1,996	1,456	0	-1,456	0	2,180	2,180	0%
101	52300	437	PERIODICALS (ASSESSOR)	0	0	0	1,328	0	0	0	820	820	0	100%
101	52300	453	VEHICLE PARTS	0	120	120	0	0	120	120	0	500	380	24%
101	52300	499	OTHER SUPPLIES AND MATERIALS	0	0	0	0	0	0	0	0	500	500	0%
101	52300	508	PREMIUMS'CORPORATE SURETY BO	0	0	0	50	0	0	0	0	100	100	0%
101	52300	511	VEHICLE AND EQUIPMENT INSURA	0	0	0	0	0	370	370	0	0	-370	0%
101	52300	513	WORKMAN'S COMPENSATION INSUR	0	3,254	3,254	0	0	3,254	3,254	0	0	-3,254	0%
101	52300	599	OTHER CHARGES	0	0	0	0	0	0	0	0	900	900	0%
101	52300	709	DATA PROCESSING EQUIPMENT	0	0	0	0	0	0	0	0	500	500	0%
101	52300	---		36,894	32,371	-4,524	331,972	102,933	116,342	13,411	4,526	367,775	246,908	33%
101	52300	---		36,894	32,371	-4,524	331,972	102,933	116,342	13,411	4,526	367,775	246,908	33%
=====														
52310			REAPPRAISAL PROGRAM											
000			-											
101	52310	106	DEPUTIES	37,691	24,420	-13,271	334,994	115,103	109,309	-5,794	0	473,024	363,715	23%
101	52310	188	BONUS PAYMENTS	0	0	0	9,899	9,899	0	-9,899	0	0	0	0%
101	52310	189	OTHER SALARIES & WAGES	0	0	0	-2,315	0	0	0	0	0	0	0%
101	52310	201	SOCIAL SECURITY (REAPP)	2,237	1,414	-823	20,121	7,363	6,409	-954	0	29,330	22,922	22%
101	52310	204	PENSIONS	3,622	2,938	-684	30,917	11,061	13,150	2,088	0	56,910	43,760	23%
101	52310	205	EMPLOYEE AND DEPENDENT INSUR	9,182	9,250	67	104,468	37,300	36,344	-956	0	105,500	69,156	34%
101	52310	212	EMPLOYER MEDICARE (REAPP)	523	331	-193	4,706	1,722	1,499	-223	0	6,860	5,361	22%
101	52310	299	OTHER FRINGE BENEFITS	0	0	0	762	300	462	162	0	600	138	77%
101	52310	301	ACCOUNTING SERVICES(PERS.PRO	7,870	6,360	-1,510	56,850	7,870	6,360	-1,510	45,290	56,850	5,200	91%
101	52310	317	DATA PROCESSING SERVICES	0	0	0	11,752	0	0	0	0	13,500	13,500	0%
101	52310	332	REAPPRAISAL NOTICES	0	0	0	75	0	0	0	0	0	0	0%
101	52310	333	LICENSES	0	0	0	23	0	0	0	0	26	26	0%
101	52310	334	MAINTENANCE AGREEMENTS	32	105	72	681	372	565	193	276	800	-41	105%
101	52310	338	MAINTENANCE & REPAIR - VEHIC	0	0	0	34	0	0	0	0	1,000	1,000	0%
101	52310	348	POSTAL CHARGES (REAPPRAISAL)	0	0	0	5,869	4,308	2,000	-2,308	0	6,000	4,000	33%
101	52310	349	PRINTING, STATIONERY AND FOR	0	457	457	1,192	0	457	457	0	1,200	743	38%
101	52310	355	TRAVEL (REAPPRAISAL)	0	0	0	0	0	0	0	0	1,000	1,000	0%
101	52310	411	DATA PROCESSING SUPPLIES	0	0	0	6,015	0	0	0	0	7,000	7,000	0%

Fnd	Acct	Obj	Account Level Description	October 2021-22	October 2022-23	MONTHLY DIFFERENCE	2021-22 TOTAL EXP	2021-22 YTD	2022-23 YTD	YTD DIFFERENCE	2022-23 OPEN POS	2022-23 BUDGET	REMAINING BUDGET	% BUDGET USED
101			GENERAL FUND											
52310			REAPPRAISAL PROGRAM											
000			-											
101	52310	414	DUPLICATING SUPPLIES (REAPPR	0	0	0	457	0	0	0	0	500	500	0%
101	52310	422	FOOD SUPPLIES	0	0	0	273	0	0	0	0	0	0	0%
101	52310	425	GASOLINE (REAPPRAISAL)	469	445	-24	4,426	1,012	1,286	273	6,660	8,000	55	99%
101	52310	435	OFFICE SUPPLIES (REAPPRAISAL	12	422	410	5,029	309	539	230	1,249	6,500	4,713	28%
101	52310	453	VEHICLE PARTS	0	0	0	0	0	0	0	0	1,000	1,000	0%
101	52310	471	SOFTWARE	0	0	0	0	0	0	0	0	1,000	1,000	0%
101	52310	511	VEHICLE AND EQUIPMENT INSURA	0	0	0	2,824	2,824	2,669	-155	0	2,900	231	92%
101	52310	513	WORKMAN'S COMPENSATION INSUR	0	6,095	6,095	0	0	6,095	6,095	0	0	-6,095	0%
101	52310	530	FINES, ASSESSMENTS, PENALTIE	0	0	0	193	0	0	0	0	0	0	0%
101	52310	709	DATA PROCESSING EQUIPMENT	0	0	0	4,954	4,954	0	-4,954	0	38,000	38,000	0%
101	52310	718	MOTOR VEHICLES	0	0	0	23,377	0	0	0	30,050	34,974	4,924	86%
101	52310	---		61,638	52,237	-9,404	627,576	204,397	187,144	-17,255	83,525	852,474	581,808	32%
101	52310	---		61,638	52,237	-9,404	627,576	204,397	187,144	-17,255	83,525	852,474	581,808	32%
				=====	=====	=====	=====	=====	=====	=====	=====	=====	=====	=====
52400			COUNTY TRUSTEE'S OFFICE											
000			-											
101	52400	101	COUNTY OFFICIAL	15,030	8,997	-6,032	108,187	39,636	35,989	-3,646	0	107,968	71,979	33%
101	52400	106	DEPUTY(IES)	20,201	14,429	-5,772	175,718	60,470	64,448	3,977	0	188,283	123,836	34%
101	52400	140	SALARY SUPPLEMENTS	0	0	0	3,500	875	875	0	0	3,500	2,625	25%
101	52400	168	TEMPORARY PERSONNEL	1,958	2,291	333	41,444	5,715	9,755	4,040	0	51,792	42,037	19%
101	52400	188	BONUS PAYMENTS	0	0	0	6,053	6,053	0	-6,053	0	0	0	0%
101	52400	201	SOCIAL SECURITY	2,221	1,506	-715	19,745	6,647	6,531	-116	0	21,800	15,269	30%
101	52400	204	PENSIONS	3,386	2,818	-568	27,766	9,704	12,188	2,483	0	36,070	23,882	34%
101	52400	205	EMPLOYEE AND DEPENDENT INSUR	4,848	5,236	388	58,182	19,394	20,946	1,552	0	62,900	41,954	33%
101	52400	212	EMPLOYER MEDICARE	519	352	-167	4,618	1,555	1,527	-27	0	5,100	3,573	30%
101	52400	307	COMMUNICATION (TRUSTEE)	54	13	-40	604	181	63	-117	0	725	662	9%
101	52400	312	CONTRACTS - PRIVATE AGENCIES	44	45	1	299	118	259	142	543	625	-177	128%
101	52400	317	DATA PROCESSING SERVICES	0	0	0	28,061	14,000	15,400	1,400	14,600	36,300	6,300	83%
101	52400	320	DUES AND MEMBERSHIPS	0	0	0	1,133	973	1,078	105	0	1,100	22	98%
101	52400	332	LGL.NOTICES	0	0	0	4,270	0	0	0	2,500	4,500	2,000	56%
101	52400	333	LICENSES	0	0	0	75	125	0	-125	0	0	0	0%
101	52400	334	MAINTENANCE AGREEMENTS	47	0	-47	28,707	28,139	28,185	46	1,074	29,800	541	98%
101	52400	335	MAINTENANCE AND REPAIR BLDG	0	0	0	180	0	0	0	0	0	0	0%

Fnd	Acct	Obj	Account Level Description	October 2021-22	October 2022-23	MONTHLY DIFFERENCE	2021-22 TOTAL EXP	2021-22 YTD	2022-23 YTD	YTD DIFFERENCE	2022-23 OPEN POS	2022-23 BUDGET	REMAINING BUDGET	% BUDGET USED
101			GENERAL FUND											
52400			COUNTY TRUSTEE'S OFFICE											
000			-											
101	52400	337	MAINTENANCE & REPAIR - OFF E	0	0	0	263	0	0	0	0	0	0	0%
101	52400	348	POSTAL CHARGES (TRUSTEE)	0	2,135	2,135	1,536	2,261	2,135	-126	100	3,000	765	75%
101	52400	350	INTERNET CONNECTIVITY	153	153	0	1,957	737	610	-127	0	1,860	1,250	33%
101	52400	351	RENTALS (TRUSTEE)	2,603	2,521	-82	25,762	10,111	10,155	44	15,681	27,399	1,564	94%
101	52400	351	DISCOUNTS TAKEN	0	0	0	-2	0	-1	-1	0	0	1	0%
101	52400	355	TRAVEL (TRUSTEE)	55	453	398	2,592	55	453	398	0	3,000	2,547	15%
101	52400	356	TUITION / REGISTRATION FEES	0	0	0	405	0	0	0	0	500	500	0%
101	52400	414	DUPLICATING SUPPLIES (TRUSTE	0	0	0	370	0	0	0	0	500	500	0%
101	52400	415	ELECTRICITY	118	0	-118	1,730	472	525	54	0	2,000	1,475	26%
101	52400	434	NATURAL GAS	0	71	71	897	66	116	50	0	900	784	13%
101	52400	435	OFFICE SUPPLIES (TRUSTEE)	0	263	263	4,315	1,053	647	-406	0	5,500	4,853	12%
101	52400	508	PREMIUMS ON CORPORATE SURETY	0	39,048	39,048	0	0	39,048	39,048	0	39,600	552	99%
101	52400	513	WORKMAN'S COMPENSATION INSUR	0	718	718	0	0	718	718	0	0	-718	0%
101	52400	599	OTHER CHARGES (TRUSTEE)	0	0	0	0	0	0	0	0	300	300	0%
101	52400	709	DATA PROCESSING EQUIPMENT	0	0	0	0	0	0	0	0	750	750	0%
101	52400	719	OFFICE EQUIPMENT	0	0	0	6,748	0	0	0	300	5,100	4,800	6%
101	52400	---		51,237	81,049	29,814	555,115	208,340	251,650	43,313	34,798	640,872	354,426	45%
101	52400	---		51,237	81,049	29,814	555,115	208,340	251,650	43,313	34,798	640,872	354,426	45%
52500			COUNTY CLERK'S OFFICE											
000			-											
101	52500	101	COUNTY OFFICIAL	15,030	8,997	-6,032	108,187	39,636	35,989	-3,646	0	107,968	71,979	33%
101	52500	106	DEPUTY(IES)	59,063	37,281	-21,782	509,814	177,156	178,087	931	0	575,925	397,838	31%
101	52500	188	BONUS PAYMENTS	0	0	0	14,224	14,224	0	-14,224	0	0	0	0%
101	52500	201	SOCIAL SECURITY	4,370	2,682	-1,688	36,555	13,432	12,456	-976	0	42,410	29,954	29%
101	52500	204	PENSIONS	7,120	4,737	-2,384	59,229	20,834	22,727	1,893	0	82,280	59,553	28%
101	52500	205	EMPLOYEE AND DEPENDENT INSUR	18,037	13,955	-4,081	211,040	72,147	62,038	-10,109	0	196,800	134,762	32%
101	52500	206	LIFE INSURANCE	0	0	0	0	0	2,949	2,949	0	0	-2,949	0%
101	52500	212	EMPLOYER MEDICARE	1,022	627	-395	8,549	3,141	2,913	-228	0	9,920	7,007	29%
101	52500	299	OTHER FRINGE BENEFITS	0	0	0	63	141	0	-141	0	400	400	0%
101	52500	307	COMMUNICATION (CO. CLK.)	26	13	-13	309	98	117	19	0	360	243	32%
101	52500	312	CONTRACTS - PRIVATE AGENCIES	84	90	6	983	246	711	465	581	1,340	48	96%
101	52500	320	DUES AND MEMBERSHIPS (CO CLK	0	0	0	988	788	903	115	0	1,103	200	82%

Fnd	Acct	Obj	Account Level Description	October 2021-22	October 2022-23	MONTHLY DIFFERENCE	2021-22 TOTAL EXP	2021-22 YTD	2022-23 YTD	YTD DIFFERENCE	2022-23 OPEN POS	2022-23 BUDGET	REMAINING BUDGET	% BUDGET USED
101			GENERAL FUND											
52500			COUNTY CLERK'S OFFICE											
000			-											
101	52500	334	MAINTENANCE AGREEMENTS	115	127	12	36,879	35,659	40,657	4,998	928	37,106	-4,480	112%
101	52500	334	MAINTENANCE AGREEMENT/DISCOU	0	0	0	0	0	-6,028	-6,028	0	0	6,028	0%
101	52500	335	MAINTENANCE AND REPAIR BLDG	0	0	0	180	0	0	0	0	200	200	0%
101	52500	337	MAINTENANCE & REPAIR - OFF E	0	0	0	263	0	0	0	0	0	0	0%
101	52500	348	POSTAL CHARGES (CO CLERK)	0	0	0	81,127	21,838	51,720	29,881	0	60,000	8,280	86%
101	52500	349	PRINTING	0	0	0	0	0	0	0	0	500	500	0%
101	52500	350	INTERNET CONNECTIVITY	263	153	-111	3,235	1,166	610	-556	0	1,830	1,220	33%
101	52500	351	RENTALS (CO CLERK)	2,227	2,030	-196	28,143	11,097	10,716	-381	17,475	28,457	266	99%
101	52500	351	DISCOUNTS TAKEN	0	0	0	-3	0	-1	-1	0	0	1	0%
101	52500	355	TRAVEL (CO CLERK)	201	204	3	2,251	650	1,250	601	0	1,900	650	66%
101	52500	411	DATA PROCESSING SUPPLIES	0	0	0	4,746	705	120	-585	0	5,000	4,880	2%
101	52500	414	DUPLICATING SUPPLIES	0	0	0	2,240	0	1,436	1,436	811	3,325	1,078	68%
101	52500	415	ELECTRICITY	118	343	225	1,730	472	868	396	0	2,000	1,132	43%
101	52500	434	NATURAL GAS	0	71	71	897	66	116	50	0	800	684	15%
101	52500	435	OFFICE SUPPLIES (CO CLERK)	260	1,208	948	5,054	847	2,111	1,264	0	4,600	2,489	46%
101	52500	513	WORKMAN'S COMPENSATION INSUR	0	1,287	1,287	0	0	1,287	1,287	0	0	-1,287	0%
101	52500	530	FINES, ASSESSMENTS, PENALTIE	0	0	0	66	30	0	-30	0	0	0	0%
101	52500	799	OTHER CAPITAL OUTLAY	0	0	0	1,083	0	0	0	0	43,410	43,410	0%
101	52500	---		107,936	73,805	-34,130	1,117,832	414,373	423,752	9,380	19,795	1,207,634	764,086	37%
811			COUNTY CLERK CERTIF OF TITLE											
101	52500	317	DATA PROCESSING SERVICES	0	0	0	900	0	0	0	0	0	0	0%
101	52500	411	DATA PROCESSING SUPPLIES	528	0	-528	5,745	1,010	1,174	164	27,302	0	-28,475	0%
101	52500	435	OFFICE SUPPLIES	0	1,170	1,170	1,925	175	2,539	2,364	2,580	0	-5,119	0%
101	52500	---		528	1,170	642	8,570	1,185	3,713	2,528	29,882	0	-33,594	0%
101	52500	---		108,464	74,975	-33,488	1,126,402	415,558	427,465	11,908	49,677	1,207,634	730,492	40%
				=====	=====	=====	=====	=====	=====	=====	=====	=====	=====	=====

Fnd	Acct	Obj	Account Level Description	October 2021-22	October 2022-23	MONTHLY DIFFERENCE	2021-22 TOTAL EXP	2021-22 YTD	2022-23 YTD	YTD DIFFERENCE	2022-23 OPEN POS	2022-23 BUDGET	REMAINING BUDGET	% BUDGET USED
101			GENERAL FUND											
53100			CIRCUIT COURT											
000			-											
101	53100	101	COUNTY OFFICIAL	16,532	9,897	-6,635	119,006	43,599	39,588	-4,011	0	118,765	79,177	33%
101	53100	106	DEPUTIES	137,080	95,916	-41,164	1,251,812	411,656	432,967	21,310	0	1,280,136	847,170	34%
101	53100	106	VACATION PAYOUT	0	0	0	4,342	2,601	0	-2,601	0	0	0	0%
101	53100	169	PART'TIME PERSONNEL	599	1,295	696	12,955	3,568	4,882	1,314	0	16,772	11,890	29%
101	53100	187	OVERTIME PAY	0	0	0	8,033	0	0	0	0	12,000	12,000	0%
101	53100	188	BONUS PAYMENTS	0	0	0	34,381	34,381	0	-34,381	0	0	0	0%
101	53100	201	SOCIAL SECURITY	9,135	6,224	-2,911	83,462	29,046	27,926	-1,120	0	88,520	60,594	32%
101	53100	201	VACATION PAYOUT	0	0	0	105	0	0	0	0	0	0	0%
101	53100	204	PENSIONS	13,098	10,802	-2,296	115,681	38,859	48,073	9,214	0	169,740	121,667	28%
101	53100	205	EMPLOYEE AND DEPENDENT INSUR	38,769	38,939	170	467,845	154,873	156,197	1,324	0	509,900	353,703	31%
101	53100	205		0	0	0	176	0	0	0	0	0	0	0%
101	53100	206	LIFE INSURANCE	0	0	0	4,910	0	0	0	0	0	0	0%
101	53100	212	EMPLOYER MEDICARE	2,136	1,456	-681	19,520	6,793	6,531	-262	0	20,710	14,179	32%
101	53100	212	VACATION PAYOUT	0	0	0	25	0	0	0	0	0	0	0%
101	53100	299	OTHER FRINGE BENEFITS	0	0	0	15	234	0	-234	0	300	300	0%
101	53100	307	COMMUNICATION	109	6	-103	848	315	20	-295	0	3,750	3,730	1%
101	53100	312	CONTRACTS - PRIVATE AGENCIES	96	1,157	1,061	984	256	1,292	1,036	723	3,600	1,585	56%
101	53100	320	DUES AND MEMBERSHIPS	0	0	0	788	788	1,128	340	0	1,200	72	94%
101	53100	334	MAINTENANCE AGREEMENTS	420	462	42	63,580	59,520	63,336	3,816	7,674	92,000	20,991	77%
101	53100	348	POSTAL CHARGES (CIRCUIT CRT)	0	0	0	12,235	0	0	0	12,000	12,000	0	100%
101	53100	349	PRINTING	0	40	40	4,671	32	1,431	1,399	0	7,500	6,069	19%
101	53100	351	RENTALS (CIRCUIT CRT)	385	385	0	4,984	2,118	1,749	-369	3,557	5,310	4	100%
101	53100	355	TRAVEL (CIRCUIT CRT)	112	0	-112	3,095	112	0	-112	0	5,000	5,000	0%
101	53100	356	TUITION	0	0	0	765	765	765	0	0	1,000	235	77%
101	53100	411	DATA PROCESSING SUPPLIES	617	413	-204	6,357	1,190	3,099	1,909	917	10,000	5,985	40%
101	53100	414	DUPLICATING SUPPLIES	0	0	0	4,395	870	1,168	298	0	5,000	3,832	23%
101	53100	435	OFFICE SUPPLIES (CIRCUIT CRT)	3,537	917	-2,620	10,750	4,467	1,580	-2,887	1,568	15,000	11,851	21%
101	53100	437	PERIODICALS (CIRCUIT CRT)	0	568	568	454	454	568	113	932	1,500	0	100%
101	53100	499	OTHER SUPPLIES AND MATERIALS	0	0	0	0	0	0	0	0	700	700	0%
101	53100	513	WORKMAN'S COMPENSATION INSUR	0	2,769	2,769	0	0	2,769	2,769	0	0	-2,769	0%
101	53100	515	LIABILITY CLAIMS	0	0	0	500	0	0	0	0	0	0	0%
101	53100	599	OTHER CHARGES (CIRCUIT CRT)	0	0	0	0	0	0	0	0	1,500	1,500	0%
101	53100	709	DATA PROCESSING EQUIPMENT	0	0	0	9,261	2,577	0	-2,577	0	5,000	5,000	0%
101	53100	711	FURNITURE AND FIXTURES	0	0	0	3,795	0	0	0	0	0	0	0%
101	53100	---		222,625	171,246	-51,380	2,249,730	799,074	795,069	-4,007	27,371	2,386,903	1,564,465	34%

Fnd Acct	Obj	Account Level Description	October 2021-22	October 2022-23	MONTHLY DIFFERENCE	2021-22 TOTAL EXP	2021-22 YTD	2022-23 YTD	YTD DIFFERENCE	2022-23 OPEN POS	2022-23 BUDGET	REMAINING BUDGET	% BUDGET USED
101		GENERAL FUND											
53100		CIRCUIT COURT											
815		DATA PROCESSING - CIRCUIT COUR											
101 53100 709		DATA PROCESSING - CIRCUIT CO	0	0	0	1,120	0	0	0	0	1,800	1,800	0%
101 53100 ---			0	0	0	1,120	0	0	0	0	1,800	1,800	0%
101 53100 ---			222,625	171,246	-51,380	2,250,850	799,074	795,069	-4,007	27,371	2,388,703	1,566,265	34%
			=====	=====	=====	=====	=====	=====	=====	=====	=====	=====	=====
53110		CIRCUIT COURT (STATE) JUDGE											
000		-											
101 53110 435		OFFICE SUPPLIES	0	0	0	0	0	163	163	0	0	-163	0%
101 53110 ---			0	0	0	0	0	163	163	0	0	-163	0%
101 53110 ---			0	0	0	0	0	163	163	0	0	-163	0%
			=====	=====	=====	=====	=====	=====	=====	=====	=====	=====	=====
53310		GENERAL SESSIONS JUDGE											
000		-											
101 53310 102		JUDGE(S)	44,008	46,077	2,068	528,099	176,033	184,307	8,274	0	552,920	368,613	33%
101 53310 169		PART'TIME PERSONNEL	1,575	0	-1,575	5,855	3,769	4,013	244	0	20,600	16,588	19%
101 53310 188		BONUS PAYMENTS	0	0	0	114	114	0	-114	0	0	0	0%
101 53310 201		SOCIAL SECURITY	2,584	2,801	216	26,820	10,702	11,216	513	0	35,560	24,344	32%
101 53310 204		PENSIONS	4,229	5,543	1,314	50,751	16,917	22,172	5,255	0	66,520	44,348	33%
101 53310 205		EMPLOYEE AND DEPENDENT INSUR	4,067	4,857	790	48,803	16,268	18,499	2,232	0	52,800	34,301	35%
101 53310 212		EMPLOYER MEDICARE	649	655	6	7,609	2,563	2,681	118	0	8,320	5,639	32%
101 53310 320		DUES AND MEMBERSHIPS	0	0	0	3,831	750	825	75	0	4,000	3,175	21%
101 53310 333		LICENSES	0	0	0	174	174	170	-4	0	1,000	830	17%
101 53310 337		MAINTENANCE & REPAIR - OFF E	0	0	0	0	0	0	0	0	1,000	1,000	0%
101 53310 355		TRAVEL	1,220	1,360	140	1,544	1,544	5,234	3,690	0	10,000	4,766	52%
101 53310 356		REGISTRATION FEES	0	0	0	990	900	450	-450	0	1,000	550	45%
101 53310 399		OTHER CONTRACTED SERVICES	0	0	0	0	0	225	225	0	0	-225	0%
101 53310 414		DUPLICATING SUPPLIES (SESSIO	0	0	0	0	0	0	0	0	100	100	0%
101 53310 435		OFFICE SUPPLIES	0	0	0	468	0	0	0	204	1,500	1,296	14%
101 53310 437		PERIODICALS	0	568	568	491	454	568	113	1,432	2,000	0	100%
101 53310 499		OTHER SUPPLIES AND MATERIALS	0	0	0	0	0	0	0	0	1,000	1,000	0%
101 53310 513		WORKMAN'S COMPENSATION INSUR	0	1,025	1,025	0	0	1,025	1,025	0	0	-1,025	0%

Fnd	Acct	Obj	Account Level Description	October 2021-22	October 2022-23	MONTHLY DIFFERENCE	2021-22 TOTAL EXP	2021-22 YTD	2022-23 YTD	YTD DIFFERENCE	2022-23 OPEN POS	2022-23 BUDGET	REMAINING BUDGET	% BUDGET USED
101			GENERAL FUND											
53310			GENERAL SESSIONS JUDGE											
000			-											
101	53310	530	FINES, ASSESSMENTS, PENALTIE	0	0	0	1	1	0	-1	0	0	0	0%
101	53310	---		58,332	62,886	4,552	675,550	230,189	251,385	21,195	1,636	758,320	505,300	33%
101	53310	---		58,332	62,886	4,552	675,550	230,189	251,385	21,195	1,636	758,320	505,300	33%
=====														
53330			DRUG COURT											
000			-											
101	53330	312	CONTRACTS WITH PRIVATE AGENC	1,250	1,250	0	15,000	3,750	3,893	143	0	15,000	11,107	26%
101	53330	---		1,250	1,250	0	15,000	3,750	3,893	143	0	15,000	11,107	26%
241			RECOVERY COURT COST-REIMB											
101	53330	130	SOCIAL WORKERS/RECOVERY COUR	4,615	3,231	-1,384	40,148	12,614	14,462	1,849	0	42,156	27,694	34%
101	53330	201	SOCIAL SEC/RECOVERY COURT	278	192	-86	2,407	766	864	98	0	2,620	1,756	33%
101	53330	204	PENSIONS/RECOVERY COURT	0	389	389	2,088	0	1,740	1,740	0	5,090	3,350	34%
101	53330	205	HEALTH INS/RECOVERY COURT	618	667	49	6,178	1,236	2,669	1,433	0	8,100	5,431	33%
101	53330	212	EMP MEDICARE/RECOVERY COURT	65	45	-20	563	179	202	23	0	620	418	33%
101	53330	312	CONTRACTS PRIV/RECOVERY COUR	85	3,499	3,414	14,015	648	7,385	6,737	0	5,000	-2,385	148%
101	53330	312	CONTRACTS/BABY DOE FUNDS	0	0	0	0	0	0	0	0	21,000	21,000	0%
101	53330	320	DUES & MEMBER/RECOVERY COURT	0	0	0	400	200	0	-200	0	200	200	0%
101	53330	355	TRAVEL/RECOVERY COURT	968	84	-883	1,888	1,154	1,994	840	0	1,700	-294	117%
101	53330	355	TRAVEL/BABY DOE FUNDS	0	0	0	0	0	0	0	0	8,000	8,000	0%
101	53330	356	TUITION/RECOVERY COURT	0	0	0	1,790	0	0	0	0	1,600	1,600	0%
101	53330	356	TUITION/BABY DOE FUNDS	0	0	0	0	0	0	0	0	2,000	2,000	0%
101	53330	413	DRUG TESTING/RECOVERY COURT	690	0	-690	5,195	690	0	-690	0	1,400	1,400	0%
101	53330	413	DRUG TESTING/BABY DOE FUNDS	0	0	0	0	0	0	0	0	2,750	2,750	0%
101	53330	435	OFFICE SUPPLIES/RECOVERY COU	0	642	642	0	0	642	642	48	200	-490	345%
101	53330	499	OTHER SUPPORT/RECOVERY GRANT	393	1,065	672	3,924	1,062	2,266	1,204	0	33,066	30,800	7%
101	53330	513	WORKMAN'S COMPENSATION INSUR	0	57	57	0	0	57	57	0	0	-57	0%
101	53330	---		7,712	9,871	2,160	78,596	18,549	32,281	13,733	48	135,502	103,173	24%
101	53330	---		8,962	11,121	2,160	93,596	22,299	36,174	13,876	48	150,502	114,280	24%
=====														

Fnd	Acct	Obj	Account Level Description	October 2021-22	October 2022-23	MONTHLY DIFFERENCE	2021-22 TOTAL EXP	2021-22 YTD	2022-23 YTD	YTD DIFFERENCE	2022-23 OPEN POS	2022-23 BUDGET	REMAINING BUDGET	% BUDGET USED
101			GENERAL FUND											
53400			CHANCERY COURT											
000			-											
101	53400	101	COUNTY OFFICIAL	16,532	9,897	-6,635	119,006	43,599	39,588	-4,011	0	118,765	79,177	33%
101	53400	106	DEPUTIES	45,165	29,424	-15,741	368,039	130,656	131,619	963	0	415,895	284,276	32%
101	53400	169	PART'TIME PERSONNEL	0	0	0	3,712	0	502	502	0	15,000	14,499	3%
101	53400	188	BONUS PAYMENTS	0	0	0	10,749	10,749	0	-10,749	0	0	0	0%
101	53400	201	SOCIAL SECURITY	3,722	2,334	-1,388	29,892	11,057	10,230	-827	0	34,080	23,850	30%
101	53400	204	PENSIONS	5,496	4,730	-766	45,314	16,313	20,596	4,283	0	64,320	43,724	32%
101	53400	205	EMPLOYEE AND DEPENDENT INSUR	9,987	10,144	157	113,588	39,948	40,577	629	0	121,800	81,223	33%
101	53400	212	EMPLOYER MEDICARE	870	546	-325	6,991	2,586	2,393	-193	0	7,980	5,587	30%
101	53400	307	COMMUNICATION	53	34	-19	637	159	140	-19	0	1,000	860	14%
101	53400	312	CONTRACTS - PRIVATE AGENCIES	17	44	27	304	76	149	72	301	700	250	64%
101	53400	320	DUES & MEMBERSHIPS	0	0	0	1,003	788	903	115	0	1,000	97	90%
101	53400	332	LEGAL NOTICES	1,830	83	-1,748	34,915	9,300	10,815	1,515	24,000	42,000	7,185	83%
101	53400	333	LICENSES	0	0	0	0	0	0	0	0	600	600	0%
101	53400	334	MAINTENANCE AGREEMENTS	0	605	605	56,152	16,638	17,622	985	39,258	57,500	620	99%
101	53400	348	POSTAL CHARGES (CHANCERY)	0	0	0	3,871	2,500	1,200	-1,300	0	5,400	4,200	22%
101	53400	351	RENTALS (CHANCERY)	0	0	0	4,014	4,014	4,014	0	0	5,000	986	80%
101	53400	356	REGISTRATION FEES	0	0	0	0	0	0	0	0	500	500	0%
101	53400	411	DATA PROCESSING SUPPLIES	0	0	0	130	0	0	0	0	1,000	1,000	0%
101	53400	414	DUPLICATING SUPPLIES (CHANCE	290	0	-290	1,200	580	390	-190	415	1,200	395	67%
101	53400	435	OFFICE SUPPLIES (CHANCERY)	4,043	92	-3,951	9,911	4,089	2,173	-1,916	689	10,000	7,138	29%
101	53400	437	PERIODICALS (CHANCERY)	839	550	-288	1,377	1,330	597	-733	1,216	1,800	-13	101%
101	53400	437	PERIODICALS/DISCOUNTS TAKEN	0	0	0	0	0	0	0	0	0	0	0%
101	53400	513	WORKMAN'S COMPENSATION INSUR	0	946	946	0	0	946	946	0	0	-946	0%
101	53400	790	CHANCERY COURT EQUIPMENT	0	0	0	847	0	0	0	0	0	0	0%
101	53400	---		88,844	59,429	-29,416	811,652	294,382	284,454	-9,928	65,879	905,540	555,208	39%
101	53400	---		88,844	59,429	-29,416	811,652	294,382	284,454	-9,928	65,879	905,540	555,208	39%
=====														
53600			DISTRICT ATTORNEY GENERAL											
000			-											
101	53600	169	PART'TIME PERSONNEL	621	0	-621	0	928	1,244	316	0	0	-1,244	0%
101	53600	188	BONUS PAYMENTS	0	0	0	274	0	0	0	0	0	0	0%
101	53600	201	SOCIAL SECURITY (D.A. GRANT)	0	0	0	0	0	63	63	0	0	-63	0%
101	53600	212	EMPLOYER MEDICARE (D.A.)	9	0	-9	4	13	18	5	0	0	-18	0%

Fnd	Acct	Obj	Account Level Description	October 2021-22	October 2022-23	MONTHLY DIFFERENCE	2021-22 TOTAL EXP	2021-22 YTD	2022-23 YTD	YTD DIFFERENCE	2022-23 OPEN POS	2022-23 BUDGET	REMAINING BUDGET	% BUDGET USED
101			GENERAL FUND											
53600			DISTRICT ATTORNEY GENERAL											
000			-											
101	53600	309	CONTRACTS WITH GOVERNMENT AG	5,824	5,824	0	69,882	29,118	29,118	0	0	70,000	40,883	42%
101	53600	331	LEGAL SERVICES	0	0	0	7,250	7,250	0	-7,250	0	0	0	0%
101	53600	---		6,454	5,824	-630	77,410	37,309	30,443	-6,866	0	70,000	39,558	43%
101	53600	---		6,454	5,824	-630	77,410	37,309	30,443	-6,866	0	70,000	39,558	43%
=====														
53900			OTHER ADMIN OF JUSTICE											
000			-											
101	53900	169	PART-TIME PERSONNEL	3,687	1,362	-2,325	29,639	10,789	7,237	-3,553	0	33,416	26,179	22%
101	53900	188	BONUS PAYMENTS	0	0	0	441	441	0	-441	0	0	0	0%
101	53900	194	JURY AND WITNESS EXPENSE	0	0	0	16,473	3,764	838	-2,926	0	30,000	29,162	3%
101	53900	199	OTHER PER DIEM & FEES	0	0	0	4,361	1,185	0	-1,185	0	0	0	0%
101	53900	201	SOCIAL SECURITY	220	69	-151	1,732	674	403	-271	0	2,080	1,677	19%
101	53900	205	EMPLOYEE AND DEPENDENT INSUR	1,212	1,309	97	12,943	3,246	3,927	682	0	15,800	11,873	25%
101	53900	212	EMPLOYER MEDICARE	52	16	-35	405	158	94	-63	0	490	396	19%
101	53900	322	EVALUATION AND TESTING	1,100	0	-1,100	9,450	3,500	1,013	-2,487	0	11,000	9,987	9%
101	53900	332	LGL.NOTICES	401	170	-231	84,346	-198	260	458	1,160	97,000	95,580	1%
101	53900	349	PRINTING	0	0	0	0	0	0	0	0	600	600	0%
101	53900	399	OTHER CONTRACTED SERVICES	0	354	354	0	0	924	924	0	9,500	8,576	10%
101	53900	421	FOOD PREPARATION SUPPLIES	0	0	0	0	0	0	0	150	150	0	100%
101	53900	422	FOOD SUPPLIES	-31	0	31	219	32	0	-32	350	350	0	100%
101	53900	435	OFFICE SUPPLIES (JUSTICE ADM	0	0	0	40	0	0	0	0	500	500	0%
101	53900	499	OTHER SUPPLIES AND MATERIALS	0	0	0	123	123	0	-123	0	1,000	1,000	0%
101	53900	513	WORKMAN'S COMPENSATION INSUR	0	114	114	0	0	114	114	0	0	-114	0%
101	53900	599	OTHER CHARGES (JUSTICE ADM)	0	0	0	0	0	0	0	0	400	400	0%
101	53900	---		6,641	3,394	-3,246	160,172	23,714	14,810	-8,903	1,660	202,286	185,816	8%
101	53900	---		6,641	3,394	-3,246	160,172	23,714	14,810	-8,903	1,660	202,286	185,816	8%
=====														

Account Level		October	October	MONTHLY	2021-22	2021-22	2022-23	YTD	2022-23	2022-23	REMAINING	% BUDGET
Fnd Acct	Obj Description	2021-22	2022-23	DIFFERENCE	TOTAL EXP	YTD	YTD	DIFFERENCE	OPEN POS	BUDGET	BUDGET	USED
101	GENERAL FUND											
53920	COURTROOM SECURITY											
000	-											
101 53920 106	DEPUTY(IES)	43,174	26,592	-16,581	369,225	134,626	119,729	-14,897	0	502,600	382,871	24%
101 53920 115	SERGEANT(S)	6,470	4,794	-1,677	58,304	19,861	21,803	1,942	0	66,400	44,597	33%
101 53920 140	SALARY SUPPLEMENTS	0	0	0	0	0	0	0	0	7,200	7,200	0%
101 53920 187	OVERTIME PAY	0	0	0	0	0	0	0	0	50,000	50,000	0%
101 53920 188	BONUS PAYMENTS	0	0	0	11,476	11,476	0	-11,476	0	0	0	0%
101 53920 201	SOCIAL SECURITY	2,965	1,842	-1,123	25,907	9,838	8,370	-1,469	0	35,290	26,920	24%
101 53920 204	PENSIONS	4,771	3,776	-995	39,601	14,196	17,026	2,830	0	68,457	51,431	25%
101 53920 205	EMPLOYEE AND DEPENDENT INSUR	10,441	9,275	-1,166	116,953	41,764	37,100	-4,665	0	119,400	82,300	31%
101 53920 212	EMPLOYER MEDICARE	693	431	-263	6,059	2,301	1,957	-344	0	8,251	6,294	24%
101 53920 299	OTHER FRINGE BENEFITS	0	0	0	168	0	168	168	0	0	-168	0%
101 53920 513	WORKMAN'S COMPENSATION INSUR	0	12,717	12,717	0	0	12,717	12,717	0	0	-12,717	0%
101 53920 ---		68,514	59,427	-9,088	627,693	234,062	218,870	-15,194	0	857,598	638,728	26%
258	THSO GRANT Z22THS351											
101 53920 106	THSO SATURATION GRANT FY22	0	0	0	0	0	442	442	0	0	-442	0%
101 53920 201	THSO SATURATION GRANT FY22	0	0	0	0	0	27	27	0	0	-27	0%
101 53920 204	THSO SATURATION GRANT FY22	0	0	0	0	0	53	53	0	0	-53	0%
101 53920 212	THSO SATURATION GRANT FY22	0	0	0	0	0	6	6	0	0	-6	0%
101 53920 ---		0	0	0	0	0	528	528	0	0	-528	0%
101 53920 ---		68,514	59,427	-9,088	627,693	234,062	219,398	-14,666	0	857,598	638,200	26%
53930	VICTIM ASSISTANCE PROGRAMS											
000	-											
101 53930 316	CONTRIBUTION TO JC	11,914	14,557	2,643	47,846	11,914	14,557	2,643	0	45,000	30,443	32%
101 53930 ---		11,914	14,557	2,643	47,846	11,914	14,557	2,643	0	45,000	30,443	32%
101 53930 ---		11,914	14,557	2,643	47,846	11,914	14,557	2,643	0	45,000	30,443	32%

Fnd	Acct	Obj	Account Level Description	October 2021-22	October 2022-23	MONTHLY DIFFERENCE	2021-22 TOTAL EXP	2021-22 YTD	2022-23 YTD	YTD DIFFERENCE	2022-23 OPEN POS	2022-23 BUDGET	REMAINING BUDGET	% BUDGET USED
101			GENERAL FUND											
54110			SHERIFF'S DEPARTMENT											
000			-											
101	54110	101	COUNTY OFFICIAL	8,110	11,976	3,865	111,302	29,944	47,902	17,958	0	143,706	95,804	33%
101	54110	106	DEPUTIES	297,863	240,571	-57,292	2,720,348	974,074	987,771	13,697	0	3,590,400	2,602,629	28%
101	54110	110	LIEUTENANT(S)	91,360	59,565	-31,795	902,759	285,015	268,074	-16,941	0	884,300	616,226	30%
101	54110	115	SERGEANT(S)	41,146	37,257	-3,889	401,969	122,636	176,524	53,888	0	477,600	301,076	37%
101	54110	140	SALARY SUPPLEMENTS	0	0	0	68,800	0	0	0	0	68,800	68,800	0%
101	54110	169	PART'TIME PERSONNEL	380	4,302	3,922	37,553	5,536	21,685	16,149	0	53,300	31,615	41%
101	54110	187	OVERTIME PAY	0	0	0	0	0	0	0	0	50,000	50,000	0%
101	54110	188	BONUS PAYMENTS	0	0	0	136,375	136,375	0	-136,375	0	0	0	0%
101	54110	189	OTHER SALARIES & WAGES	103,487	107,917	4,431	955,345	304,921	455,104	150,183	0	1,329,192	874,088	34%
101	54110	201	SOCIAL SECURITY	32,165	26,984	-5,181	311,611	109,300	115,175	5,875	0	413,362	298,187	28%
101	54110	204	PENSIONS	51,072	53,067	1,995	448,555	155,159	225,545	70,386	0	795,641	570,096	28%
101	54110	205	EMPLOYEE AND DEPENDENT INSUR	117,276	134,175	16,899	1,420,586	488,246	513,445	25,199	0	1,499,608	986,163	34%
101	54110	206	LIFE INSURANCE	0	0	0	8,555	3,615	2,695	-920	0	0	-2,695	0%
101	54110	210	UNEMPLOYMENT COMPENSATION	0	0	0	4,675	0	0	0	0	0	0	0%
101	54110	212	EMPLOYER MEDICARE	7,522	6,311	-1,212	73,318	25,562	26,936	1,374	0	96,674	69,738	28%
101	54110	299	OTHER FRINGE BENEFITS	0	0	0	15,017	2,481	2,148	-333	0	12,000	9,852	18%
101	54110	302	ADVERTISING	0	0	0	3,306	0	0	0	0	0	0	0%
101	54110	307	COMMUNICATION (SHERIFF DEPT)	0	7,767	7,767	85,963	11,145	30,418	19,273	0	90,000	59,582	34%
101	54110	309	CONTRACTS WITH GOVERNMENT AG	1,335	0	-1,335	6,340	2,670	0	-2,670	0	12,500	12,500	0%
101	54110	312	CONTRACTS - PRIVATE AGENCIES	37	3,900	3,863	5,075	224	5,663	5,439	1,700	17,900	10,537	41%
101	54110	317	DATA PROCESSING SERVICES	0	0	0	599	0	0	0	0	1,800	1,800	0%
101	54110	319	CONFIDENTIAL DRUG ENFORCEMEN	0	3,500	3,500	0	0	3,500	3,500	0	3,500	0	100%
101	54110	320	DUES AND MEMBERSHIPS	300	0	-300	4,522	3,825	3,578	-248	0	5,400	1,823	66%
101	54110	322	EVALUATION AND TESTING	1,050	0	-1,050	16,000	1,050	0	-1,050	2,000	6,000	4,000	33%
101	54110	327	FREIGHT EXPENSES (SHERIFF)	0	0	0	1,000	270	179	-91	835	1,200	186	84%
101	54110	332	LGL.NOTICES	0	0	0	0	0	0	0	0	1,000	1,000	0%
101	54110	333	LICENSES	0	102	102	449	156	102	-54	0	800	698	13%
101	54110	334	MAINTENANCE AGREEMENTS	10,819	3,842	-6,978	134,716	56,516	58,653	2,137	214,364	294,000	20,982	93%
101	54110	336	MAINTENANCE & REPAIR - EQUIP	0	110	110	2,620	0	1,549	1,549	1,011	3,500	940	73%
101	54110	338	MAINTENANCE & REPAIR - VEHIC	349	0	-349	25,970	4,380	4,009	-371	4,208	36,131	27,915	23%
101	54110	340	MEDICAL AND DENTAL SERVICES	0	150	150	4,622	409	1,019	610	481	5,000	3,500	30%
101	54110	348	POSTAL CHARGES (SHERIFF)	1,000	1,500	500	4,050	2,000	1,718	-282	0	5,000	3,282	34%
101	54110	349	PRINTING	67	470	403	5,141	1,277	1,186	-91	1,860	7,000	3,954	44%
101	54110	351	RENTALS (SHERIFF)	4,216	5,984	1,768	45,843	18,225	26,959	8,734	38,594	67,100	1,546	98%
101	54110	351	DISCOUNTS TAKEN	0	-4	-4	-3	0	-7	-7	0	0	7	0%
101	54110	353	TOWING SERVICES	0	0	0	0	0	0	0	150	0	-150	0%

Fnd	Acct	Obj	Account Level Description	October 2021-22	October 2022-23	MONTHLY DIFFERENCE	2021-22 TOTAL EXP	2021-22 YTD	2022-23 YTD	YTD DIFFERENCE	2022-23 OPEN POS	2022-23 BUDGET	REMAINING BUDGET	% BUDGET USED
101			GENERAL FUND											
54110			SHERIFF'S DEPARTMENT											
000			-											
101	54110	355	TRAVEL (SHERIFF)	-11	1,741	1,752	12,246	4,748	15,884	11,136	0	19,000	3,116	84%
101	54110	356	REGISTRATION FEES/TUITION	1,500	150	-1,350	25,953	3,606	12,702	9,096	0	30,000	17,299	42%
101	54110	357	VETERINARY SERVICES	0	0	0	6,000	201	0	-201	3,000	6,000	3,000	50%
101	54110	399	OTHER CONTRACTED SERVICES	0	0	0	0	0	0	0	0	2,000	2,000	0%
101	54110	401	ANIMAL FOOD AND SUPPLIES	0	484	484	4,750	276	1,542	1,265	1,458	5,000	2,000	60%
101	54110	411	DATA PROCESSING SUPPLIES	6,137	88	-6,049	19,189	9,179	1,037	-8,143	969	26,519	24,513	8%
101	54110	414	DUPLICATING SUPPLIES (SHERIF	0	0	0	736	0	0	0	415	1,500	1,085	28%
101	54110	422	FOOD SUPPLIES	0	0	0	43	0	0	0	0	1,000	1,000	0%
101	54110	424	GARAGE SUPPLIES (SHERIFF)	1,255	973	-282	11,624	2,674	3,356	682	975	12,000	7,669	36%
101	54110	425	GASOLINE (SHERIFF)	23,446	24,221	776	337,503	65,681	74,948	9,266	135,435	470,000	259,617	45%
101	54110	429	INSTR. SUPPLIES & MATERIALS	0	184	184	0	0	184	184	0	2,000	1,816	9%
101	54110	431	LAW ENFORCEMENT SUPP (SHERIF	8,516	2,940	-5,576	98,005	17,855	9,625	-8,229	36,631	80,000	33,744	58%
101	54110	433	LUBRICANTS (SHERIFF)	0	0	0	8,651	0	0	0	0	8,000	8,000	0%
101	54110	433	DISCOUNTS TAKEN	0	0	0	-32	0	0	0	0	0	0	0%
101	54110	435	OFFICE SUPPLIES (SHERIFF)	1,143	1,646	504	4,263	1,307	3,059	1,752	1,862	6,000	1,079	82%
101	54110	437	PERIODICALS (SHERIFF)	232	0	-232	3,374	695	0	-695	0	4,400	4,400	0%
101	54110	450	TIRES & TUBES (SHERIFF)	604	77	-527	24,989	604	1,707	1,103	9,159	40,000	29,134	27%
101	54110	451	UNIFORMS (SHERIFF)	5,922	9,806	3,884	65,946	6,460	45,447	38,987	30,142	90,500	14,911	84%
101	54110	453	VEHICLE PARTS (SHERIFF)	7,480	10,910	3,430	71,268	14,932	30,687	15,755	11,242	100,000	58,071	42%
101	54110	453	VEHICLE PARTS/DISCOUNTS TAKE	0	0	0	-6	0	0	0	0	0	0	0%
101	54110	471	SOFTWARE	0	0	0	432	432	0	-432	0	0	0	0%
101	54110	499	OTHER SUPP & MATERI (SHERIFF	258	1,626	1,367	11,404	994	4,942	3,948	3,259	12,000	3,798	68%
101	54110	502	BUILDING AND CONTENTS INSURA	0	0	0	1,569	1,569	197	-1,372	0	1,600	1,403	12%
101	54110	506	LIABILITY INSURANCE	0	0	0	145,053	145,053	159,799	14,746	0	164,000	4,201	97%
101	54110	508	PREMIUMS ON CORPORATE SURETY	0	0	0	200	0	0	0	0	500	500	0%
101	54110	511	VEHICLE AND EQUIPMENT INSURA	0	0	0	71,091	71,091	78,109	7,018	0	80,000	1,891	98%
101	54110	513	WORKMAN'S COMPENSATION INSUR	0	-133,496	-133,496	0	0	122,628	122,628	0	0	-122,628	0%
101	54110	515	LIABILITY CLAIMS	1,000	0	-1,000	1,000	1,000	0	-1,000	0	1,000	1,000	0%
101	54110	530	FINES, ASSESSMENTS, PENALTIE	0	0	0	-1,420	3,508	0	-3,508	0	0	0	0%
101	54110	599	OTHER CHARGES (SHERIFF)	4,646	4,646	0	4,646	4,646	4,646	0	0	7,000	2,354	66%
101	54110	709	DATA PROCESSING EQUIPMENT	0	3,480	3,480	10,173	0	3,480	3,480	0	3,481	1	100%
101	54110	711	FURNITURE AND FIXTURES	0	425	425	0	0	425	425	632	3,500	2,442	30%
101	54110	716	LAW ENFORCEMENT EQUIPMENT	0	0	0	22,215	0	0	0	0	40,000	40,000	0%
101	54110	718	MOTOR VEHICLES	14,896	33,554	18,658	427,807	43,690	36,129	-7,561	345,380	492,240	110,731	78%
101	54110	790	OTHER EQUIPMENT	-230	0	230	0	0	0	0	0	0	0	0%

Fnd	Acct	Obj	Account Level Description	October 2021-22	October 2022-23	MONTHLY DIFFERENCE	2021-22 TOTAL EXP	2021-22 YTD	2022-23 YTD	YTD DIFFERENCE	2022-23 OPEN POS	2022-23 BUDGET	REMAINING BUDGET	% BUDGET USED
101			GENERAL FUND											
54110			SHERIFF'S DEPARTMENT											
000			--											
101	54110	---		846,348	672,901	-173,448	9,351,653	3,145,212	3,592,063	446,848	845,762	11,681,654	7,243,828	38%
210			EXTRA DETAIL - FREEDOM HALL											
101	54110	106	DEPUT/X DETAIL - FREEDOM HAL	0	195	195	0	0	195	195	0	0	-195	0%
101	54110	201	SOC SEC/X DETAIL FREEDOM HAL	0	12	12	0	0	12	12	0	0	-12	0%
101	54110	204	PENSION/X DETAIL FREEDOM HAL	0	23	23	0	0	23	23	0	0	-23	0%
101	54110	212	EMP MEDI/X DETAIL FREEDOM HA	0	3	3	0	0	3	3	0	0	-3	0%
101	54110	---		0	233	233	0	0	233	233	0	0	-233	0%
256			FY21 JUSTICE ASSISTANCE GRANT											
101	54110	716	JAG MOBILE AFIS GRANT	0	0	0	13,600	0	0	0	0	0	0	0%
101	54110	---		0	0	0	13,600	0	0	0	0	0	0	0%
258			THSO GRANT Z22THS351											
101	54110	106	THSO SATURATION GRANT FY22	0	0	0	0	0	7,110	7,110	0	0	-7,110	0%
101	54110	110	THSO SATURATION GRANT FY22	0	0	0	0	0	588	588	0	0	-588	0%
101	54110	115	THSO SATURATION GRANT FY22	0	0	0	0	0	1,034	1,034	0	0	-1,034	0%
101	54110	201	THSO SATURATION GRANT FY22	0	0	0	0	0	520	520	0	0	-520	0%
101	54110	204	THSO SATURATION GRANT FY22	0	0	0	0	0	1,051	1,051	0	0	-1,051	0%
101	54110	212	THSO SATURATION GRANT FY22	0	0	0	0	0	122	122	0	0	-122	0%
101	54110	---		0	0	0	0	0	10,425	10,425	0	0	-10,425	0%
821			ASSET FORFEITURE FUNDS											
101	54110	431	ASSET FORFEITURE FUNDS	0	0	0	0	0	5,915	5,915	0	0	-5,915	0%
101	54110	711	ASSET FORFEITURE/FURNI & FIX	0	0	0	0	0	3,816	3,816	0	0	-3,816	0%
101	54110	---		0	0	0	0	0	9,731	9,731	0	0	-9,731	0%
101	54110	---		846,348	673,134	-173,215	9,365,253	3,145,212	3,612,452	467,237	845,762	11,681,654	7,223,439	38%
				=====	=====	=====	=====	=====	=====	=====	=====	=====	=====	=====

Fnd	Acct	Obj	Account Level Description	October 2021-22	October 2022-23	MONTHLY DIFFERENCE	2021-22 TOTAL EXP	2021-22 YTD	2022-23 YTD	YTD DIFFERENCE	2022-23 OPEN POS	2022-23 BUDGET	REMAINING BUDGET	% BUDGET USED
101			GENERAL FUND											
54150			DRUG ENFORCEMENT											
000			-											
101	54150	162	CLERICAL PERSONNEL	4,020	0	-4,020	0	4,916	1,206	-3,710	0	0	-1,206	0%
101	54150	201	SOCIAL SECURITY	245	0	-245	0	298	72	-226	0	0	-72	0%
101	54150	204	PENSIONS	386	0	-386	0	472	145	-327	0	0	-145	0%
101	54150	205	EMPLOYEE AND DEPENDENT INSUR	618	0	-618	0	618	300	-318	0	0	-300	0%
101	54150	212	EMPLOYER MEDICARE	57	0	-57	0	70	17	-53	0	0	-17	0%
101	54150	---		5,326	0	-5,326	0	6,374	1,740	-4,634	0	0	-1,740	0%
101	54150	---		5,326	0	-5,326	0	6,374	1,740	-4,634	0	0	-1,740	0%
=====														
54160			ADMIN OF SEX OFFENDER REGISTRY											
000			-											
101	54160	358	REMITTANCE OF REVENUES	150	0	-150	2,800	300	50	-250	0	0	-50	0%
101	54160	---		150	0	-150	2,800	300	50	-250	0	0	-50	0%
101	54160	---		150	0	-150	2,800	300	50	-250	0	0	-50	0%
=====														
54210			JAIL											
000			-											
101	54210	106	DEPUTIES	273,507	250,702	-22,805	2,795,959	951,442	1,081,601	130,158	0	3,484,500	2,402,899	31%
101	54210	110	LIEUTENANTS (DET. CTR.)	45,873	55,786	9,912	455,994	141,527	232,593	91,066	0	532,000	299,407	44%
101	54210	115	SERGEANT(S) (DET. CTR.)	29,365	19,026	-10,340	286,242	89,676	87,073	-2,603	0	281,300	194,227	31%
101	54210	169	PART'TIME PERSONNEL	3,001	3,135	133	33,541	9,908	12,568	2,661	0	64,000	51,432	20%
101	54210	187	OVERTIME PAY	0	0	0	0	0	0	0	0	50,000	50,000	0%
101	54210	188	BONUS PAYMENTS	0	0	0	81,605	81,605	0	-81,605	0	0	0	0%
101	54210	189	OTHER SALARIES & WAGES	75,149	52,874	-22,275	695,643	229,520	248,914	19,394	0	813,500	564,586	31%
101	54210	201	SOCIAL SECURITY	25,574	22,594	-2,980	257,568	89,567	98,852	9,285	0	327,070	228,218	30%
101	54210	204	PENSIONS	35,817	33,572	-2,246	317,451	112,123	153,574	41,451	0	626,911	473,337	24%
101	54210	205	EMPLOYEE AND DEPENDENT INSUR	84,217	87,948	3,731	1,038,429	344,790	352,170	7,380	0	1,205,500	853,331	29%
101	54210	206	LIFE INSURANCE	0	0	0	3,165	0	0	0	0	0	0	0%
101	54210	210	UNEMPLOYMENT COMPENSATION	0	0	0	7,239	0	0	0	0	0	0	0%
101	54210	212	EMPLOYER MEDICARE	5,981	5,284	-697	60,242	20,951	23,119	2,168	0	76,490	53,371	30%
101	54210	299	OTHER FRINGE BENEFITS	0	0	0	717	720	441	-279	0	3,000	2,559	15%

Fnd	Acct	Obj	Account Level Description	October 2021-22	October 2022-23	MONTHLY DIFFERENCE	2021-22 TOTAL EXP	2021-22 YTD	2022-23 YTD	YTD DIFFERENCE	2022-23 OPEN POS	2022-23 BUDGET	REMAINING BUDGET	% BUDGET USED
101			GENERAL FUND											
54210			JAIL											
000			-											
101	54210	302	ADVERTISING	0	0	0	6,067	0	0	0	0	3,000	3,000	0%
101	54210	307	COMMUNICATION(DETENTION CTR)	336	425	88	4,476	1,148	1,260	112	0	8,500	7,240	15%
101	54210	310	CONTRACTS - PRISONER TRANSP	0	0	0	30,000	0	0	0	0	30,000	30,000	0%
101	54210	312	CONTRACTS WITH PRIVATE AGENC	1,260	326,016	324,756	2,437,258	564,582	768,791	204,209	942,618	1,740,985	29,577	98%
101	54210	320	DUES AND MEMBERSHIPS	0	0	0	0	0	0	0	0	300	300	0%
101	54210	333	LICENSES	0	25	25	0	0	25	25	0	0	-25	0%
101	54210	334	MAINTENANCE AGREEMENTS	31,069	6,192	-24,877	234,376	86,713	69,653	-17,060	171,622	273,803	32,528	88%
101	54210	335	MAINTENANCE & REPAIR - BLDGS	346	0	-346	27,724	6,954	0	-6,954	2,250	35,200	32,950	6%
101	54210	336	MAINTENANCE & REPAIR - EQUIP	0	0	0	19,497	3,536	211	-3,325	0	20,000	19,789	1%
101	54210	340	MEDICAL & DENTAL SERV (JAIL)	300	240	-60	18,576	1,794	8,903	7,109	1,597	26,000	15,500	40%
101	54210	347	PEST CONTROL (JAIL)	0	0	0	6,000	5,500	500	-5,000	5,500	7,000	1,000	86%
101	54210	347	DISCOUNTS TAKEN	0	0	0	-500	0	0	0	0	0	0	0%
101	54210	348	POSTAL CHARGES (JAIL)	0	0	0	0	0	0	0	0	700	700	0%
101	54210	349	PRINTING	0	0	0	2,072	0	0	0	0	4,000	4,000	0%
101	54210	350	INTERNET CONNECTIVITY	397	152	-245	1,422	1,587	607	-979	0	4,500	3,893	13%
101	54210	351	RENTALS (JAIL)	110	4,334	4,224	23,345	2,436	5,986	3,551	9,677	15,800	137	99%
101	54210	354	TRANSPORTATION (PRISONERS)	464	0	-464	1,524	829	618	-211	0	7,000	6,382	9%
101	54210	355	TRAVEL (JAIL)	288	0	-288	6,841	3,360	250	-3,110	0	8,000	7,750	3%
101	54210	356	REGISTRATION FEES	0	200	200	340	0	595	595	0	5,000	4,405	12%
101	54210	359	DISPOSAL FEES	0	886	886	9,622	1,661	2,657	996	0	10,100	7,444	26%
101	54210	410	CUSTODIAL SUPPLIES (JAIL)	9,175	6,283	-2,892	86,993	17,947	44,800	26,853	9,651	95,000	40,549	57%
101	54210	411	DATA PROCESSING SUPPLIES	0	0	0	15,228	0	674	674	0	27,462	26,788	2%
101	54210	412	DIESEL FUEL	0	0	0	501	0	0	0	0	1,200	1,200	0%
101	54210	414	DUPLICATING SUPPLIES (JAIL)	0	0	0	4,064	580	778	199	778	5,600	4,043	28%
101	54210	415	ELECTRICITY(DETENTION CTR)	25,048	28,483	3,434	255,538	82,392	103,748	21,356	0	325,000	221,252	32%
101	54210	421	FOOD PREPARATION SUPP (JAIL)	3,303	1,499	-1,804	17,564	9,300	10,169	869	0	15,000	4,831	68%
101	54210	422	FOOD SUPPLIES (JAIL)	70,547	93,716	23,169	830,821	195,622	288,726	93,103	86,274	830,000	455,000	45%
101	54210	431	LAW ENFORCEMENT SUPP (JAIL)	0	0	0	13,276	5,800	49	-5,751	0	14,500	14,451	0%
101	54210	434	NATURAL GAS(DETENTION CTR)	4,377	14,026	9,649	110,802	11,091	34,249	23,158	0	74,500	40,251	46%
101	54210	435	OFFICE SUPPLIES (JAIL)	0	0	0	11,564	64	1,419	1,355	1,046	12,078	9,613	20%
101	54210	435	DISCOUNTS TAKEN	0	0	0	-11	0	0	0	0	0	0	0%
101	54210	441	PRISONERS CLOTHING	0	385	385	25,974	4,944	4,887	-57	0	20,165	15,278	24%
101	54210	451	UNIFORMS	137	823	686	27,895	638	2,023	1,384	6,882	30,000	21,096	30%
101	54210	454	WATER AND SEWER(DETENTION CT	0	15,539	15,539	198,732	42,710	45,836	3,126	0	150,000	104,164	31%
101	54210	468	CHEMICALS	0	0	0	1,387	0	0	0	0	2,400	2,400	0%
101	54210	471	SOFTWARE	0	0	0	597	0	0	0	0	0	0	0%

Fnd	Acct	Obj	Account Level Description	October 2021-22	October 2022-23	MONTHLY DIFFERENCE	2021-22 TOTAL EXP	2021-22 YTD	2022-23 YTD	YTD DIFFERENCE	2022-23 OPEN POS	2022-23 BUDGET	REMAINING BUDGET	% BUDGET USED
101			GENERAL FUND											
54210			JAIL											
000			-											
101	54210	499	OTHER SUPP & MATERI (JAIL)	5,098	7,413	2,315	63,247	10,590	43,490	32,899	12,082	95,121	39,549	58%
101	54210	502	BUILDING AND CONTENTS INSURA	0	0	0	58,819	84,725	70,625	-14,100	0	85,000	14,375	83%
101	54210	506	LIABILITY INSURANCE	140	0	-140	484	140	0	-140	0	0	0	0%
101	54210	508	SURETY BONDS	0	50	50	0	0	50	50	0	0	-50	0%
101	54210	513	WORKMAN'S COMPENSATION INSUR	0	119,540	119,540	0	0	119,540	119,540	0	0	-119,540	0%
101	54210	515	LIABILITY CLAIMS	0	0	0	500	0	0	0	0	1,000	1,000	0%
101	54210	530	FINES, ASSESSMENTS, PENALTIE	10	0	-10	30	20	0	-20	0	0	0	0%
101	54210	707	BUILDING IMPROVEMENTS	0	0	0	0	0	0	0	6,677	6,678	2	100%
101	54210	709	DATA PROCESSING EQUIPMENT	0	0	0	21,354	0	0	0	2,841	2,841	0	100%
101	54210	711	FURNITURE AND FIXTURES	0	0	0	1,860	0	0	0	2,139	3,500	1,361	61%
101	54210	717	MAINTENANCE EQUIPMENT	0	0	0	0	0	0	0	0	2,500	2,500	0%
101	54210	790	OTHER EQUIPMENT	0	0	0	699	0	0	0	0	0	0	0%
101	54210	---		730,889	1,157,148	426,253	10,610,353	3,218,492	3,922,024	703,532	1,261,634	11,463,704	6,280,050	45%
210			EXTRA DETAIL - FREEDOM HALL											
101	54210	106	DEPUT/X DETAIL - FREEDOM HAL	0	1,905	1,905	0	0	1,905	1,905	0	0	-1,905	0%
101	54210	201	SOC SEC/X DETAIL FREEDOM HAL	0	118	118	0	0	118	118	0	0	-118	0%
101	54210	204	PENSION/X DETAIL FREEDOM HAL	0	105	105	0	0	105	105	0	0	-105	0%
101	54210	212	EMP MEDI/X DETAIL FREEDOM HA	0	28	28	0	0	28	28	0	0	-28	0%
101	54210	---		0	2,156	2,156	0	0	2,156	2,156	0	0	-2,156	0%
101	54210	---		730,889	1,159,304	428,409	10,610,353	3,218,492	3,924,180	705,688	1,261,634	11,463,704	6,277,894	45%
54240			JUVENILE SERVICES											
000			-											
101	54240	105	SUPERVISOR'DIRECTOR	6,347	4,443	-1,904	55,213	19,001	19,888	887	0	57,982	38,094	34%
101	54240	112	YOUTH SERVICE OFFICER(S)	12,490	9,401	-3,089	111,628	37,340	40,389	3,048	0	122,665	82,276	33%
101	54240	133	PARAPROFESSIONALS	5,555	0	-5,555	15,808	17,355	0	-17,355	0	0	0	0%
101	54240	188	BONUS PAYMENTS	0	0	0	5,308	5,308	0	-5,308	0	0	0	0%
101	54240	201	SOCIAL SECURITY	1,479	839	-639	11,379	4,762	3,657	-1,105	0	11,210	7,553	33%
101	54240	204	PENSIONS	1,872	1,665	-206	16,583	5,884	7,251	1,367	0	21,740	14,489	33%
101	54240	205	EMPLOYEE AND DEPENDENT INSUR	2,471	2,002	-469	24,710	9,884	8,006	-1,878	0	24,100	16,094	33%

Fnd	Acct	Obj	Account Level Description	October 2021-22	October 2022-23	MONTHLY DIFFERENCE	2021-22 TOTAL EXP	2021-22 YTD	2022-23 YTD	YTD DIFFERENCE	2022-23 OPEN POS	2022-23 BUDGET	REMAINING BUDGET	% BUDGET USED
101			GENERAL FUND											
54240			JUVENILE SERVICES											
000			-											
101	54240	206	LIFE INSURANCE	0	0	0	2,625	0	0	0	0	0	0	0%
101	54240	212	EMPLOYER MEDICARE	346	196	-150	2,661	1,114	855	-258	0	2,620	1,765	33%
101	54240	299	OTHER FRINGE BENEFITS	0	0	0	0	0	0	0	0	450	450	0%
101	54240	307	COMMUNICATION (JUVENILE SERV	186	191	5	2,229	553	573	20	0	2,000	1,427	29%
101	54240	309	CONTRACTS WITH GOVT.AGENCIES	0	0	0	4,500	0	0	0	0	4,500	4,500	0%
101	54240	310	CONTR.W'OTHER PUBLIC AGENCIE	16,837	18,956	2,119	158,977	36,963	48,547	11,584	0	168,000	119,453	29%
101	54240	312	CONTRACTS - PRIVATE AGENCIES	30	22	-8	168	57	94	37	68	150	-12	108%
101	54240	317	DATA PROCESSING SERVICES	0	0	0	0	0	0	0	3,750	3,750	0	100%
101	54240	320	DUES AND MEMBERSHIPS	0	0	0	80	80	160	80	0	950	790	17%
101	54240	334	MAINTENANCE AGREEMENTS	189	530	341	1,695	189	651	462	1,091	2,200	458	79%
101	54240	348	POSTAL CHARGES	0	0	0	577	0	0	0	3,000	3,000	0	100%
101	54240	351	RENTALS	0	156	156	624	156	747	591	0	1,500	753	50%
101	54240	355	TRAVEL (JUVENILE)	0	2,470	2,470	191	0	3,326	3,326	0	7,000	3,674	48%
101	54240	356	REGISTRATION FEES	-450	0	450	120	120	300	180	0	200	-100	150%
101	54240	413	DRUGS AND MEDICAL SUPPLIES	0	0	0	0	0	0	0	0	500	500	0%
101	54240	414	DUPLICATING SUPPLIES (JUVENI	0	0	0	174	0	138	138	0	300	162	46%
101	54240	435	OFFICE SUPPLIES (JUVENILE)	129	152	23	4,791	1,035	291	-744	1,027	8,500	7,182	16%
101	54240	513	WORKMAN'S COMPENSATION INSUR	0	3,467	3,467	0	0	3,467	3,467	0	0	-3,467	0%
101	54240	530	FINES, ASSESSMENTS, PENALTIE	0	14	14	0	0	14	14	0	0	-14	0%
101	54240	599	OTHER CHARGES	0	0	0	0	0	0	0	0	300	300	0%
101	54240	790	OTHER EQUIPMENT	0	0	0	0	0	0	0	0	4,000	4,000	0%
101	54240	---		47,481	44,504	-2,975	420,041	139,801	138,354	-1,447	8,936	447,617	300,327	33%
101	54240	---		47,481	44,504	-2,975	420,041	139,801	138,354	-1,447	8,936	447,617	300,327	33%
=====														
54250			WORK RELEASE PROGRAM											
000			-											
101	54250	191	BD & COMMITTEE MEMBERS FEES	900	720	-180	9,720	3,240	2,820	-420	0	10,800	7,980	26%
101	54250	201	SOCIAL SECURITY	56	45	-11	603	201	175	-26	0	710	535	25%
101	54250	204	PENSIONS	0	0	0	0	0	0	0	0	380	380	0%
101	54250	212	EMPLOYER MEDICARE	13	10	-3	141	47	41	-6	0	160	119	26%
101	54250	---		969	775	-194	10,464	3,488	3,036	-452	0	12,050	9,014	25%
101	54250	---		969	775	-194	10,464	3,488	3,036	-452	0	12,050	9,014	25%

Fnd	Acct	Obj	Account Level Description	October 2021-22	October 2022-23	MONTHLY DIFFERENCE	2021-22 TOTAL EXP	2021-22 YTD	2022-23 YTD	YTD DIFFERENCE	2022-23 OPEN POS	2022-23 BUDGET	REMAINING BUDGET	% BUDGET USED
101			GENERAL FUND											
54250			WORK RELEASE PROGRAM											
000			-											
=====														
54310			FIRE PREVENTION AND CONTROL											
000			-											
101	54310	316	CONTRIBUTIONS	0	236,250	236,250	990,500	274,375	517,500	243,125	0	1,011,000	493,500	51%
101	54310	---		0	236,250	236,250	990,500	274,375	517,500	243,125	0	1,011,000	493,500	51%
101	54310	---		0	236,250	236,250	990,500	274,375	517,500	243,125	0	1,011,000	493,500	51%
=====														
54410			CIVIL DEFENSE - E.M.A.											
000			-											
101	54410	105	SUPERVISOR/DIRECTOR	7,815	5,471	-2,345	67,958	23,273	24,488	1,215	0	71,393	46,905	34%
101	54410	169	PART-TIME PERSONNEL	280	0	-280	1,286	1,264	0	-1,264	0	0	0	0%
101	54410	188	BONUS PAYMENTS	0	0	0	3,121	3,121	0	-3,121	0	0	0	0%
101	54410	189	OTHER SALARIES & WAGES	4,850	3,395	-1,455	42,189	14,504	15,198	694	0	77,716	62,518	20%
101	54410	201	SOCIAL SECURITY	784	530	-254	6,877	2,539	2,381	-159	0	9,250	6,869	26%
101	54410	204	PENSIONS	1,217	1,067	-151	10,677	3,630	4,774	1,144	0	17,940	13,166	27%
101	54410	205	EMPLOYEE AND DEPENDENT INSUR	2,260	2,441	181	27,125	9,042	9,765	723	0	29,300	19,535	33%
101	54410	212	EMPLOYER MEDICARE	183	124	-59	1,608	594	557	-37	0	2,170	1,613	26%
101	54410	307	COMMUNICATION	392	258	-133	3,036	1,252	785	-467	0	11,650	10,865	7%
101	54410	312	CONTRACTS - PRIVATE AGENCIES	0	0	0	902	0	132	132	0	900	768	15%
101	54410	317	DATA PROCESSING SERVICES	0	1,588	1,588	624	624	1,588	964	0	300	-1,288	529%
101	54410	320	DUES AND MEMBERSHIPS	0	0	0	110	110	110	0	0	300	190	37%
101	54410	333	LICENSES	0	0	0	0	0	0	0	0	250	250	0%
101	54410	334	MAINTENANCE AGREEMENTS	95	83	-12	5,295	263	768	505	824	9,000	7,408	18%
101	54410	337	MAINTENANCE AND REPAIR SERVI	0	0	0	0	0	0	0	0	1,000	1,000	0%
101	54410	338	MAINTENANCE AND REPAIR SERVI	0	0	0	5,559	0	0	0	0	1,000	1,000	0%
101	54410	348	POSTAL CHARGES	0	0	0	17	0	0	0	0	50	50	0%
101	54410	349	PRINTING, STATIONERY AND FOR	0	0	0	0	0	0	0	0	800	800	0%
101	54410	350	INTERNET CONNECTIVITY	257	399	142	4,841	1,287	1,574	287	872	4,860	2,414	50%
101	54410	351	RENTALS	2,300	1,150	-1,150	13,800	4,600	4,600	0	9,200	13,800	0	100%
101	54410	355	TRAVEL	58	736	678	336	336	0	-336	0	2,500	2,500	0%
101	54410	356	TUITION	0	0	0	470	470	0	-470	0	4,350	4,350	0%

Fnd	Acct	Obj	Account Level	October	October	MONTHLY	2021-22	2021-22	2022-23	YTD	2022-23	2022-23	REMAINING	% BUDGET
			Description	2021-22	2022-23	DIFFERENCE	TOTAL EXP	YTD	YTD	DIFFERENCE	OPEN POS	BUDGET	BUDGET	USED
101			GENERAL FUND											
54410			CIVIL DEFENSE - E.M.A.											
000			-											
101	54410	410	CUSTODIAL SUPPLIES	0	0	0	226	0	0	0	0	300	300	0%
101	54410	411	DATA PROCESSING SUPPLIES	8	0	-8	4,793	8	0	-8	0	1,000	1,000	0%
101	54410	412	DIESEL FUEL	0	0	0	0	0	0	0	0	500	500	0%
101	54410	422	FOOD SUPPLIES	0	0	0	122	48	0	-48	0	700	700	0%
101	54410	425	GASOLINE	410	257	-153	4,705	1,115	886	-229	3,510	8,000	3,604	55%
101	54410	435	OFFICE SUPPLIES	0	0	0	118	118	0	-118	500	500	0	100%
101	54410	446	SMALL TOOLS	0	0	0	1,229	0	1,420	1,420	1,312	8,000	5,268	34%
101	54410	451	UNIFORMS	51	0	-51	241	51	0	-51	1,324	1,500	176	88%
101	54410	499	OTHER SUPPLIES AND MATERIALS	0	0	0	271	0	0	0	0	300	300	0%
101	54410	502	BUILDING AND CONTENTS INSURA	0	0	0	129	129	138	9	0	300	162	46%
101	54410	506	LIABILITY INSURANCE	0	0	0	321	321	344	23	0	400	56	86%
101	54410	511	INSURANCE-VEHICLE/EQUIP	0	0	0	1,321	1,321	1,868	547	0	1,300	-568	144%
101	54410	513	WORKMAN'S COMPENSATION INSUR	0	1,350	1,350	0	0	1,350	1,350	0	0	-1,350	0%
101	54410	530	FINES, ASSESSMENTS, PENALTIE	0	6	6	82	20	6	-14	0	0	-6	0%
101	54410	709	DATA PROCESSING EQUIPMENT	0	0	0	0	0	0	0	0	1,000	1,000	0%
101	54410	711	FURNITURE AND FIXTURES	0	0	0	1,645	0	0	0	0	1,150	1,150	0%
101	54410	---		20,960	18,855	-2,106	211,034	70,040	72,732	2,691	17,542	283,479	193,205	32%
101	54410	---		20,960	18,855	-2,106	211,034	70,040	72,732	2,691	17,542	283,479	193,205	32%
=====														
54420			RESCUE SQUAD & LIFE SAVING CRE											
000			-											
101	54420	316	CONTRIBUTIONS	0	0	0	86,000	43,000	43,850	850	0	87,700	43,850	50%
101	54420	---		0	0	0	86,000	43,000	43,850	850	0	87,700	43,850	50%
101	54420	---		0	0	0	86,000	43,000	43,850	850	0	87,700	43,850	50%
=====														
54490			OTHER EMERGENCY MANAGEMENT											
263			HOMELAND SECURITY GRANT 2019											
101	54490	316	HOMELAND SECURITY GRANT 2019	0	0	0	77,735	0	0	0	0	0	0	0%
101	54490	---		0	0	0	77,735	0	0	0	0	0	0	0%

Fnd	Acct	Obj	Account Level Description	October 2021-22	October 2022-23	MONTHLY DIFFERENCE	2021-22 TOTAL EXP	2021-22 YTD	2022-23 YTD	YTD DIFFERENCE	2022-23 OPEN POS	2022-23 BUDGET	REMAINING BUDGET	% BUDGET USED
101			GENERAL FUND											
54490			OTHER EMERGENCY MANAGEMENT											
264			HOMELAND SECURITY GRANT 2020											
101	54490	316	HOMELAND SECURITY GRANT 2020	0	0	0	0	0	7,517	7,517	0	128,000	120,483	6%
101	54490	---		0	0	0	0	0	7,517	7,517	0	128,000	120,483	6%
299			HAZMAT PLANNING FY2022											
101	54490	312	CONTRACT W/PRIV AGENCIES HAZ	0	0	0	20,135	0	0	0	0	0	0	0%
101	54490	---		0	0	0	20,135	0	0	0	0	0	0	0%
101	54490	---		0	0	0	97,870	0	7,517	7,517	0	128,000	120,483	6%
=====														
54610			COUNTY MEDICAL EXAMINER											
000			-											
101	54610	309	CONTRACT W/ GOVT AGENCIES	0	73,960	73,960	290,618	0	73,960	73,960	0	300,325	226,365	25%
101	54610	---		0	73,960	73,960	290,618	0	73,960	73,960	0	300,325	226,365	25%
101	54610	---		0	73,960	73,960	290,618	0	73,960	73,960	0	300,325	226,365	25%
=====														
54900			OTHER PUBLIC SAFETY											
000			-											
101	54900	105	SUPERVISOR'DIRECTOR	252	529	277	6,073	1,759	2,369	610	0	6,908	4,539	34%
101	54900	201	SOCIAL SECURITY	16	33	17	377	109	147	38	0	430	283	34%
101	54900	204	PENSIONS	24	64	39	589	169	285	116	0	840	555	34%
101	54900	212	EMPLOYER MEDICARE	4	8	4	88	25	34	9	0	110	76	31%
101	54900	316	CONTRIBUTIONS(E911)	0	0	0	975,000	325,000	358,333	33,333	0	1,085,000	726,667	33%
101	54900	---		296	634	337	982,127	327,062	361,168	34,106	0	1,093,288	732,120	33%
101	54900	---		296	634	337	982,127	327,062	361,168	34,106	0	1,093,288	732,120	33%
=====														

Fnd	Acct	Obj	Account Level Description	October 2021-22	October 2022-23	MONTHLY DIFFERENCE	2021-22 TOTAL EXP	2021-22 YTD	2022-23 YTD	YTD DIFFERENCE	2022-23 OPEN POS	2022-23 BUDGET	REMAINING BUDGET	% BUDGET USED
101			GENERAL FUND											
55110			LOCAL HEALTH CENTER											
000			-											
101	55110	131	MEDICAL PERSONNEL	25,569	18,086	-7,483	216,058	71,847	80,447	8,600	0	237,227	156,780	34%
101	55110	162	CLERICAL PERSONNEL	19,434	14,202	-5,232	175,959	58,338	67,854	9,516	0	187,670	119,816	36%
101	55110	166	CUSTODIAL PERSONNEL	2,525	1,767	-758	21,960	7,557	7,910	353	0	23,776	15,867	33%
101	55110	169	PART'TIME PERSONNEL	3,182	0	-3,182	12,994	8,856	0	-8,856	0	0	0	0%
101	55110	188	BONUS PAYMENTS	0	0	0	10,803	10,803	0	-10,803	0	0	0	0%
101	55110	189	OTHER SALARIES AND WAGES	3,877	1,835	-2,042	33,606	11,605	9,510	-2,095	0	35,128	25,618	27%
101	55110	201	SOCIAL SECURITY	3,286	2,108	-1,177	27,953	10,088	9,811	-277	0	32,223	22,412	30%
101	55110	204	PENSIONS	4,013	4,301	289	36,177	12,071	18,739	6,668	0	58,208	39,469	32%
101	55110	205	EMPLOYEE AND DEPENDENT INSUR	8,611	11,742	3,130	111,782	34,234	47,560	13,326	0	134,228	86,668	35%
101	55110	212	EMPLOYER MEDICARE	768	493	-275	6,537	2,359	2,294	-65	0	7,545	5,251	30%
101	55110	307	COMMUNICATION (HEALTH DEPT)	1,583	1,164	-419	12,112	4,747	3,611	-1,136	0	12,000	8,389	30%
101	55110	309	CONTR.W'GOV.AG.(SUPPLE.PAY)	0	0	0	0	0	0	0	0	17,400	17,400	0%
101	55110	312	CONTRACTS - PRIVATE AGENCIES	639	433	-207	3,748	1,181	921	-261	2,780	3,700	0	100%
101	55110	320	DUES AND MEMBERSHIPS	0	0	0	200	0	0	0	0	380	380	0%
101	55110	328	JANITORIAL SERVICES	1,187	2,550	1,363	14,894	3,594	3,780	186	10,720	14,500	0	100%
101	55110	330	OPERATING LEASE PAYMENTS	0	0	0	19,141	0	0	0	19,200	19,200	0	100%
101	55110	333	Licenses	0	0	0	150	0	0	0	0	0	0	0%
101	55110	334	MAINTENANCE AGREEMENTS	833	2,946	2,112	27,926	15,501	16,666	1,165	15,371	31,940	-97	100%
101	55110	335	MAINTENANCE & REPAIR - BLDGS	372	0	-372	4,877	372	571	200	1,325	2,200	304	86%
101	55110	336	MAINTENANCE & REPAIR - EQUIP	0	967	967	16,135	3,486	19,946	16,460	7,829	30,800	3,025	90%
101	55110	347	PEST CONTROL (HEALTH DEPT)	0	0	0	182	182	48	-134	452	500	0	100%
101	55110	348	POSTAL CHARGES (HEALTH DEPT)	0	0	0	5,000	3,000	5,000	2,000	0	5,000	0	100%
101	55110	349	PRINTING	0	0	0	0	0	0	0	0	1,000	1,000	0%
101	55110	350	INTERNET CONNECTIVITY	0	-275	-275	0	0	-550	-550	0	0	550	0%
101	55110	351	RENTALS (HEALTH DEPT)	726	1,014	288	15,388	5,533	3,765	-1,769	7,435	11,200	0	100%
101	55110	351	DISCOUNTS TAKEN	0	-3	-3	-29	0	-11	-11	0	0	11	0%
101	55110	355	TRAVEL (HEALTH DEPT)	26	0	-26	1,534	200	84	-115	0	2,000	1,916	4%
101	55110	359	DISPOSAL FEES	0	0	0	0	0	0	0	0	100	100	0%
101	55110	399	OTHER CONTRACTED SERVICES	2,600	10,425	7,825	16,425	6,425	19,203	12,778	17,822	97,781	60,756	38%
101	55110	410	CUSTODIAL SUPP (HEALTH DEPT)	661	0	-661	8,905	2,012	1,843	-169	0	1,844	1	100%
101	55110	413	DRUGS & MEDICAL SUPP (HEALTH	3,334	0	-3,334	36,992	7,412	7,333	-80	545	51,000	43,122	15%
101	55110	414	DUPLICATING SUPPLIES	0	0	0	0	0	0	0	2,000	2,000	0	100%
101	55110	415	ELECTRICITY (HEALTH DEPT)	4,708	5,465	757	53,149	14,810	19,152	4,341	0	51,000	31,848	38%
101	55110	434	NATURAL GAS	45	107	62	4,946	133	270	137	0	3,200	2,930	8%
101	55110	435	OFFICE SUPPLIES (HEALTH DEPT)	427	409	-18	8,324	1,731	4,265	2,534	53	12,000	7,682	36%
101	55110	454	WATER & SEWER (HEALTH DEPT)	1,185	1,034	-152	11,912	3,359	4,318	958	0	13,000	8,682	33%

Fnd	Acct	Obj	Account Level Description	October 2021-22	October 2022-23	MONTHLY DIFFERENCE	2021-22 TOTAL EXP	2021-22 YTD	2022-23 YTD	YTD DIFFERENCE	2022-23 OPEN POS	2022-23 BUDGET	REMAINING BUDGET	% BUDGET USED
101			GENERAL FUND											
55110			LOCAL HEALTH CENTER											
000			-											
101	55110	499	OTHER SUPP & MATERI (HEALTH	0	0	0	1,000	33	328	295	2,672	3,000	0	100%
101	55110	502	BUILDING AND CONTENTS INSURA	0	0	0	9,325	9,325	11,140	1,815	0	9,000	-2,140	124%
101	55110	506	LIABILITY INSURANCE	0	0	0	6,291	5,048	5,290	242	0	7,110	1,820	74%
101	55110	513	WORKMEN'S COMPENSATION INSUR	0	1,568	1,568	3,418	3,261	4,924	1,663	0	3,614	-1,310	136%
101	55110	530	FINES, ASSESSMENTS, PENALTIE	0	0	0	72	39	0	-39	0	0	0	0%
101	55110	711	FURNITURE AND FIXTURES	0	0	0	3,099	2,909	2,671	-238	0	3,000	329	89%
101	55110	712	HVAC SYSTEM	0	0	0	15,750	0	0	0	0	0	0	0%
101	55110	---		89,591	82,338	-7,255	954,695	322,051	378,693	56,639	88,204	1,125,474	658,579	41%
825			HEALTH DGA GRANT											
101	55110	162	CLERICAL PERSONNEL	20,547	11,117	-9,431	181,389	60,506	56,600	-3,906	0	202,357	145,757	28%
101	55110	188	BONUS PAYMENTS/HEALTH DGA GR	0	0	0	11,831	11,831	0	-11,831	0	0	0	0%
101	55110	189	OTHER SALARIES AND WAGES	29,704	20,075	-9,629	284,189	97,346	100,897	3,551	0	457,745	356,848	22%
101	55110	201	SOCIAL SECURITY	2,968	1,822	-1,146	27,843	9,931	9,232	-699	0	40,967	31,735	23%
101	55110	204	PENSIONS	4,262	3,511	-751	39,961	13,145	18,098	4,952	0	79,410	61,312	23%
101	55110	205	EMPLOYEE AND DEPENDENT INSUR	14,134	11,277	-2,857	168,199	57,770	51,763	-6,007	0	299,717	247,954	17%
101	55110	212	EMPLOYER MEDICARE	694	426	-268	6,512	2,323	2,159	-163	0	9,581	7,422	23%
101	55110	299	OTHER FRINGE BENEFITS	0	0	0	180	135	123	-12	0	0	-123	0%
101	55110	355	TRAVEL (HEALTH DEPT)	116	149	34	986	394	1,192	798	0	15,000	13,808	8%
101	55110	356	TUITION (HEALTH DEPT)	0	0	0	0	0	510	510	0	0	-510	0%
101	55110	399	OTHER CONTRACTED SERVICES	0	0	0	0	0	0	0	0	100	100	0%
101	55110	499	HEALTH DGA GRANT	0	0	0	75	0	0	0	0	0	0	0%
101	55110	506	LIABILITY INSURANCE	0	0	0	222	111	0	-111	0	7,600	7,600	0%
101	55110	---		72,425	48,377	-24,048	721,387	253,492	240,574	-12,918	0	1,112,477	871,903	22%
833			HEALTH CHRONIC DISEASE											
101	55110	169	HEALTH CHRONIC DISEASE	2,239	1,581	-658	19,162	6,405	7,258	853	0	26,825	19,567	27%
101	55110	188	BONUS PAYMENTS/HEALTH CDC GR	0	0	0	631	631	0	-631	0	0	0	0%
101	55110	201	HEALTH CHRONIC DISEASE	139	98	-41	1,227	436	450	14	0	1,600	1,150	28%
101	55110	212	HEALTH CHRONIC DISEASE	32	23	-10	287	102	105	3	0	375	270	28%
101	55110	499	HEALTH CHRONIC DISEASE	75	77	2	5,000	75	306	231	0	1,500	1,194	20%

Account Level		October	October	MONTHLY	2021-22	2021-22	2022-23	YTD	2022-23	2022-23	REMAINING	% BUDGET		
Fnd	Acct	Obj	Description	2021-22	2022-23	DIFFERENCE	TOTAL EXP	YTD	YTD	DIFFERENCE	OPEN POS	BUDGET	BUDGET	USED
101			GENERAL FUND											
55110			LOCAL HEALTH CENTER											
833			HEALTH CHRONIC DISEASE											
101	55110	---		2,485	1,779	-707	26,307	7,649	8,119	470	0	30,300	22,181	27%
101	55110	---		164,501	132,494	-32,010	1,702,389	583,192	627,386	44,191	88,204	2,268,251	1,552,663	32%
=====														
55120			RABIES AND ANIMAL CONTROL											
000														
101	55120	316	CONTRIBUTIONS	0	62,500	62,500	250,000	62,500	125,000	62,500	0	250,000	125,000	50%
101	55120	---		0	62,500	62,500	250,000	62,500	125,000	62,500	0	250,000	125,000	50%
101	55120	---		0	62,500	62,500	250,000	62,500	125,000	62,500	0	250,000	125,000	50%
=====														
55130			AMBULANCE/EMERGENCY MEDICAL SE											
000														
101	55130	316	CONTRIBUTIONS	155,979	168,479	12,500	1,871,753	623,918	842,397	218,479	0	2,021,753	1,179,356	42%
101	55130	---		155,979	168,479	12,500	1,871,753	623,918	842,397	218,479	0	2,021,753	1,179,356	42%
101	55130	---		155,979	168,479	12,500	1,871,753	623,918	842,397	218,479	0	2,021,753	1,179,356	42%
=====														
55170			ALCOHOL AND DRUG PROGRAM											
000														
101	55170	316	CONTRIBUTIONS	0	0	0	0	0	0	0	0	3,940,000	3,940,000	0%
101	55170	---		0	0	0	0	0	0	0	0	3,940,000	3,940,000	0%
101	55170	---		0	0	0	0	0	0	0	0	3,940,000	3,940,000	0%
=====														

Fnd Acct	Obj	Account Level Description	October 2021-22	October 2022-23	MONTHLY DIFFERENCE	2021-22 TOTAL EXP	2021-22 YTD	2022-23 YTD	YTD DIFFERENCE	2022-23 OPEN POS	2022-23 BUDGET	REMAINING BUDGET	% BUDGET USED
101		GENERAL FUND											
55310		REGIONAL MENTAL HEALTH CENTER											
000		-											
101 55310 316		CONTRIBUTIONS	0	0	0	17,000	8,500	8,500	0	0	17,000	8,500	50%
101 55310 ---			0	0	0	17,000	8,500	8,500	0	0	17,000	8,500	50%
101 55310 ---			0	0	0	17,000	8,500	8,500	0	0	17,000	8,500	50%
=====													
55510		GENERAL WELFARE ASSISTANCE											
000		-											
101 55510 341		PAUPER BURIALS	2,400	600	-1,800	37,800	9,600	6,600	-3,000	0	30,000	23,400	22%
101 55510 ---			2,400	600	-1,800	37,800	9,600	6,600	-3,000	0	30,000	23,400	22%
101 55510 ---			2,400	600	-1,800	37,800	9,600	6,600	-3,000	0	30,000	23,400	22%
=====													
55720		SANITATION EDUCATION/INFORMATI											
000		-											
101 55720 189		OTHER SALARIES & WAGES	5,362	4,054	-1,307	29,680	14,476	16,218	1,741	0	35,920	19,702	45%
101 55720 201		SOCIAL SECURITY	317	236	-82	1,850	845	950	105	0	2,230	1,280	43%
101 55720 204		PENSIONS	515	488	-28	2,850	1,374	1,951	577	0	4,330	2,379	45%
101 55720 205		EMPLOYEE AND DEPENDENT INSUR	1,643	1,774	131	0	5,749	6,209	460	0	21,300	15,091	29%
101 55720 212		EMPLOYER MEDICARE	74	55	-19	440	198	222	24	0	530	308	42%
101 55720 302		ADVERTISING	0	0	0	27,335	14,800	15,000	200	0	28,000	13,000	54%
101 55720 355		TRAVEL	0	0	0	409	0	0	0	0	0	0	0%
101 55720 499		OTHER SUPPLIES & MATERIALS	0	0	0	8,757	0	0	0	0	9,300	9,300	0%
101 55720 513		WORKMAN'S COMPENSATION INSUR	0	554	554	0	0	554	554	0	0	-554	0%
101 55720 ---			7,911	7,161	-751	71,321	37,442	41,104	3,661	0	101,610	60,506	40%
101 55720 ---			7,911	7,161	-751	71,321	37,442	41,104	3,661	0	101,610	60,506	40%
=====													

Fnd	Acct	Obj	Account Level Description	October 2021-22	October 2022-23	MONTHLY DIFFERENCE	2021-22 TOTAL EXP	2021-22 YTD	2022-23 YTD	YTD DIFFERENCE	2022-23 OPEN POS	2022-23 BUDGET	REMAINING BUDGET	% BUDGET USED
101			GENERAL FUND											
56100			ADULT ACTIVITIES											
000			-											
101	56100	316	CONTRIBUTIONS	0	0	0	121,000	41,500	60,500	19,000	0	121,000	60,500	50%
101	56100	---		0	0	0	121,000	41,500	60,500	19,000	0	121,000	60,500	50%
101	56100	---		0	0	0	121,000	41,500	60,500	19,000	0	121,000	60,500	50%
=====														
56500			LIBRARIES											
000			-											
101	56500	103	ASSISTANT(S)	7,913	6,922	-992	70,911	24,094	29,788	5,694	0	90,327	60,539	33%
101	56500	105	SUPERVISOR/DIRECTOR	6,587	4,615	-1,971	57,296	19,717	20,657	940	0	60,231	39,574	34%
101	56500	106	DEPUTY(IES)	17,042	12,944	-4,098	151,250	51,030	58,448	7,418	0	180,528	122,080	32%
101	56500	166	CUSTODIAL PERSONNEL	1,478	1,067	-411	10,001	4,304	3,560	-744	0	16,588	13,028	21%
101	56500	169	PART'TIME PERSONNEL	10,373	9,165	-1,208	98,398	35,225	39,991	4,765	0	118,650	78,659	34%
101	56500	188	BONUS PAYMENTS	0	0	0	9,814	9,814	0	-9,814	0	0	0	0%
101	56500	201	SOCIAL SECURITY	2,609	2,073	-536	23,756	8,616	9,158	543	0	28,920	19,762	32%
101	56500	204	PENSIONS	3,031	2,729	-302	25,663	9,114	12,238	3,123	0	41,840	29,602	29%
101	56500	205	EMPLOYEE AND DEPENDENT INSUR	5,349	6,445	1,095	62,436	21,397	22,381	984	0	71,800	49,419	31%
101	56500	212	EMPLOYER MEDICARE	610	485	-126	5,556	2,015	2,142	127	0	6,770	4,628	32%
101	56500	307	COMMUNICATION	235	236	1	2,337	702	763	60	0	2,835	2,072	27%
101	56500	312	CONTRACTS WITH PRIVATE AGENC	5,555	600	-4,955	13,716	6,675	1,191	-5,484	12,809	14,700	700	95%
101	56500	317	DATA PROCESSING SERVICES	0	559	559	1,504	0	559	559	1,505	1,850	-214	112%
101	56500	333	LICENSES	395	0	-395	745	1,680	1,329	-351	421	1,750	0	100%
101	56500	334	MAINTENANCE AGREEMENTS	281	386	105	16,741	4,358	4,960	602	12,227	18,500	1,313	93%
101	56500	335	MAINTENANCE & REPAIR - BLDGS	731	602	-129	6,128	1,804	905	-899	6,833	8,000	262	97%
101	56500	347	PEST CONTROL	0	106	106	550	160	276	116	424	700	0	100%
101	56500	348	POSTAL CHARGES	0	0	0	-388	500	0	-500	500	500	0	100%
101	56500	350	INTERNET CONNECTIVITY	241	241	0	3,366	1,266	1,082	-184	0	2,880	1,798	38%
101	56500	351	RENTALS	375	375	0	4,575	1,200	1,125	-75	3,375	4,500	0	100%
101	56500	356	TUITION	0	20	20	0	0	20	20	0	0	-20	0%
101	56500	359	DISPOSAL FEES	0	0	0	30	0	0	0	0	30	30	0%
101	56500	410	CUSTODIAL SUPPLIES	0	711	711	2,257	787	958	172	132	3,000	1,910	36%
101	56500	411	DATA PROCESSING SUPPLIES	0	27	27	3,573	900	27	-873	1,500	3,300	1,773	46%
101	56500	415	ELECTRICITY	815	2,335	1,520	18,168	4,606	6,469	1,863	0	18,000	11,531	36%
101	56500	432	LIBRARY BOOKS	4,371	7,733	3,362	70,165	14,392	24,397	10,005	30,440	63,000	8,163	87%
101	56500	434	NATURAL GAS	73	104	31	1,810	260	312	53	0	1,300	988	24%

Fnd Acct	Obj	Account Level Description	October 2021-22	October 2022-23	MONTHLY DIFFERENCE	2021-22 TOTAL EXP	2021-22 YTD	2022-23 YTD	YTD DIFFERENCE	2022-23 OPEN POS	2022-23 BUDGET	REMAINING BUDGET	% BUDGET USED
101		GENERAL FUND											
56500		LIBRARIES											
000		--											
101 56500 435		OFFICE SUPPLIES	0	194	194	4,205	1,115	600	-516	286	3,665	2,779	24%
101 56500 437		PERIODICALS	0	0	0	3,671	354	465	111	3,345	4,400	590	87%
101 56500 454		WATER AND SEWER	169	228	59	2,037	552	555	2	0	2,000	1,445	28%
101 56500 471		SOFTWARE	0	0	0	75	0	0	0	1,555	2,200	645	71%
101 56500 499		OTHER SUPPLIES AND MATERIALS	261	463	202	4,774	412	3,647	3,234	685	4,335	4	100%
101 56500 499		DISCOUNTS TAKEN	0	0	0	-59	0	-71	-71	0	0	71	0%
101 56500 502		BUILDING AND CONTENTS INSURA	0	0	0	2,513	2,513	2,940	427	0	2,513	-427	117%
101 56500 506		LIABILITY INSURANCE	0	0	0	2,674	2,674	2,863	189	0	3,022	159	95%
101 56500 513		WORKMAN'S COMPENSATION INSUR	0	797	797	0	0	797	797	0	800	3	100%
101 56500 530		FINES, ASSESSMENTS, PENALTIE	0	0	0	6	6	0	-6	0	0	0	0%
101 56500 711		FURNITURE AND FIXTURES	0	0	0	2,463	0	0	0	0	0	0	0%
101 56500 799		OTHER CAPITAL OUTLAY	0	0	0	3,560	0	0	0	0	0	0	0%
101 56500 ---			68,494	62,162	-6,334	686,277	232,242	254,532	22,287	76,037	783,434	452,866	42%
170		CITY OF JOHNSON CITY											
101 56500 316		JC/WASH COUNTY PUBLIC LIBRAR	0	25,500	25,500	127,000	38,000	63,500	25,500	0	127,000	63,500	50%
101 56500 ---			0	25,500	25,500	127,000	38,000	63,500	25,500	0	127,000	63,500	50%
757		LIBRARY ARCHIVE GRANT											
101 56500 168		TEMP PERSONNEL - ARCHIVE GRA	0	0	0	1,160	0	0	0	0	0	0	0%
101 56500 201		SOCIAL SECURITY - ARCHIVE GR	0	0	0	72	0	0	0	0	0	0	0%
101 56500 212		EMPLOYER MEDICARE - ARCHIVE	0	0	0	17	0	0	0	0	0	0	0%
101 56500 ---			0	0	0	1,249	0	0	0	0	0	0	0%
758		21-22 TECH EQUIP (IMLS)											
101 56500 471		SOFTWARE (IMLS)	0	0	0	1,544	0	0	0	0	0	0	0%
101 56500 499		OTHER SUPPLIES/MTLS (IMLS)	0	0	0	20,139	0	0	0	0	0	0	0%
101 56500 709		DATA PROCESSING EQ (IMLS)	0	0	0	9,741	0	0	0	0	0	0	0%
101 56500 ---			0	0	0	31,424	0	0	0	0	0	0	0%

Fnd	Acct	Obj	Account Level Description	October 2021-22	October 2022-23	MONTHLY DIFFERENCE	2021-22 TOTAL EXP	2021-22 YTD	2022-23 YTD	YTD DIFFERENCE	2022-23 OPEN POS	2022-23 BUDGET	REMAINING BUDGET	% BUDGET USED
101			GENERAL FUND											
56500			LIBRARIES											
759			West End Senior Foundation Tec											
101	56500	312	CONTRACTS - PRIVATE AGENCIES	0	0	0	0	0	0	0	0	500	500	0%
101	56500	355	TRAVEL	0	0	0	0	0	0	0	0	300	300	0%
101	56500	499	OTHER SUPPLIES AND MATERIALS	0	0	0	0	0	0	0	100	200	100	50%
101	56500	709	DATA PROCESSING EQUIPMENT	0	0	0	0	0	3,072	3,072	0	3,680	608	83%
101	56500	---		0	0	0	0	0	3,072	3,072	100	4,680	1,508	68%
101	56500	---		68,494	87,662	19,166	845,950	270,242	321,104	50,859	76,137	915,114	517,874	43%
56900			OTHER SOCIAL, CULTURAL & RECRE											
000			-											
101	56900	316	CONTRIBUTIONS	0	0	0	115,000	32,500	40,000	7,500	0	115,000	75,000	35%
101	56900	---		0	0	0	115,000	32,500	40,000	7,500	0	115,000	75,000	35%
101	56900	---		0	0	0	115,000	32,500	40,000	7,500	0	115,000	75,000	35%
57100			AGRICULTURAL EXTENSION SERVICE											
000			-											
101	57100	307	COMMUNICATION	0	0	0	0	162	0	-162	0	0	0	0%
101	57100	309	CONTRACTS WITH GOVERNMENT AG	0	103,339	103,339	407,020	0	103,339	103,339	0	443,323	339,984	23%
101	57100	312	CONTRACTS - PRIVATE AGENCIES	15	32	17	338	64	175	111	175	520	170	67%
101	57100	320	DUES AND MEMBERSHIPS	420	125	-295	765	420	125	-295	0	900	775	14%
101	57100	334	MAINTENANCE AGREEMENTS	0	0	0	886	816	129	-687	2,341	2,700	230	91%
101	57100	335	MAINTENANCE & REPAIR - BLDGS	0	0	0	2,359	1,371	1,434	63	0	2,000	566	72%
101	57100	347	PEST CONTROL	0	0	0	600	550	550	0	0	600	50	92%
101	57100	347	DISCOUNTS TAKEN	0	0	0	-50	0	0	0	0	0	0	0%
101	57100	350	INTERNET CONNECTIVITY	421	239	-181	4,466	1,530	957	-573	0	2,000	1,043	48%
101	57100	351	RENTALS	267	255	-11	8,077	2,826	3,631	805	2,058	7,680	1,991	74%
101	57100	351	DISCOUNTS TAKEN	0	-3	-3	-15	0	-8	-8	0	0	8	0%
101	57100	355	TRAVEL	500	401	-99	9,115	2,101	2,867	766	0	12,000	9,133	24%
101	57100	356	TUITION	0	0	0	90	50	0	-50	0	600	600	0%
101	57100	410	CUSTODIAL SUPPLIES	0	0	0	496	0	599	599	0	800	201	75%
101	57100	411	DATA PROCESSING SUPPLIES	0	0	0	417	0	302	302	0	4,000	3,698	8%

Fnd Acct	Obj	Account Level Description	October 2021-22	October 2022-23	MONTHLY DIFFERENCE	2021-22 TOTAL EXP	2021-22 YTD	2022-23 YTD	YTD DIFFERENCE	2022-23 OPEN POS	2022-23 BUDGET	REMAINING BUDGET	% BUDGET USED
101		GENERAL FUND											
57100		AGRICULTURAL EXTENSION SERVICE											
000		-											
101 57100 415		ELECTRICITY	183	251	68	2,467	656	988	332	0	2,800	1,812	35%
101 57100 434		NATURAL GAS	43	43	0	1,086	127	129	2	0	1,100	971	12%
101 57100 435		OFFICE SUPPLIES	1,036	87	-949	2,500	1,082	987	-95	159	3,500	2,354	33%
101 57100 454		WATER & SEWER	0	0	0	624	113	119	7	0	1,200	1,081	10%
101 57100 499		OTHER SUPP & MATERIALS	135	0	-135	1,454	-24	0	24	0	5,400	5,400	0%
101 57100 502		BUILDING AND CONTENTS INSURA	0	0	0	511	511	611	100	0	600	-11	102%
101 57100 511		INSURANCE-VEHICLE/EQUIP	0	0	0	11	11	12	1	0	0	-12	0%
101 57100 530		FINES, ASSESSMENTS, PENALTIE	0	0	0	66	20	0	-20	0	0	0	0%
101 57100 709		DATA PROCESSING EQUIPMENT	0	0	0	2,941	0	0	0	0	0	0	0%
101 57100 ---			3,020	104,769	101,751	446,224	12,386	116,946	104,561	4,733	491,723	370,044	25%
101 57100 ---			3,020	104,769	101,751	446,224	12,386	116,946	104,561	4,733	491,723	370,044	25%
=====													
57300		FOREST SERVICE											
000		-											
101 57300 326		FOREST RESOURCE SERVICES	0	1,500	1,500	1,500	0	1,500	1,500	0	1,500	0	100%
101 57300 ---			0	1,500	1,500	1,500	0	1,500	1,500	0	1,500	0	100%
101 57300 ---			0	1,500	1,500	1,500	0	1,500	1,500	0	1,500	0	100%
=====													
57500		SOIL CONSERVATION											
000		-											
101 57500 188		BONUS PAYMENTS	0	0	0	935	935	0	-935	0	0	0	0%
101 57500 189		OTHER SALARIES & WAGES	9,696	10,181	485	113,115	28,254	45,571	17,317	0	132,859	87,288	34%
101 57500 201		SOCIAL SECURITY	575	600	24	6,735	1,707	2,699	992	0	8,240	5,541	33%
101 57500 204		PENSIONS	932	1,225	293	8,957	2,715	5,482	2,767	0	15,990	10,508	34%
101 57500 205		EMPLOYEE AND DEPENDENT INSUR	2,424	3,285	861	32,797	9,697	13,142	3,445	0	39,500	26,358	33%
101 57500 212		EMPLOYER MEDICARE	135	140	6	1,575	399	631	232	0	1,930	1,299	33%
101 57500 299		OTHER FRINGE BENEFITS	0	0	0	21	0	0	0	0	0	0	0%
101 57500 316		CONTRIBUTIONS	0	0	0	18,390	0	-18,390	-18,390	0	0	18,390	0%
101 57500 513		WORKMAN'S COMPENSATION INSUR	0	2,217	2,217	0	0	2,217	2,217	0	0	-2,217	0%

Account Level		October	October	MONTHLY	2021-22	2021-22	2022-23	YTD	2022-23	2022-23	REMAINING	% BUDGET
Fnd Acct	Obj Description	2021-22	2022-23	DIFFERENCE	TOTAL EXP	YTD	YTD	DIFFERENCE	OPEN POS	BUDGET	BUDGET	USED
101	GENERAL FUND											
57500	SOIL CONSERVATION											
000	--											
101 57500 ---		13,762	17,648	3,886	182,525	43,707	51,352	7,645	0	198,519	147,167	26%
620	NASCD GRANTS											
101 57500 189	GRANT FUNDED SALARY	0	0	0	6,105	7,028	0	-7,028	0	0	0	0%
101 57500 201	GRANT FUNDED SOCIAL SECURITY	0	0	0	360	413	0	-413	0	0	0	0%
101 57500 204	PENSIONS	0	0	0	488	577	0	-577	0	0	0	0%
101 57500 205	EMPLOYEE INS - NASCD GRANTS	0	0	0	3,285	3,285	0	-3,285	0	0	0	0%
101 57500 212	GRANT FUNDED MEDICARE	0	0	0	84	97	0	-97	0	0	0	0%
101 57500 ---		0	0	0	10,322	11,400	0	-11,400	0	0	0	0%
101 57500 ---		13,762	17,648	3,886	192,847	55,107	51,352	-3,755	0	198,519	147,167	26%
57800	STORM WATER MANAGEMENT											
000	--											
101 57800 312	CONTRACTS - PRIVATE AGENCIES	0	0	0	26,770	0	0	0	0	0	0	0%
101 57800 321	ENGINEERING SERVICES	2,000	4,000	2,000	30,000	4,000	4,000	0	26,000	30,000	0	100%
101 57800 333	LICENSES (STORM WATER MGT)	0	0	0	3,460	0	0	0	0	3,500	3,500	0%
101 57800 ---		2,000	4,000	2,000	60,230	4,000	4,000	0	26,000	33,500	3,500	90%
101 57800 ---		2,000	4,000	2,000	60,230	4,000	4,000	0	26,000	33,500	3,500	90%
57900	OTHER AGRICULTURE & NATURAL RE											
000	--											
101 57900 316	OTHER AG CONTRIBUTIONS	0	0	0	2,500	0	0	0	0	2,500	2,500	0%
101 57900 599	OTHER AGRICULTURE CHARGES	0	0	0	2,580	0	0	0	0	2,500	2,500	0%
101 57900 ---		0	0	0	5,080	0	0	0	0	5,000	5,000	0%
101 57900 ---		0	0	0	5,080	0	0	0	0	5,000	5,000	0%

Fnd	Acct	Obj	Account Level Description	October 2021-22	October 2022-23	MONTHLY DIFFERENCE	2021-22 TOTAL EXP	2021-22 YTD	2022-23 YTD	YTD DIFFERENCE	2022-23 OPEN POS	2022-23 BUDGET	REMAINING BUDGET	% BUDGET USED
101			GENERAL FUND											
58110			TOURISM											
000			-											
101	58110	316	CONTRIBUTIONS	0	0	0	7,000	7,000	10,000	3,000	0	10,000	0	100%
101	58110	---		0	0	0	7,000	7,000	10,000	3,000	0	10,000	0	100%
101	58110	---		0	0	0	7,000	7,000	10,000	3,000	0	10,000	0	100%
=====														
58190			OTHER ECOMIC AND COMMUNITY D											
000			-											
101	58190	309	CONTRACTS WITH GOVERNMENT AG	0	0	0	477,302	0	0	0	0	490,000	490,000	0%
101	58190	316	ECONOMIC DEVELOPMENT CONTRIB	0	47,497	47,497	189,062	56,562	115,609	59,047	0	191,656	76,048	60%
101	58190	399	OTHER CONTRACTED SERVICES	0	0	0	0	0	0	0	0	65,000	65,000	0%
101	58190	599	WORK KEYS TESTING	0	0	0	3,421	0	0	0	0	30,000	30,000	0%
101	58190	---		0	47,497	47,497	669,785	56,562	115,609	59,047	0	776,656	661,048	15%
102			WASHINGTON COUNTY IND PARK											
101	58190	331	LEGAL SERVICES-IND PARK	3,284	0	-3,284	3,672	3,284	0	-3,284	0	0	0	0%
101	58190	---		3,284	0	-3,284	3,672	3,284	0	-3,284	0	0	0	0%
401			WCIP EXPANSION-37 ACRES 2022											
101	58190	361	PERMITS-37 ACRE WCIP EXPANSI	0	0	0	5,500	0	0	0	0	0	0	0%
101	58190	---		0	0	0	5,500	0	0	0	0	0	0	0%
431			WCIP 37 ACRE DEVELOPMENT 2022											
101	58190	724	SITE DEVELOPMENT WCIP 37 ACR	0	1,000	1,000	30,000	0	1,000	1,000	1,084,055	1,414,500	329,445	77%
101	58190	---		0	1,000	1,000	30,000	0	1,000	1,000	1,084,055	1,414,500	329,445	77%
101	58190	---		3,284	48,497	45,213	708,957	59,846	116,609	56,763	1,084,055	2,191,156	990,493	55%
=====														

Fnd	Acct	Obj	Account Level Description	October 2021-22	October 2022-23	MONTHLY DIFFERENCE	2021-22 TOTAL EXP	2021-22 YTD	2022-23 YTD	YTD DIFFERENCE	2022-23 OPEN POS	2022-23 BUDGET	REMAINING BUDGET	% BUDGET USED
101			GENERAL FUND											
58220			AIRPORT											
000			-											
101	58220	316	CONTRIBUTION - TCAA FTZ	4,683	0	-4,683	18,730	9,365	0	-9,365	0	19,987	19,987	0%
101	58220	630	TCAA FINANCIAL GUARANTEE	0	0	0	559,493	0	0	0	0	0	0	0%
101	58220	---		4,683	0	-4,683	578,223	9,365	0	-9,365	0	19,987	19,987	0%
101	58220	---		4,683	0	-4,683	578,223	9,365	0	-9,365	0	19,987	19,987	0%
=====														
58300			VETERANS' SERVICES											
000			-											
101	58300	189	OTHER SALARIES & WAGES	0	2,693	2,693	2,962	0	12,184	12,184	0	35,140	22,956	35%
101	58300	201	SOCIAL SECURITY	0	164	164	184	0	748	748	0	2,180	1,432	34%
101	58300	204	PENSIONS	0	0	0	0	0	0	0	0	4,330	4,330	0%
101	58300	212	EMPLOYER MEDICARE	0	38	38	43	0	175	175	0	510	335	34%
101	58300	302	ADVERTISING	0	0	0	0	0	0	0	0	400	400	0%
101	58300	307	COMMUNICATION	58	42	-16	561	184	126	-58	0	1,200	1,074	10%
101	58300	312	CONTRACTS - PRIVATE AGENCIES	0	10	10	57	5	28	23	72	100	0	100%
101	58300	317	DATA PROCESSING SERVICES	0	0	0	449	449	931	482	0	1,400	469	67%
101	58300	320	VSO DUES	0	0	0	0	0	25	25	0	500	475	5%
101	58300	348	POSTAL CHARGES	0	0	0	32	6	14	8	0	600	586	2%
101	58300	349	PRINTING, STATIONERY AND FOR	0	0	0	0	0	0	0	0	500	500	0%
101	58300	355	TRAVEL	0	387	387	0	0	1,909	1,909	0	4,000	2,091	48%
101	58300	399	OTHER CONTRACTED SERVICES	4,150	4,482	332	49,800	16,600	17,928	1,328	0	53,900	35,972	33%
101	58300	435	OFFICE SUPPLIES	130	544	414	1,142	130	676	547	0	3,000	2,324	23%
101	58300	499	OTHER SUPPLIES AND MATERIALS	0	0	0	0	0	0	0	0	1,350	1,350	0%
101	58300	513	WORKMAN'S COMPENSATION INSUR	0	972	972	0	0	972	972	0	0	-972	0%
101	58300	709	DATA PROCESSING EQUIPMENT	0	0	0	2,355	0	0	0	0	1,400	1,400	0%
101	58300	711	FURNITURE AND FIXTURES	0	0	0	0	0	0	0	0	1,500	1,500	0%
101	58300	---		4,338	9,332	4,994	57,585	17,374	35,716	18,343	72	112,010	76,222	32%
101	58300	---		4,338	9,332	4,994	57,585	17,374	35,716	18,343	72	112,010	76,222	32%
=====														

Account Level		October	October	MONTHLY	2021-22	2021-22	2022-23	YTD	2022-23	2022-23	REMAINING	% BUDGET		
Fnd	Acct	Obj	Description	2021-22	2022-23	DIFFERENCE	TOTAL EXP	YTD	YTD	DIFFERENCE	OPEN POS	BUDGET	BUDGET	USED
101			GENERAL FUND											
58500			CONTRIBUTIONS TO OTHER AGENCIE											
000			-											
101	58500	316	CONTRIBUTIONS	0	0	0	40,500	27,000	0	-27,000	0	40,500	40,500	0%
101	58500	---		0	0	0	40,500	27,000	0	-27,000	0	40,500	40,500	0%
101	58500	---		0	0	0	40,500	27,000	0	-27,000	0	40,500	40,500	0%
=====														
58600			EMPLOYEE BENEFITS											
000			-											
101	58600	202	HANDLING CHARGES & ADMINISTR	0	0	0	10,319	5,344	0	-5,344	0	0	0	0%
101	58600	206	LIFE INSURANCE	2,625	0	-2,625	0	5,180	0	-5,180	0	0	0	0%
101	58600	210	UNEMPLOYMENT COMPENSATION	1,375	0	-1,375	0	4,758	0	-4,758	0	0	0	0%
101	58600	---		4,000	0	-4,000	10,319	15,282	0	-15,282	0	0	0	0%
101	58600	---		4,000	0	-4,000	10,319	15,282	0	-15,282	0	0	0	0%
=====														
58804			STATE CARES ACT FUNDING (1.9M)											
000			-											
101	58804	312	CONTRACTS - PRIVATE AGENCIES	0	0	0	225	225	0	-225	0	0	0	0%
101	58804	---		0	0	0	225	225	0	-225	0	0	0	0%
180			ASHE STREET REROOFING											
101	58804	799	ASHE STREET REROOFING	0	0	0	59,805	0	0	0	0	0	0	0%
101	58804	---		0	0	0	59,805	0	0	0	0	0	0	0%
101	58804	---		0	0	0	60,030	225	0	-225	0	0	0	0%
=====														

Account Level		October	October	MONTHLY	2021-22	2021-22	2022-23	YTD	2022-23	2022-23	REMAINING	% BUDGET		
Fnd	Acct	Obj	Description	2021-22	2022-23	DIFFERENCE	TOTAL EXP	YTD	YTD	DIFFERENCE	OPEN POS	BUDGET	BUDGET	USED
101			GENERAL FUND											
58807			CESF VIDEO ARRAIGNMENT GRANT											
242			CESF VIDEO ARRAIGNMENT GRANT											
101	58807	708	VIDEO ARRAIGNMENT EQUIPMENT	44,704	0	-44,704	87,031	44,704	0	-44,704	0	0	0	0%
101	58807	---		44,704	0	-44,704	87,031	44,704	0	-44,704	0	0	0	0%
101	58807	---		44,704	0	-44,704	87,031	44,704	0	-44,704	0	0	0	0%
=====														
58900			MISCELLANEOUS											
000			-											
101	58900	590	TRANSFERS TO OTHER FUNDS	0	0	0	161,462	0	0	0	0	0	0	0%
101	58900	---		0	0	0	161,462	0	0	0	0	0	0	0%
021			LOCAL GOV DIRECT APPR GRANT											
101	58900	590	TRNS TO OTH FUNDS/LOCAL GOV	0	0	0	15,158	0	0	0	0	0	0	0%
101	58900	---		0	0	0	15,158	0	0	0	0	0	0	0%
101	58900	---		0	0	0	176,620	0	0	0	0	0	0	0%
=====														
101	-----	---		3,296,367	3,834,538	538,151	44,002,009	13,596,740	15,631,533	2,034,789	3,912,866	55,263,507	35,719,127	35%
=====														

Fnd	Acct	Obj	Account Level Description	October 2021-22	October 2022-23	MONTHLY DIFFERENCE	2021-22 TOTAL EXP	2021-22 YTD	2022-23 YTD	YTD DIFFERENCE	2022-23 OPEN POS	2022-23 BUDGET	REMAINING BUDGET	% BUDGET USED
116			SOLID WASTE/SANITATION											
55732			CONVENIENCE CENTERS											
000			-											
116	55732	105	SUPERVISOR'DIRECTOR	6,528	4,672	-1,856	58,056	20,813	20,864	51	0	60,970	40,106	34%
116	55732	141	FOREMEN	0	0	0	27,842	9,526	7,957	-1,570	0	49,070	41,113	16%
116	55732	147	TRUCK DRIVERS	12,027	10,851	-1,176	107,199	32,995	44,794	11,799	0	140,410	95,616	32%
116	55732	164	ATTENDANTS	32,776	28,813	-3,963	306,779	95,814	124,908	29,094	0	365,233	240,325	34%
116	55732	169	PART'TIME PERSONNEL	7,380	5,904	-1,476	52,355	20,747	21,389	642	0	112,410	91,021	19%
116	55732	188	BONUS PAYMENTS	0	0	0	12,836	12,836	0	-12,836	0	0	0	0%
116	55732	201	SOCIAL SECURITY	3,491	2,950	-541	33,185	11,342	12,946	1,605	0	45,200	32,254	29%
116	55732	202	ADMINISTRATIVE FEES	0	0	0	110	57	48	-9	0	300	252	16%
116	55732	204	PENSIONS	4,133	4,209	77	40,155	12,363	19,287	6,924	0	74,070	54,783	26%
116	55732	205	EMPLOYEE AND DEPENDENT INSUR	14,719	15,431	713	175,191	58,874	62,392	3,518	0	220,100	157,708	28%
116	55732	206	LIFE INSURANCE	0	0	0	2,775	2,775	278	-2,497	0	1,200	922	23%
116	55732	212	EMPLOYER MEDICARE	817	690	-126	7,761	2,652	3,028	375	0	10,560	7,532	29%
116	55732	307	COMMUNICATION	289	248	-40	2,580	914	710	-204	0	2,940	2,231	24%
116	55732	308	CONSULTANTS	0	0	0	2,600	2,600	0	-2,600	0	3,000	3,000	0%
116	55732	312	CONTRACTS - PRIVATE AGENCIES	34	0	-34	333	77	135	57	365	500	0	100%
116	55732	320	DUES AND MEMBERSHIPS	0	0	0	100	100	100	0	0	100	0	100%
116	55732	333	LICENSES	0	0	0	68	0	0	0	0	75	75	0%
116	55732	335	MAINTENANCE & REPAIR - BLDGS	0	0	0	0	0	0	0	0	8,000	8,000	0%
116	55732	336	MAINTENANCE & REPAIR - EQUIP	0	719	719	23,532	13,379	14,355	976	4,545	36,000	17,100	53%
116	55732	338	MAINTENANCE & REPAIR - VEHIC	1,156	4,578	3,422	26,333	3,608	6,775	3,167	6,225	40,000	27,000	33%
116	55732	340	MEDICAL AND DENTAL SERVICES	0	0	0	70	0	70	70	330	400	0	100%
116	55732	348	POSTAL CHARGES	23	6	-17	131	23	6	-17	0	100	94	6%
116	55732	350	INTERNET CONNECTIVITY	495	207	-288	5,588	1,560	665	-895	0	6,000	5,335	11%
116	55732	351	RENTALS	1,667	1,667	0	22,196	10,283	10,133	-150	11,767	22,000	100	100%
116	55732	353	TOWING SERVICES	0	0	0	200	0	0	0	100	750	650	13%
116	55732	355	TRAVEL	370	0	-370	370	370	112	-258	0	1,000	888	11%
116	55732	356	REGISTRATION FEES	0	0	0	100	100	100	0	0	400	300	25%
116	55732	359	DISPOSAL FEES	31,351	27,670	-3,681	350,732	98,583	86,834	-11,749	1,400	380,000	291,766	23%
116	55732	410	CUSTODIAL SUPPLIES	79	0	-79	909	455	0	-455	0	1,000	1,000	0%
116	55732	412	DIESEL FUEL	4,146	8,138	3,992	67,729	13,478	27,275	13,796	54,225	101,000	19,500	81%
116	55732	415	ELECTRICITY	426	1,067	641	9,664	2,458	3,155	697	0	10,000	6,845	32%
116	55732	418	EQUIPMENT AND MACHINERY PART	279	0	-279	3,575	1,620	1,121	-499	1,298	6,000	3,581	40%
116	55732	418	DISCOUNTS TAKEN	0	0	0	0	0	0	0	0	0	0	0%
116	55732	424	GARAGE SUPPLIES	30	16	-14	473	75	16	-58	1,184	1,600	400	75%
116	55732	425	GASOLINE	455	0	-455	9,355	1,919	2,051	131	10,449	14,000	1,500	89%
116	55732	426	GENERAL CONSTRUCTION MATERIA	103	211	108	2,655	1,159	602	-557	148	2,000	1,250	38%

Fnd	Acct	Obj	Account Level Description	October 2021-22	October 2022-23	MONTHLY DIFFERENCE	2021-22 TOTAL EXP	2021-22 YTD	2022-23 YTD	YTD DIFFERENCE	2022-23 OPEN POS	2022-23 BUDGET	REMAINING BUDGET	% BUDGET USED
116			SOLID WASTE/SANITATION											
55732			CONVENIENCE CENTERS											
000			-											
116	55732	429	INSTRUCTIONAL SUPPLIES & MAT	0	0	0	800	800	0	-800	0	1,000	1,000	0%
116	55732	433	LUBRICANTS	48	0	-48	2,117	769	925	155	875	6,000	4,200	30%
116	55732	433	LUBRICANTS/DISCOUNTS TAKEN	0	0	0	-8	-8	0	8	0	0	0	0%
116	55732	435	OFFICE SUPPLIES	0	0	0	669	0	0	0	0	1,500	1,500	0%
116	55732	442	PROPANE GAS	51	51	0	781	238	272	34	428	1,000	300	70%
116	55732	446	SMALL TOOLS	0	77	77	459	0	77	77	311	1,000	612	39%
116	55732	450	TIRES AND TUBES	0	0	0	15,958	4,450	6,297	1,847	3,203	20,000	10,500	48%
116	55732	451	UNIFORMS	0	0	0	417	278	0	-278	400	600	200	67%
116	55732	453	VEHICLE PARTS	19	0	-19	1,243	65	932	867	937	4,000	2,130	47%
116	55732	453	DISCOUNTS TAKEN	0	0	0	-1	-1	0	1	0	0	0	0%
116	55732	454	WATER AND SEWER	140	181	41	1,840	477	476	-2	199	2,500	1,825	27%
116	55732	462	WIRE	0	0	0	5,690	2,350	3,420	1,071	0	7,000	3,580	49%
116	55732	499	OTHER SUPPLIES & MATERIALS	415	527	113	2,450	961	946	-14	1,768	4,000	1,286	68%
116	55732	499	DISCOUNTS TAKEN	0	0	0	0	0	0	0	0	0	0	0%
116	55732	502	BUILDING AND CONTENTS INSURA	0	0	0	1,023	1,023	1,214	191	0	1,200	-14	101%
116	55732	506	LIABILITY INSURANCE	0	0	0	3,568	3,568	3,838	270	0	3,600	-238	107%
116	55732	510	TRUSTEE'S COMMISSION	192	374	182	26,227	665	946	281	0	23,000	22,054	4%
116	55732	511	VEHICLE AND EQUIPMENT INSURA	0	0	0	7,880	7,880	9,673	1,793	0	8,000	-1,673	121%
116	55732	513	WORKMAN'S COMPENSATION INS	0	-1,982	-1,982	19,689	21,661	20,530	-1,131	0	23,000	2,470	89%
116	55732	515	LIABILITY CLAIMS	500	0	-500	1,000	500	500	0	0	500	0	100%
116	55732	530	FINES, ASSESSMENTS, PENALTIE	0	0	0	8	0	0	0	0	0	0	0%
116	55732	590	TRANSFERS TO OTHER FUNDS	0	0	0	32,000	0	0	0	0	32,000	32,000	0%
116	55732	733	SOLID WASTE EQUIPMENT	0	0	0	59,618	0	0	0	0	32,000	32,000	0%
116	55732	---		124,139	117,275	-6,859	1,536,965	479,231	522,152	42,918	100,157	1,888,288	1,265,979	33%
200			TDEC - Used Oil Grant											
116	55732	733	EQUIPMENT - USED OIL GRANT	0	0	0	0	0	0	0	0	22,993	22,993	0%
116	55732	---		0	0	0	0	0	0	0	0	22,993	22,993	0%
116	55732	---		124,139	117,275	-6,859	1,536,965	479,231	522,152	42,918	100,157	1,911,281	1,288,972	33%
=====														

Fnd	Acct	Obj	Account Level Description	October 2021-22	October 2022-23	MONTHLY DIFFERENCE	2021-22 TOTAL EXP	2021-22 YTD	2022-23 YTD	YTD DIFFERENCE	2022-23 OPEN POS	2022-23 BUDGET	REMAINING BUDGET	% BUDGET USED
116			SOLID WASTE/SANITATION											
55759			OTHER WASTE DISPOSAL											
000			--											
116	55759	141	FOREMEN	4,884	0	-4,884	22,434	14,620	0	-14,620	0	0	0	0%
116	55759	164	ATTENDANTS	2,640	2,352	-288	23,422	6,120	10,528	4,408	0	29,820	19,292	35%
116	55759	169	PART'TIME PERSONNEL	0	0	0	1,459	1,459	0	-1,459	0	12,000	12,000	0%
116	55759	188	BONUS PAYMENTS	0	0	0	1,245	1,245	0	-1,245	0	0	0	0%
116	55759	201	SOCIAL SECURITY	454	146	-308	2,925	1,402	653	-749	0	2,600	1,947	25%
116	55759	204	PENSIONS	723	283	-440	4,346	1,894	1,267	-627	0	3,590	2,324	35%
116	55759	205	EMPLOYEE AND DEPENDENT INSUR	618	0	-618	4,324	2,471	0	-2,471	0	0	0	0%
116	55759	210	UNEMPLOYMENT COMPENSATION	0	0	0	456	0	0	0	0	0	0	0%
116	55759	212	EMPLOYER MEDICARE	106	34	-72	684	328	153	-175	0	610	457	25%
116	55759	307	COMMUNICATION	98	0	-98	821	295	0	-295	0	720	720	0%
116	55759	312	CONTRACTS WITH PRIVATE AGENC	12,117	11,325	-792	138,898	36,740	26,901	-9,839	28,099	120,000	65,000	46%
116	55759	333	LICENSES	0	0	0	25	25	0	-25	0	100	100	0%
116	55759	335	MAINTENANCE & REPAIR - BLDGS	0	0	0	0	0	0	0	0	400	400	0%
116	55759	336	MAINTENANCE & REPAIR - EQUIP	0	0	0	0	0	0	0	0	500	500	0%
116	55759	361	PERMITS	0	0	0	150	150	225	75	0	300	75	75%
116	55759	410	CUSTODIAL SUPPLIES	0	0	0	0	0	0	0	0	200	200	0%
116	55759	415	ELECTRICITY	0	50	50	1,193	196	162	-34	0	1,200	1,038	14%
116	55759	435	OFFICE SUPPLIES	0	0	0	964	0	0	0	0	0	0	0%
116	55759	454	WATER AND SEWER	0	14	14	195	69	40	-29	0	250	210	16%
116	55759	499	OTHER SUPPLIES AND MATERIALS	0	0	0	0	0	0	0	0	500	500	0%
116	55759	---		21,640	14,204	-7,436	203,541	67,014	39,929	-27,085	28,099	172,790	104,763	39%
116	55759	---		21,640	14,204	-7,436	203,541	67,014	39,929	-27,085	28,099	172,790	104,763	39%
116	-----	---		145,779	131,479	-14,295	1,740,506	546,245	562,081	15,833	128,256	2,084,071	1,393,735	33%

Fnd	Acct	Obj	Account Level Description	October 2021-22	October 2022-23	MONTHLY DIFFERENCE	2021-22 TOTAL EXP	2021-22 YTD	2022-23 YTD	YTD DIFFERENCE	2022-23 OPEN POS	2022-23 BUDGET	REMAINING BUDGET	% BUDGET USED
122			DRUG FUND											
54150			DRUG ENFORCEMENT											
000			--											
122	54150	312	CONTRACTS - PRIVATE AGENCIES	0	0	0	4,613	0	0	0	0	5,000	5,000	0%
122	54150	316	CONTRIBUTIONS	0	0	0	0	0	0	0	0	1,000	1,000	0%
122	54150	319	CONFIDENTIAL DRUG ENFORC PMT	0	0	0	5,000	0	5,000	5,000	0	5,000	0	100%
122	54150	320	DUES AND MEMBERSHIPS	0	0	0	0	0	0	0	0	250	250	0%
122	54150	333	LICENSES	0	0	0	0	0	0	0	0	120	120	0%
122	54150	351	RENTALS	51	0	-51	1,105	151	121	-30	984	2,500	1,395	44%
122	54150	355	TRAVEL	0	0	0	816	0	0	0	0	5,000	5,000	0%
122	54150	356	REGISTRATION FEES	0	0	0	1,298	0	0	0	0	0	0	0%
122	54150	431	LAW ENFORCEMENT SUPPLIES	0	1,248	1,248	3,214	0	2,013	2,013	1,686	5,000	1,300	74%
122	54150	499	OTHER SUPPLIES AND MATERIALS	0	3,533	3,533	0	0	5,953	5,953	1,461	9,500	2,086	78%
122	54150	510	TRUSTEE'S COMMISSION	3	15	12	110	41	49	8	0	600	551	8%
122	54150	599	OTHER CHARGES	0	0	0	0	0	0	0	0	5,500	5,500	0%
122	54150	---		54	4,796	4,742	16,156	192	13,136	12,944	4,131	39,470	22,202	44%
122	54150	---		54	4,796	4,742	16,156	192	13,136	12,944	4,131	39,470	22,202	44%
122	-----	---		54	4,796	4,742	16,156	192	13,136	12,944	4,131	39,470	22,202	44%

Fnd	Acct	Obj	Account Level Description	October 2021-22	October 2022-23	MONTHLY DIFFERENCE	2021-22 TOTAL EXP	2021-22 YTD	2022-23 YTD	YTD DIFFERENCE	2022-23 OPEN POS	2022-23 BUDGET	REMAINING BUDGET	% BUDGET USED
127			ARPA - SPECIAL REVENUE											
58831			AMERICAN RESCUE PLAN 2021-22											
060			ARPA REVENUE LOSS											
127	58831	316	APP PROD COOPERATIVE - ARPA	0	0	0	0	0	0	0	0	2,000,000	2,000,000	0%
127	58831	316	AGRICULTURE LEARNING CENTER	0	0	0	0	0	0	0	0	500,000	500,000	0%
127	58831	316	CONTRIBUTION TO FIRE DEPTS	0	248,000	248,000	0	0	248,000	248,000	0	1,500,000	1,252,000	17%
127	58831	590	DETENTION CENTER-HVAC	0	0	0	0	0	0	0	0	2,400,000	2,400,000	0%
127	58831	790	OTHER EQUIPMENT- WATERLINE E	266,211	0	-266,211	503,032	266,211	0	-266,211	0	0	0	0%
127	58831	799	OTH CAPITAL OUTLAY/ARPA REV	0	148,405	148,405	0	0	148,405	148,405	0	0	-148,405	0%
127	58831	799	JONESBOROUGH WATERLINE CREW	0	0	0	217,813	0	0	0	0	300,000	300,000	0%
127	58831	799	WATERLINE EXTENSIONS - WCIP	0	18,605	18,605	74,202	0	18,605	18,605	0	0	-18,605	0%
127	58831	799	JB WATERLINE MATERIALS - ARP	0	-129,192	-129,192	1,500,000	0	-129,192	-129,192	0	0	129,192	0%
127	58831	799	JB W/LINE GREENWOD/TREADWAY	0	344,199	344,199	0	0	344,199	344,199	0	0	-344,199	0%
127	58831	799	JB W/LINE HWY 81S/ARCHER/TOM	0	256,203	256,203	0	0	256,203	256,203	0	0	-256,203	0%
127	58831	799	JB W/LINE RALPH HOSS ROAD	0	178,877	178,877	0	0	178,877	178,877	0	0	-178,877	0%
127	58831	799	JB W/LINE MALONE/BILL COX/RA	0	309,366	309,366	0	0	309,366	309,366	0	0	-309,366	0%
127	58831	799	JB W/LINE SAYLOR/BOWMANTOWN	0	155,340	155,340	0	0	155,340	155,340	0	0	-155,340	0%
127	58831	799	JB W/LINE MATHES RD NOLICHUC	0	30,348	30,348	0	0	30,348	30,348	0	0	-30,348	0%
127	58831	799	EMS CONTRIBUTION - STRETCHER	0	0	0	0	0	0	0	0	620,669	620,669	0%
127	58831	799	SHERIFF BALLISTIC SHIELDS	0	0	0	0	0	0	0	216,000	216,000	0	100%
127	58831	---		266,211	1,560,151	1,293,940	2,295,047	266,211	1,560,151	1,293,940	216,000	7,536,669	5,760,518	24%
300			Water Line Projects											
127	58831	799	WATERLINE PROJECTS	0	0	0	2,500	0	0	0	0	0	0	0%
127	58831	---		0	0	0	2,500	0	0	0	0	0	0	0%
127	58831	---		266,211	1,560,151	1,293,940	2,297,547	266,211	1,560,151	1,293,940	216,000	7,536,669	5,760,518	24%
99100			TRANSFERS OUT											
000			-											
127	99100	590	TRANSFERS TO OTHER FUNDS	0	0	0	0	0	0	0	0	2,263,745	2,263,745	0%
127	99100	---		0	0	0	0	0	0	0	0	2,263,745	2,263,745	0%
127	99100	---		0	0	0	0	0	0	0	0	2,263,745	2,263,745	0%

Account Level		October	October	MONTHLY	2021-22	2021-22	2022-23	YTD	2022-23	2022-23	REMAINING	% BUDGET		
Fnd	Acct	Obj	Description	2021-22	2022-23	DIFFERENCE	TOTAL EXP	YTD	YTD	DIFFERENCE	OPEN POS	BUDGET	BUDGET	USED
127			ARPA - SPECIAL REVENUE											
00000														
000			-											
127	-----	---		266,211	1,560,151	1,293,940	2,297,547	266,211	1,560,151	1,293,940	216,000	9,800,414	8,024,263	18%
	=====	=====		=====	=====	=====	=====	=====	=====	=====	=====	=====	=====	=====

Fnd	Acct	Obj	Account Level Description	October 2021-22	October 2022-23	MONTHLY DIFFERENCE	2021-22 TOTAL EXP	2021-22 YTD	2022-23 YTD	YTD DIFFERENCE	2022-23 OPEN POS	2022-23 BUDGET	REMAINING BUDGET	% BUDGET USED
131			HIGHWAY FUND											
61000			ADMINISTRATION											
000			-											
131	61000	101	COUNTY OFFICIAL	18,186	10,887	-7,299	120,538	47,959	43,547	-4,412	0	130,642	87,095	33%
131	61000	103	ASSISTANT	9,893	6,595	-3,298	103,642	29,521	46,955	17,434	0	87,789	40,834	53%
131	61000	120	COMPUTER PROGRAMMER(S)	5,333	3,555	-1,778	46,378	15,914	15,998	85	0	47,324	31,326	34%
131	61000	161	SECRETARY	11,700	7,837	-3,863	101,753	34,914	36,126	1,212	0	104,225	68,099	35%
131	61000	189	OTHER SALARIES & WAGES	2,027	0	-2,027	17,698	6,049	676	-5,374	0	17,650	16,974	4%
131	61000	201	SOCIAL SECURITY	2,837	1,723	-1,113	23,321	7,992	8,628	637	0	24,034	15,406	36%
131	61000	202	HANDLING CHARGES & ADMINISTR	0	0	0	549	284	238	-47	0	1,000	762	24%
131	61000	204	PENSIONS	4,530	3,474	-1,056	36,039	12,912	15,161	2,249	0	46,632	31,471	33%
131	61000	205	EMPLOYEE AND DEPENDENT INSUR	5,302	5,085	-218	62,726	21,519	20,006	-1,513	0	68,800	48,794	29%
131	61000	206	LIFE INSURANCE	0	0	0	12,168	5,698	1,269	-4,429	0	12,700	11,431	10%
131	61000	210	UNEMPLOYMENT COMPENSATION	0	-344	-344	0	0	-619	-619	0	13,500	14,119	-5%
131	61000	212	EMPLOYER MEDICARE	663	403	-260	5,454	1,869	2,018	149	0	5,621	3,603	36%
131	61000	299	OTHER FRINGE BENEFITS	0	0	0	144	90	108	18	0	600	492	18%
131	61000	302	ADVERTISING	32	0	-32	323	32	74	42	527	2,000	1,400	30%
131	61000	307	COMMUNICATION	524	440	-84	5,710	1,946	1,641	-305	0	10,000	8,359	16%
131	61000	312	CONTRACTS - PRIVATE AGENCIES	0	45	45	1,284	0	181	181	500	5,500	4,819	12%
131	61000	320	DUES AND MEMBERSHIPS	0	0	0	5,672	4,872	4,797	-75	0	5,500	703	87%
131	61000	322	EVALUATION AND TESTING	388	172	-216	5,252	1,557	1,078	-479	3,822	6,500	1,600	75%
131	61000	327	FREIGHT EXPENSES	0	0	0	176	0	0	0	0	1,000	1,000	0%
131	61000	328	JANITORIAL SERVICES	0	400	400	5,450	1,300	1,300	0	3,700	5,000	0	100%
131	61000	332	LEGAL NOTICES, RECORDING AND	0	0	0	162	47	0	-47	0	2,500	2,500	0%
131	61000	333	LICENSES	0	0	0	353	218	77	-141	0	300	224	26%
131	61000	334	MAINTENANCE AGREEMENTS	0	62	62	13,858	9,364	229	-9,135	14,581	15,000	190	99%
131	61000	335	MAINTENANCE & REPAIR - BLDGS	0	0	0	2,968	0	0	0	0	2,000	2,000	0%
131	61000	337	MAINTENANCE & REPAIR - OFF E	0	0	0	0	0	0	0	0	200	200	0%
131	61000	347	PEST CONTROL	0	60	60	660	180	240	60	560	800	0	100%
131	61000	348	POSTAL CHARGES	0	0	0	89	0	116	116	0	150	34	77%
131	61000	349	PRINTING	0	0	0	315	0	463	463	0	1,500	1,038	31%
131	61000	350	INTERNET CONNECTIVITY	388	345	-43	3,831	1,246	1,379	132	0	2,500	1,121	55%
131	61000	351	RENTALS	26	123	97	1,208	26	492	466	1,008	1,500	0	100%
131	61000	355	TRAVEL	0	236	236	3,913	462	554	92	0	5,000	4,446	11%
131	61000	356	REGISTRATION FEES	300	0	-300	1,350	600	375	-225	0	1,000	625	38%
131	61000	399	OTHER CONTRACTED SERVICES	0	0	0	0	0	0	0	0	1,000	1,000	0%
131	61000	410	CUSTODIAL SUPPLIES	213	0	-213	730	213	427	215	0	1,000	573	43%
131	61000	411	DATA PROCESSING SUPPLIES	149	0	-149	890	204	0	-204	138	2,500	2,362	6%
131	61000	415	ELECTRICITY	312	331	19	4,024	1,056	1,197	141	0	5,500	4,303	22%

Fnd	Acct	Obj	Account Level Description	October 2021-22	October 2022-23	MONTHLY DIFFERENCE	2021-22 TOTAL EXP	2021-22 YTD	2022-23 YTD	YTD DIFFERENCE	2022-23 OPEN POS	2022-23 BUDGET	REMAINING BUDGET	% BUDGET USED
131			HIGHWAY FUND											
61000			ADMINISTRATION											
000			-											
131	61000	426	GENERAL CONSTRUCTION MATERIA	0	74	74	736	591	74	-517	264	500	162	68%
131	61000	434	NATURAL GAS	47	55	8	2,057	141	157	16	0	3,500	3,343	4%
131	61000	435	OFFICE SUPPLIES	234	0	-234	3,053	815	0	-815	0	3,500	3,500	0%
131	61000	454	WATER AND SEWER	65	115	50	706	128	260	132	0	2,000	1,740	13%
131	61000	499	OTH.SUPPLIES & MAT(SAFETY EQ	0	122	122	385	25	122	97	100	2,500	2,278	9%
131	61000	502	BUILDING AND CONTENTS INSURA	0	0	0	5,297	5,297	6,997	1,700	0	10,098	3,101	69%
131	61000	506	LIABILITY INSURANCE	0	0	0	13,231	13,231	13,058	-173	0	15,000	1,942	87%
131	61000	510	TRUSTEE'S COMMISSION	4,039	4,571	532	133,480	14,257	15,065	808	0	133,000	117,936	11%
131	61000	511	VEHICLE AND EQUIPMENT INSURA	0	0	0	50,229	50,229	57,021	6,792	0	77,076	20,055	74%
131	61000	513	WORKMAN'S COMPENSATION INSUR	0	0	0	87,312	103,853	112,535	8,682	0	130,000	17,465	87%
131	61000	599	OTHER CHARGES	0	0	0	0	0	0	0	0	552	552	0%
131	61000	707	BUILDING IMPROVEMENTS	0	0	0	0	0	0	0	0	3,000	3,000	0%
131	61000	709	DATA PROCESSING EQUIPMENT	0	0	0	8,070	0	0	0	0	5,600	5,600	0%
131	61000	---		67,188	46,366	-20,822	893,184	396,611	410,020	13,409	25,200	1,024,793	589,577	42%
131	61000	---		67,188	46,366	-20,822	893,184	396,611	410,020	13,409	25,200	1,024,793	589,577	42%
				=====	=====	=====	=====	=====	=====	=====	=====	=====	=====	=====
62000			HIGHWAY AND BRIDGE MAINTENANCE											
000			-											
131	62000	105	SUPERVISOR'DIRECTOR	8,710	5,229	-3,481	75,746	25,990	23,818	-2,172	0	77,289	53,471	31%
131	62000	141	FOREMAN	25,891	17,606	-8,285	225,171	77,261	79,056	1,795	0	229,759	150,703	34%
131	62000	144	EQUIPMENT OPERATORS ' HEAVY	32,112	21,782	-10,330	294,157	101,115	99,106	-2,009	0	444,051	344,945	22%
131	62000	145	EQUIPMENT OPERATORS ' LIGHT	17,513	10,597	-6,916	156,788	51,974	55,187	3,214	0	241,735	186,548	23%
131	62000	147	TRUCK DRIVERS	39,608	31,590	-8,017	321,112	112,436	132,659	20,223	0	386,260	253,601	34%
131	62000	149	LABORERS	27,586	18,539	-9,046	244,571	84,254	86,926	2,671	0	340,532	253,606	26%
131	62000	169	PART'TIME PERSONNEL	0	0	0	0	0	0	0	0	3,900	3,900	0%
131	62000	187	OVERTIME PAY	0	0	0	848	153	211	58	0	4,000	3,789	5%
131	62000	201	SOCIAL SECURITY	9,020	6,154	-2,866	77,395	26,641	27,985	1,344	0	107,107	79,122	26%
131	62000	204	PENSIONS	13,493	11,773	-1,720	121,170	40,665	54,088	13,423	0	207,822	153,734	26%
131	62000	205	EMPLOYEE AND DEPENDENT INSUR	39,677	38,662	-1,016	456,202	154,969	162,253	7,284	0	562,700	400,447	29%
131	62000	212	EMPLOYER MEDICARE	2,110	1,439	-670	18,101	6,231	6,545	314	0	25,050	18,505	26%
131	62000	299	OTHER FRINGE BENEFITS	0	0	0	0	0	0	0	0	300	300	0%
131	62000	307	COMMUNICATION	370	373	3	4,778	1,535	1,333	-203	0	9,100	7,767	15%
131	62000	312	CONTRACTS WITH PRIVATE AGENC	0	0	0	12,823	379	379	0	476	50,000	49,145	2%

Fnd	Acct	Obj	Account Level Description	October 2021-22	October 2022-23	MONTHLY DIFFERENCE	2021-22 TOTAL EXP	2021-22 YTD	2022-23 YTD	YTD DIFFERENCE	2022-23 OPEN POS	2022-23 BUDGET	REMAINING BUDGET	% BUDGET USED
131			HIGHWAY FUND											
62000			HIGHWAY AND BRIDGE MAINTENANCE											
000			-											
131	62000	321	ENGINEERING SERVICES	0	0	0	14,746	0	0	0	0	15,000	15,000	0%
131	62000	327	FREIGHT EXPENSES	0	0	0	450	0	0	0	0	1,000	1,000	0%
131	62000	334	MAINTENANCE AGREEMENTS	0	0	0	145	0	0	0	0	0	0	0%
131	62000	335	MAINTENANCE AND REPAIR BLDG	0	0	0	1,689	0	0	0	0	3,000	3,000	0%
131	62000	336	MAINTENANCE & REPAIR - EQUIP	0	0	0	328	0	0	0	0	5,000	5,000	0%
131	62000	350	INTERNET CONNECTIVITY	36	72	36	430	143	434	291	0	600	166	72%
131	62000	351	RENTALS	69	0	-69	775	383	303	-81	0	1,500	1,198	20%
131	62000	359	DISPOSAL FEES	0	0	0	589	0	0	0	0	1,000	1,000	0%
131	62000	361	PERMITS	0	480	480	1,480	480	480	0	0	2,000	1,520	24%
131	62000	408	CONCRETE	0	780	780	5,412	2,432	780	-1,652	0	10,000	9,220	8%
131	62000	409	CRUSHED STONE	4,152	6,882	2,730	48,286	11,383	9,861	-1,522	40,139	83,000	33,000	60%
131	62000	411	DATA PROCESSING SUPPLIES	0	0	0	0	0	0	0	0	1,500	1,500	0%
131	62000	412	DIESEL FUEL	7,301	4,358	-2,943	87,749	23,571	41,036	17,466	58,585	130,000	30,379	77%
131	62000	415	ELECTRICITY	660	791	131	8,311	2,115	2,515	400	0	13,000	10,485	19%
131	62000	417	EQUIPMENT PARTS' LIGHT	0	0	0	676	208	384	177	0	1,200	816	32%
131	62000	420	FERTILIZER	315	231	-85	2,065	594	231	-363	593	2,000	1,176	41%
131	62000	425	GASOLINE	7,716	5,761	-1,955	87,242	18,213	33,785	15,572	21,171	95,000	40,044	58%
131	62000	426	GENERAL CONSTRUCTION MATERIA	149	0	-149	4,920	1,284	367	-917	1,500	5,000	3,133	37%
131	62000	426	DISCOUNTS TAKEN	0	0	0	-3	0	0	0	0	0	0	0%
131	62000	427	ICE	35	0	-35	235	160	85	-75	215	400	100	75%
131	62000	436	OTHER ROAD MATERIALS - PAINT	0	0	0	79,100	17,710	0	-17,710	50,000	80,000	30,000	63%
131	62000	440	PIPE - METAL	0	13,093	13,093	24,228	0	18,663	18,663	908	21,500	1,930	91%
131	62000	444	SALT	0	0	0	25,928	0	0	0	50,000	80,000	30,000	63%
131	62000	446	SMALL TOOLS	0	0	0	694	17	0	-17	0	1,500	1,500	0%
131	62000	451	UNIFORMS	0	0	0	12,130	0	0	0	12,000	12,000	0	100%
131	62000	454	WATER AND SEWER	147	129	-17	1,556	367	403	35	0	1,700	1,297	24%
131	62000	467	FENCING	0	0	0	965	0	0	0	0	1,500	1,500	0%
131	62000	499	OTHER SUPPLIES AND MATERIALS	0	250	250	8,379	0	626	626	1,143	9,000	7,231	20%
131	62000	599	OTHER CHARGES	0	0	0	0	0	0	0	0	8,000	8,000	0%
131	62000	706	BUILDING CONSTRUCTION	0	0	0	0	0	0	0	0	2,000	2,000	0%
131	62000	---		236,670	196,571	-40,097	2,427,367	762,663	839,499	76,835	236,730	3,277,005	2,200,778	33%
131	62000	---		236,670	196,571	-40,097	2,427,367	762,663	839,499	76,835	236,730	3,277,005	2,200,778	33%

Fnd	Acct	Obj	Account Level Description	October 2021-22	October 2022-23	MONTHLY DIFFERENCE	2021-22 TOTAL EXP	2021-22 YTD	2022-23 YTD	YTD DIFFERENCE	2022-23 OPEN POS	2022-23 BUDGET	REMAINING BUDGET	% BUDGET USED
131			HIGHWAY FUND											
63100			OPERATION AND MAINTENANCE OF E											
000			-											
131	63100	132	MATERIALS SUPERVISOR	5,580	3,720	-1,860	48,535	16,686	16,740	54	0	49,517	32,777	34%
131	63100	141	FOREMAN	19,303	12,997	-6,306	167,884	57,640	58,422	782	0	171,297	112,875	34%
131	63100	142	MECHANICS	14,716	7,154	-7,561	130,856	43,861	35,612	-8,248	0	168,230	132,618	21%
131	63100	187	OVERTIME PAY	0	0	0	0	0	0	0	0	3,000	3,000	0%
131	63100	201	SOCIAL SECURITY	2,373	1,395	-978	20,486	6,997	6,526	-471	0	24,307	17,781	27%
131	63100	204	PENSIONS	3,805	2,872	-934	33,490	11,358	13,105	1,747	0	47,163	34,058	28%
131	63100	205	EMPLOYEE AND DEPENDENT INSUR	7,727	6,571	-1,156	89,276	30,907	26,283	-4,624	0	94,600	68,317	28%
131	63100	212	EMPLOYER MEDICARE	555	326	-229	4,791	1,636	1,526	-110	0	5,685	4,159	27%
131	63100	307	COMMUNICATION	123	248	125	1,509	506	622	116	0	4,000	3,378	16%
131	63100	322	EVALUATION AND TESTING	0	0	0	0	0	0	0	0	1,000	1,000	0%
131	63100	327	FREIGHT EXPENSES	272	154	-118	5,182	1,553	987	-566	239	9,000	7,774	14%
131	63100	327	DISCOUNTS TAKEN	0	0	0	0	0	0	0	0	0	0	0%
131	63100	334	MAINTENANCE AGREEMENTS	0	0	0	4,836	4,836	2,995	-1,841	205	3,200	0	100%
131	63100	335	MAINTENANCE & REPAIR - BLDGS	0	0	0	6,506	0	0	0	0	500	500	0%
131	63100	336	MAINTENANCE & REPAIR - EQUIP	624	584	-40	25,529	3,450	7,760	4,310	3,559	31,500	20,181	36%
131	63100	338	MAINTENANCE & REPAIR - VEHIC	3,196	1,714	-1,482	23,354	5,472	3,031	-2,441	1,962	31,500	26,507	16%
131	63100	350	INTERNET CONNECTIVITY	36	157	121	475	143	264	121	0	600	336	44%
131	63100	351	RENTALS	48	95	47	345	57	95	38	105	6,500	6,300	3%
131	63100	353	TOW'IN SERVICES	0	0	0	1,150	600	0	-600	1,000	2,000	1,000	50%
131	63100	359	DISPOSAL FEES	0	0	0	0	0	0	0	0	1,500	1,500	0%
131	63100	399	OTHER CONTRACTED SERVICES	0	0	0	0	0	0	0	0	2,000	2,000	0%
131	63100	410	CUSTODIAL SUPPLIES	0	0	0	6,096	1,835	500	-1,335	0	6,200	5,700	8%
131	63100	415	ELECTRICITY	443	546	104	6,229	1,467	1,803	336	0	9,000	7,197	20%
131	63100	416	EQUIPMENT PARTS - HEAVY	6,287	10,787	4,501	83,109	22,675	25,569	2,893	1,678	83,400	56,153	33%
131	63100	416	DISCOUNTS TAKEN	0	0	0	-7	-7	0	7	0	0	0	0%
131	63100	417	EQUIPMENT PARTS - LIGHT	8,421	7,554	-867	80,936	23,973	21,576	-2,397	3,123	83,400	58,701	30%
131	63100	417	DISCOUNTS TAKEN	0	-5	-5	-47	-38	-9	30	0	0	9	0%
131	63100	418	EQUIPMENT PARTS - OTHER	0	0	0	7,089	897	77	-819	0	8,000	7,923	1%
131	63100	424	GARAGE SUPPLIES	1,282	1,834	553	17,520	6,337	5,480	-857	2,491	18,000	10,029	44%
131	63100	424	DISCOUNTS TAKEN	0	0	0	-5	-4	-2	2	0	0	2	0%
131	63100	426	GENERAL CONSTRUCTION MATERIA	0	0	0	2,925	0	2,969	2,969	0	3,000	31	99%
131	63100	433	LUBRICANTS	1,912	941	-971	17,593	3,910	11,528	7,618	3,733	25,000	9,738	61%
131	63100	433	DISCOUNTS TAKEN	0	0	0	-3	-3	0	3	0	0	0	0%
131	63100	435	OFFICE SUPPLIES (GARAGE)	0	154	154	1,449	31	154	123	0	1,200	1,046	13%
131	63100	440	PIPE - METAL	0	0	0	586	0	0	0	1,462	3,000	1,538	49%
131	63100	442	PROPANE GAS	0	0	0	10,487	0	0	0	10,000	12,000	2,000	83%

Fnd	Acct	Obj	Account Level Description	October 2021-22	October 2022-23	MONTHLY DIFFERENCE	2021-22 TOTAL EXP	2021-22 YTD	2022-23 YTD	YTD DIFFERENCE	2022-23 OPEN POS	2022-23 BUDGET	REMAINING BUDGET	% BUDGET USED
131			HIGHWAY FUND											
63100			OPERATION AND MAINTENANCE OF E											
000			-											
131	63100	446	SMALL TOOLS	160	29	-130	2,077	1,000	50	-950	153	4,500	4,297	5%
131	63100	446	DISCOUNTS TAKEN	0	0	0	0	0	0	0	0	0	0	0%
131	63100	450	TIRES AND TUBES	6,942	4,742	-2,201	39,668	25,617	10,363	-15,254	230	55,000	44,407	19%
131	63100	453	VEHICLE PARTS	0	0	0	2,471	0	0	0	0	3,000	3,000	0%
131	63100	499	OTHER SUPPLIES AND MATERIALS	160	0	-160	1,471	1,123	160	-963	0	1,000	840	16%
131	63100	599	OTHER CHARGES	0	0	0	0	0	0	0	0	500	500	0%
131	63100	707	BUILDING IMPROVEMENTS	0	0	0	0	0	0	0	0	12,500	12,500	0%
131	63100	790	OTHER EQUIPMENT	0	0	0	0	0	0	0	0	500	500	0%
131	63100	---		83,965	64,569	-19,393	843,848	274,515	254,186	-20,327	29,940	986,299	702,172	29%
131	63100	---		83,965	64,569	-19,393	843,848	274,515	254,186	-20,327	29,940	986,299	702,172	29%
				=====	=====	=====	=====	=====	=====	=====	=====	=====	=====	=====
63500			ASPHALT PLANT OPERATIONS											
000			-											
131	63500	141	FOREMAN	11,820	8,566	-3,254	102,796	35,272	36,406	1,134	0	104,891	68,485	35%
131	63500	143	EQUIPMENT OPERATORS	34,308	21,818	-12,490	285,296	103,916	97,934	-5,982	0	314,614	216,680	31%
131	63500	147	TRUCK DRIVERS	50,075	39,091	-10,984	467,001	151,694	184,311	32,617	0	546,838	362,527	34%
131	63500	149	LABORERS	19,084	16,625	-2,459	168,157	50,720	68,348	17,628	0	229,014	160,666	30%
131	63500	187	OVERTIME PAY	0	0	0	34	0	0	0	0	2,000	2,000	0%
131	63500	189	OTHER SALARIES & WAGES	0	0	0	0	0	0	0	0	3,000	3,000	0%
131	63500	201	SOCIAL SECURITY	6,851	4,980	-1,871	59,619	19,968	22,554	2,586	0	74,423	51,869	30%
131	63500	204	PENSIONS	10,521	10,039	-482	94,214	31,701	43,412	11,711	0	144,403	100,991	30%
131	63500	205	EMPLOYEE AND DEPENDENT INSUR	29,016	30,873	1,857	347,556	117,894	123,490	5,597	0	362,800	239,310	34%
131	63500	212	EMPLOYER MEDICARE	1,602	1,165	-438	13,943	4,670	5,275	605	0	17,406	12,131	30%
131	63500	307	COMMUNICATION	82	146	64	1,048	343	398	55	0	3,400	3,002	12%
131	63500	312	CONTRACTS - PRIVATE AGENCIES	0	228	228	1,473	0	2,421	2,421	4,520	6,750	-191	103%
131	63500	327	FREIGHT EXPENSES	2,420	670	-1,750	20,736	12,828	12,773	-55	12,626	30,000	4,601	85%
131	63500	327	DISCOUNTS TAKEN	0	0	0	-4	0	0	0	0	0	0	0%
131	63500	333	LICENSES	0	0	0	590	0	0	0	0	550	550	0%
131	63500	336	MAINTENANCE & REPAIR - EQUIP	0	0	0	1,623	0	0	0	0	7,000	7,000	0%
131	63500	350	INTERNET CONNECTIVITY	36	72	36	394	143	179	36	0	600	421	30%
131	63500	351	RENTALS	0	0	0	0	0	0	0	100	1,000	900	10%
131	63500	361	PERMITS	0	0	0	475	475	475	0	0	475	0	100%
131	63500	399	OTHER CONTRACTED SERVICES(ST	0	0	0	0	0	0	0	0	5,000	5,000	0%

Fnd	Acct	Obj	Account Level Description	October 2021-22	October 2022-23	MONTHLY DIFFERENCE	2021-22 TOTAL EXP	2021-22 YTD	2022-23 YTD	YTD DIFFERENCE	2022-23 OPEN POS	2022-23 BUDGET	REMAINING BUDGET	% BUDGET USED
131			HIGHWAY FUND											
63500			ASPHALT PLANT OPERATIONS											
000			-											
131	63500	404	ASPHALT ' HOT MIX	104,111	51,880	-52,231	914,553	578,453	734,360	155,906	65,488	800,000	153	100%
131	63500	404	ASPH - HOT MIX/DISCOUNTS TAK	-1,041	-375	666	-8,992	-5,785	-7,200	-1,416	2,504	0	4,697	0%
131	63500	405	ASPHALT ' LIQUID	0	0	0	71,884	35,033	0	-35,033	60,000	65,000	5,000	92%
131	63500	409	CRUSHED STONE	27,256	3,730	-23,526	247,596	145,510	156,917	11,407	63,083	345,000	125,000	64%
131	63500	412	DIESEL FUEL	15,973	20,447	4,474	157,865	53,940	64,814	10,874	33,865	250,000	151,321	39%
131	63500	415	ELECTRICITY	5,205	4,385	-820	43,763	15,719	15,904	186	0	55,000	39,096	29%
131	63500	418	EQUIPMENT AND MACHINERY PART	1,840	0	-1,840	16,586	6,901	3,122	-3,779	682	9,000	5,196	42%
131	63500	418	DISCOUNTS TAKEN	0	0	0	-24	0	0	0	0	0	0	0%
131	63500	423	FUEL OIL	0	0	0	56,580	31,020	33,990	2,970	16,010	60,000	10,000	83%
131	63500	426	GENERAL CONSTRUCTION MATERIA	0	0	0	989	0	107	107	436	1,800	1,257	30%
131	63500	433	LUBRICANTS	0	0	0	1,582	1,087	0	-1,087	1,475	1,500	25	98%
131	63500	434	NATURAL GAS	42	43	1	707	126	129	3	0	1,700	1,571	8%
131	63500	445	SAND	2,612	0	-2,612	35,119	18,796	1,130	-17,666	28,870	59,000	29,000	51%
131	63500	454	WATER AND SEWER	111	170	59	1,171	225	402	177	0	1,300	898	31%
131	63500	499	OTHER SUPPLIES AND MATERIALS	80	0	-80	480	160	410	250	0	800	390	51%
131	63500	599	OTHER CHARGES	0	0	0	0	0	0	0	0	500	500	0%
131	63500	703	ASPHALT PLANT EQUIPMENT	0	0	0	15,512	0	0	0	13,404	53,000	39,596	25%
131	63500	707	BUILDING IMPROVEMENTS	0	0	0	0	0	0	0	0	10,000	10,000	0%
131	63500	---		322,004	214,553	-107,452	3,120,322	1,410,809	1,602,061	191,252	303,063	3,567,764	1,662,642	53%
131	63500	---		322,004	214,553	-107,452	3,120,322	1,410,809	1,602,061	191,252	303,063	3,567,764	1,662,642	53%
				=====	=====	=====	=====	=====	=====	=====	=====	=====	=====	=====
63600			TRAFFIC CONTROL											
000			-											
131	63600	132	MATERIALS SUPERVISOR	4,615	3,334	-1,281	40,858	13,815	14,956	1,141	0	43,514	28,558	34%
131	63600	149	LABORERS	2,192	570	-1,623	11,304	6,062	6,233	171	0	32,032	25,799	19%
131	63600	187	OVERTIME PAY	0	0	0	0	0	0	0	0	1,000	1,000	0%
131	63600	201	SOCIAL SECURITY	408	227	-181	3,060	1,175	1,252	78	0	4,746	3,494	26%
131	63600	204	PENSIONS	444	401	-42	3,962	1,328	1,799	472	0	9,209	7,410	20%
131	63600	205	EMPLOYEE AND DEPENDENT INSUR	1,643	1,774	131	19,712	6,571	7,096	526	0	21,300	14,204	33%
131	63600	212	EMPLOYER MEDICARE	95	53	-42	716	275	293	18	0	1,110	817	26%
131	63600	327	FREIGHT EXPENSES	81	0	-81	306	111	0	-111	0	700	700	0%
131	63600	443	ROAD SIGNS	750	0	-750	15,626	5,898	0	-5,898	0	14,500	14,500	0%
131	63600	446	SMALL TOOLS	0	0	0	86	0	0	0	0	1,000	1,000	0%

Fnd Acct	Obj	Account Level Description	October 2021-22	October 2022-23	MONTHLY DIFFERENCE	2021-22 TOTAL EXP	2021-22 YTD	2022-23 YTD	YTD DIFFERENCE	2022-23 OPEN POS	2022-23 BUDGET	REMAINING BUDGET	% BUDGET USED
131		HIGHWAY FUND											
63600		TRAFFIC CONTROL											
000		-											
131 63600 468		CHEMICALS	0	0	0	1,388	0	0	0	0	3,000	3,000	0%
131 63600 499		OTHER SUPPLIES AND MATERIALS	0	0	0	89	0	0	0	0	1,000	1,000	0%
131 63600 599		OTHER CHARGES	0	0	0	0	0	0	0	0	1,000	1,000	0%
131 63600 ---			10,228	6,359	-3,869	97,107	35,235	31,629	-3,603	0	134,111	102,482	24%
131 63600 ---			10,228	6,359	-3,869	97,107	35,235	31,629	-3,603	0	134,111	102,482	24%
=====													
68000		CAPITAL OUTLAY											
000		-											
131 68000 327		FREIGHT EXPENSES	0	0	0	0	0	0	0	0	500	500	0%
131 68000 705		BRIDGE CONSTRUCTION	0	0	0	94,136	34,986	0	-34,986	0	385,000	385,000	0%
131 68000 706		BUILDING CONSTRUCTION	0	0	0	31,104	0	0	0	0	40,000	40,000	0%
131 68000 713		HIGHWAY CONSTRUCTION	0	0	0	0	0	0	0	178,421	185,621	7,200	96%
131 68000 714		HIGHWAY EQUIPMENT	0	0	0	475,169	0	0	0	0	50,000	50,000	0%
131 68000 718		MOTOR VEHICLES	0	0	0	1,489,400	0	0	0	74,000	100,000	26,000	74%
131 68000 723		RIGHT OF WAY	0	0	0	0	0	0	0	0	10,000	10,000	0%
131 68000 790		OTHER EQUIPMENT	0	0	0	30,780	30,780	0	-30,780	0	50,830	50,830	0%
131 68000 ---			0	0	0	2,120,589	65,766	0	-65,766	252,421	821,951	569,530	31%
604		TOMMY CAMPBELL RD BRIDGE											
131 68000 705		BRIDGE CONSTR - TOMMY CAMPBE	0	0	0	45,000	0	0	0	0	1,946,500	1,946,500	0%
131 68000 723		RIGHT OF WAY - TOMMY CAMPBEL	0	0	0	8,500	0	0	0	0	0	0	0%
131 68000 ---			0	0	0	53,500	0	0	0	0	1,946,500	1,946,500	0%
605		GARLAND RD BRIDGE											
131 68000 705		BRIDGE CONSTR - GARLAND RD	0	0	0	858,621	0	0	0	0	0	0	0%
131 68000 ---			0	0	0	858,621	0	0	0	0	0	0	0%
131 68000 ---			0	0	0	3,032,710	65,766	0	-65,766	252,421	2,768,451	2,516,030	9%
=====													

Fnd	Acct	Obj	Account Level Description	October 2021-22	October 2022-23	MONTHLY DIFFERENCE	2021-22 TOTAL EXP	2021-22 YTD	2022-23 YTD	YTD DIFFERENCE	2022-23 OPEN POS	2022-23 BUDGET	REMAINING BUDGET	% BUDGET USED
131			HIGHWAY FUND											
00000														
000														
131	-----	---		720,055	528,418	-191,633	10,414,538	2,945,599	3,137,395	191,800	847,354	11,758,423	7,773,681	34%
				=====	=====	=====	=====	=====	=====	=====	=====	=====	=====	=====

Fnd	Acct	Obj	Account Level Description	October 2021-22	October 2022-23	MONTHLY DIFFERENCE	2021-22 TOTAL EXP	2021-22 YTD	2022-23 YTD	YTD DIFFERENCE	2022-23 OPEN POS	2022-23 BUDGET	REMAINING BUDGET	% BUDGET USED
151			GENERAL DEBT SERVICE FUND											
82110			GENERAL GOVERNMENT - PRINCIPAL											
000			-											
151	82110	601	PRINCIPAL ON BONDS	0	0	0	1,310,000	0	0	0	0	1,375,000	1,375,000	0%
151	82110	602	PRINCIPAL ON NOTES	190,000	0	-190,000	320,000	320,000	0	-320,000	0	0	0	0%
151	82110	---		190,000	0	-190,000	1,630,000	320,000	0	-320,000	0	1,375,000	1,375,000	0%
151	82110	---		190,000	0	-190,000	1,630,000	320,000	0	-320,000	0	1,375,000	1,375,000	0%
				=====	=====	=====	=====	=====	=====	=====	=====	=====	=====	=====
82120			HIGHWAYS AND STREETS - PRINCIP											
000			-											
151	82120	602	PRINCIPAL ON NOTES	696,190	0	-696,190	954,547	954,547	0	-954,547	0	0	0	0%
151	82120	---		696,190	0	-696,190	954,547	954,547	0	-954,547	0	0	0	0%
151	82120	---		696,190	0	-696,190	954,547	954,547	0	-954,547	0	0	0	0%
				=====	=====	=====	=====	=====	=====	=====	=====	=====	=====	=====
82130			EDUCATION - PRINCIPAL											
000			-											
151	82130	601	PRINCIPAL ON BONDS	320,000	0	-320,000	6,280,000	465,000	0	-465,000	0	6,055,000	6,055,000	0%
151	82130	602	PRINCIPAL ON NOTES	288,810	0	-288,810	375,453	375,453	0	-375,453	0	0	0	0%
151	82130	---		608,810	0	-608,810	6,655,453	840,453	0	-840,453	0	6,055,000	6,055,000	0%
151	82130	---		608,810	0	-608,810	6,655,453	840,453	0	-840,453	0	6,055,000	6,055,000	0%
				=====	=====	=====	=====	=====	=====	=====	=====	=====	=====	=====
82210			GENERAL GOVERNMENT - INTEREST											
000			-											
151	82210	603	INTEREST ON BONDS	0	0	0	1,050,368	0	0	0	0	994,918	994,918	0%
151	82210	604	INTEREST ON NOTES	1,414	0	-1,414	5,777	5,777	0	-5,777	0	0	0	0%
151	82210	---		1,414	0	-1,414	1,056,145	5,777	0	-5,777	0	994,918	994,918	0%
151	82210	---		1,414	0	-1,414	1,056,145	5,777	0	-5,777	0	994,918	994,918	0%
				=====	=====	=====	=====	=====	=====	=====	=====	=====	=====	=====

Fnd	Acct	Obj	Account Level Description	October 2021-22	October 2022-23	MONTHLY DIFFERENCE	2021-22 TOTAL EXP	2021-22 YTD	2022-23 YTD	YTD DIFFERENCE	2022-23 OPEN POS	2022-23 BUDGET	REMAINING BUDGET	% BUDGET USED
151			GENERAL DEBT SERVICE FUND											
82220			HIGHWAYS AND STREETS - INTERE											
000			-											
151	82220	604	INTEREST ON NOTES	5,165	0	-5,165	18,392	18,392	0	-18,392	0	0	0	0%
151	82220	---		5,165	0	-5,165	18,392	18,392	0	-18,392	0	0	0	0%
151	82220	---		5,165	0	-5,165	18,392	18,392	0	-18,392	0	0	0	0%
=====														
82230			EDUCATION - INTEREST											
000			-											
151	82230	603	INTEREST ON BONDS	3,141	0	-3,141	4,073,530	35,349	13,100	-22,249	0	3,823,960	3,810,860	0%
151	82230	604	INTEREST ON NOTES	2,126	0	-2,126	7,325	7,325	0	-7,325	0	0	0	0%
151	82230	---		5,267	0	-5,267	4,080,855	42,674	13,100	-29,574	0	3,823,960	3,810,860	0%
151	82230	---		5,267	0	-5,267	4,080,855	42,674	13,100	-29,574	0	3,823,960	3,810,860	0%
=====														
82310			GENERAL GOVERNMENT - OTHER DS											
000			-											
151	82310	510	TRUSTEE'S COMMISSION	2,102	3,992	1,890	265,216	4,000	6,823	2,823	0	275,000	268,177	2%
151	82310	699	OTHER DEBT SERVICE	2,500	0	-2,500	5,760	5,669	3,367	-2,302	0	6,500	3,133	52%
151	82310	---		4,602	3,992	-610	270,976	9,669	10,190	521	0	281,500	271,310	4%
151	82310	---		4,602	3,992	-610	270,976	9,669	10,190	521	0	281,500	271,310	4%
=====														
99100			TRANSFERS OUT											
000			-											
151	99100	590	TRANSFERS TO OTHER FUNDS	0	0	0	0	0	0	0	0	2,500,000	2,500,000	0%
151	99100	---		0	0	0	0	0	0	0	0	2,500,000	2,500,000	0%
151	99100	---		0	0	0	0	0	0	0	0	2,500,000	2,500,000	0%
=====														
151	-----	---		1,511,448	3,992	-1,507,456	14,666,368	2,191,512	23,290	-2,168,222	0	15,030,378	15,007,088	0%
=====														

Account Level		October	October	MONTHLY	2021-22	2021-22	2022-23	YTD	2022-23	2022-23	REMAINING	% BUDGET		
Fnd	Acct	Obj	Description	2021-22	2022-23	DIFFERENCE	TOTAL EXP	YTD	YTD	DIFFERENCE	OPEN POS	BUDGET	BUDGET	USED
152			RURAL DEBT SERVICE											
82130			EDUCATION - PRINCIPAL											
000			-											
152	82130	601	PRINCIPAL ON BONDS	970,000	0	-970,000	1,195,000	1,195,000	0	-1,195,000	0	0	0	0%
152	82130	602	PRINCIPAL ON NOTES	0	0	0	0	0	0	0	0	300,718	300,718	0%
152	82130	612	PRINCIPAL ON OTHER LOANS	0	27,338	27,338	0	0	109,352	109,352	0	0	-109,352	0%
152	82130	613	INTERST ON OTHER LOANS	0	903	903	0	0	903	903	0	0	-903	0%
152	82130	---		970,000	28,241	-941,759	1,195,000	1,195,000	110,255	-1,084,745	0	300,718	190,463	37%
152	82130	---		970,000	28,241	-941,759	1,195,000	1,195,000	110,255	-1,084,745	0	300,718	190,463	37%
=====														
82230			EDUCATION - INTEREST											
000			-											
152	82230	603	INTEREST ON BONDS	7,220	0	-7,220	24,570	24,570	0	-24,570	0	0	0	0%
152	82230	604	INTEREST ON NOTES	0	0	0	0	0	0	0	0	9,933	9,933	0%
152	82230	613	INTERST ON OTHER LOANS	0	0	0	0	0	2,709	2,709	0	0	-2,709	0%
152	82230	---		7,220	0	-7,220	24,570	24,570	2,709	-21,861	0	9,933	7,224	27%
152	82230	---		7,220	0	-7,220	24,570	24,570	2,709	-21,861	0	9,933	7,224	27%
=====														
152	-----	---		977,220	28,241	-948,979	1,219,570	1,219,570	112,964	-1,106,606	0	310,651	197,687	36%
=====														

Fnd Acct	Obj	Account Level Description	October 2021-22	October 2022-23	MONTHLY DIFFERENCE	2021-22 TOTAL EXP	2021-22 YTD	2022-23 YTD	YTD DIFFERENCE	2022-23 OPEN POS	2022-23 BUDGET	REMAINING BUDGET	% BUDGET USED
171		GENERAL CAPITAL PROJECTS FUND											
91110		GENERAL ADMINISTRATION PROJECT											
000		-											
171 91110 510		TRUSTEE'S COMMISSION	168	434	266	27,303	381	659	279	0	33,000	32,341	2%
171 91110 707		BUILDING IMPROVEMENTS	0	0	0	110,001	0	0	0	0	1,215,000	1,215,000	0%
171 91110 709		DATA PROCESSING EQUIPMENT	0	0	0	133,057	129,593	127,039	-2,554	0	152,000	24,961	84%
171 91110 799		OTHER CAPITAL OUTLAY	0	0	0	0	0	0	0	4,927	22,000	17,073	22%
171 91110 ---			168	434	266	270,361	129,974	127,698	-2,275	4,927	1,422,000	1,289,375	9%
108		ELECTION COMM SPACE RENO/NEW											
171 91110 706		ELECTION COMMISSION BUILDING	0	15,781	15,781	0	0	15,781	15,781	9,219	125,000	100,000	20%
171 91110 799		ELECTION SPACE RENOVATION	0	0	0	11,466	0	0	0	0	0	0	0%
171 91110 ---			0	15,781	15,781	11,466	0	15,781	15,781	9,219	125,000	100,000	20%
171 91110 ---			168	16,215	16,047	281,827	129,974	143,479	13,506	14,146	1,547,000	1,389,375	10%
91130		PUBLIC SAFETY PROJECTS											
000		-											
171 91130 707		BUILDING IMPROVEMENTS	0	8,217	8,217	2,286,825	0	8,217	8,217	20,650	124,000	95,133	23%
171 91130 708		PUB SAFETY - COMMUNICATIONS	0	0	0	99,985	0	0	0	0	0	0	0%
171 91130 709		DATA PROCESSING EQUIPMENT	684	0	-684	179,899	684	1,400	716	33,410	59,000	24,190	59%
171 91130 710		FOOD SERVICE EQUIPMENT	0	0	0	0	0	0	0	0	82,000	82,000	0%
171 91130 711		FURNITURE AND FIXTURES	0	0	0	0	0	0	0	0	11,000	11,000	0%
171 91130 716		LAW ENFORCEMENT EQUIP	0	0	0	423,335	0	0	0	0	0	0	0%
171 91130 799		OTHER CAPITAL OUTLAY	0	0	0	283,560	0	0	0	0	0	0	0%
171 91130 ---			684	8,217	7,533	3,273,604	684	9,617	8,933	54,060	276,000	212,323	23%
171 91130 ---			684	8,217	7,533	3,273,604	684	9,617	8,933	54,060	276,000	212,323	23%

Fnd Acct	Obj	Account Level Description	October 2021-22	October 2022-23	MONTHLY DIFFERENCE	2021-22 TOTAL EXP	2021-22 YTD	2022-23 YTD	YTD DIFFERENCE	2022-23 OPEN POS	2022-23 BUDGET	REMAINING BUDGET	% BUDGET USED
171		GENERAL CAPITAL PROJECTS FUND											
91140		PUBLIC HEALTH AND WELFARE PROJ											
000		-											
171 91140 707		BUILDING IMPROVEMENTS	0	0	0	174,282	0	0	0	0	0	0	0%
171 91140 707		HEALTH DEPT RENOVATIONS	0	3,263	3,263	0	0	6,350	6,350	3,000	40,000	30,650	23%
171 91140 799		OTHER CAPITAL OUTLAY	0	0	0	261,558	0	0	0	458,362	458,400	38	100%
171 91140 ---			0	3,263	3,263	435,840	0	6,350	6,350	461,362	498,400	30,688	94%
834		HEALTH AWNING/DRIVE THRU GRANT											
171 91140 707		IMMUNIZATON AWNING/STORAGE B	0	0	0	0	0	0	0	0	1,100,000	1,100,000	0%
171 91140 ---			0	0	0	0	0	0	0	0	1,100,000	1,100,000	0%
171 91140 ---			0	3,263	3,263	435,840	0	6,350	6,350	461,362	1,598,400	1,130,688	29%
91150		SOCIAL, CULTURAL AND RECREATIO											
000		-											
171 91150 724		BOONES CREEK ATHLETIC FIELDS	0	0	0	105,092	0	0	0	0	5,299,745	5,299,745	0%
171 91150 ---			0	0	0	105,092	0	0	0	0	5,299,745	5,299,745	0%
171 91150 ---			0	0	0	105,092	0	0	0	0	5,299,745	5,299,745	0%
95900		CAP PROJ - DONATED TO OTHERS											
601		KNOB CREEK RD OVERPASS											
171 95900 723		KNOB CREEK ROAD IMPROVEMENTS	0	0	0	4,700	0	0	0	0	0	0	0%
171 95900 ---			0	0	0	4,700	0	0	0	0	0	0	0%
171 95900 ---			0	0	0	4,700	0	0	0	0	0	0	0%
171 -----			852	27,695	26,843	4,101,063	130,658	159,446	28,789	529,568	8,721,145	8,032,131	8%

Fnd Acct	Obj	Account Level Description	October 2021-22	October 2022-23	MONTHLY DIFFERENCE	2021-22 TOTAL EXP	2021-22 YTD	2022-23 YTD	YTD DIFFERENCE	2022-23 OPEN POS	2022-23 BUDGET	REMAINING BUDGET	% BUDGET USED
177		EDUCATION CAPITAL PROJECTS											
91300		EDUCATION CAPITAL PROJECTS											
000		-											
177 91300 510		TRUSTEE'S COMMISSION	941	1,793	853	120,430	1,698	3,039	1,341	0	224,000	220,961	1%
177 91300 707		BUILDING IMPR - GENERAL	0	0	0	0	0	0	0	0	3,082,000	3,082,000	0%
177 91300 707		BUILDING IMPR - DBHS	0	0	0	0	0	0	0	0	2,683,000	2,683,000	0%
177 91300 707		BUILDING IMPR - DCHS	0	0	0	0	0	0	0	0	2,425,000	2,425,000	0%
177 91300 790		OTHER CAP EQUIP (UNASSIGNED)	0	0	0	524,009	0	0	0	0	0	0	0%
177 91300 799		OTHER CAP OUTLAY (DBHS)	0	0	0	808,351	0	0	0	0	0	0	0%
177 91300 799		OTHER CAP OUTLAY (DCHS)	0	0	0	815,390	0	0	0	0	0	0	0%
177 91300 799		OTHER CAP OUTLAY (GRAY)	0	0	0	165,000	0	0	0	0	0	0	0%
177 91300 ---			941	1,793	853	2,433,180	1,698	3,039	1,341	0	8,414,000	8,410,961	0%
106		BOE EESI LIGHTING UPGRADE 2022											
177 91300 707		BOE EESI LIGHTING UPGRADE 20	0	0	0	2,330,738	0	0	0	0	0	0	0%
177 91300 ---			0	0	0	2,330,738	0	0	0	0	0	0	0%
177 91300 ---			941	1,793	853	4,763,918	1,698	3,039	1,341	0	8,414,000	8,410,961	0%
=====													
95100		CAP PROJ - DONATED TO SCHOOLS											
000		-											
177 95100 709		SCHOOL TECHNOLOGY EQUIPMENT	0	0	0	639,961	639,961	639,760	-201	0	640,000	240	100%
177 95100 729		SCHOOL BUSES	0	0	0	946,000	0	0	0	0	460,000	460,000	0%
177 95100 ---			0	0	0	1,585,961	639,961	639,760	-201	0	1,100,000	460,240	58%
177 95100 ---			0	0	0	1,585,961	639,961	639,760	-201	0	1,100,000	460,240	58%
=====													
99100		TRANSFERS OUT											
000		-											
177 99100 590		TRANSFERS TO OTHER FUNDS	0	0	0	0	0	0	0	0	1,000,000	1,000,000	0%
177 99100 ---			0	0	0	0	0	0	0	0	1,000,000	1,000,000	0%
177 99100 ---			0	0	0	0	0	0	0	0	1,000,000	1,000,000	0%

Fnd	Acct	Obj	Account Level Description	October 2021-22	October 2022-23	MONTHLY DIFFERENCE	2021-22 TOTAL EXP	2021-22 YTD	2022-23 YTD	YTD DIFFERENCE	2022-23 OPEN POS	2022-23 BUDGET	REMAINING BUDGET	% BUDGET USED
177			EDUCATION CAPITAL PROJECTS											
99100			TRANSFERS OUT											
000			-											
177	-----	----		941	1,793	853	6,349,879	641,659	642,799	1,140	0	10,514,000	9,871,201	6%

Fnd	Acct	Obj	Account Level Description	October 2021-22	October 2022-23	MONTHLY DIFFERENCE	2021-22 TOTAL EXP	2021-22 YTD	2022-23 YTD	YTD DIFFERENCE	2022-23 OPEN POS	2022-23 BUDGET	REMAINING BUDGET	% BUDGET USED
263			SELF-INSURANCE FUND											
58600			EMPLOYEE BENEFITS											
000			-											
263	58600	202	ADMINISTRATIVE FEES	25,766	19,430	-6,337	325,971	102,013	86,134	-15,880	0	225,124	138,991	38%
263	58600	202	STOP LOSS & VISION PREMIUMS	31,077	34,061	2,984	249,652	125,067	128,409	3,341	0	424,527	296,118	30%
263	58600	307	COMMUNICATIONS	54	69	16	1,153	530	279	-251	0	0	-279	0%
263	58600	308	CONSULTANTS	2,917	5,833	2,917	35,000	8,750	11,667	2,917	0	35,000	23,333	33%
263	58600	312	CLINIC STAFFING CHARGES	12,789	13,156	368	165,444	38,159	42,452	4,293	0	175,000	132,548	24%
263	58600	312	CLINIC MEDICATIONS	2,428	15,096	12,668	101,455	24,124	34,057	9,934	0	120,000	85,943	28%
263	58600	312	CLINIC LAB CHARGES	1,201	726	-475	10,565	3,502	3,596	93	0	19,000	15,404	19%
263	58600	312	CLINIC SUPPLIES & TELEMED	797	292	-505	7,246	2,834	450	-2,384	0	23,370	22,920	2%
263	58600	312	CLINIC CONTRACT	9,642	9,285	-357	113,012	39,022	37,427	-1,594	0	140,000	102,573	27%
263	58600	347	PEST CONTROL	0	0	0	330	330	330	0	0	330	0	100%
263	58600	350	INTERNET CONNECTIVITY	0	100	100	500	0	300	300	0	0	-300	0%
263	58600	351	RENTALS	0	3,204	3,204	18,022	6,007	7,809	1,802	0	18,800	10,991	42%
263	58600	413	MEDICAL SUPPLIES	434	1,841	1,407	18,596	6,485	4,088	-2,397	10,890	0	-14,978	0%
263	58600	415	ELECTRICITY	112	141	29	1,536	369	481	113	0	1,400	919	34%
263	58600	435	OFFICE SUPPLIES	228	0	-228	1,342	484	0	-484	1,200	1,500	300	80%
263	58600	454	WATER AND SEWER	0	53	53	567	101	158	57	0	600	442	26%
263	58600	507	MEDICAL & DENTAL CLAIMS	227,496	380,823	153,327	4,024,600	849,293	1,256,390	407,097	0	4,021,000	2,764,610	31%
263	58600	507	BCBS EXPRESS SCRIPTS	155,243	130,318	-24,925	1,865,866	678,922	597,315	-81,608	0	2,043,000	1,445,685	29%
263	58600	507	BCBS REBATES & SAVINGS	27	-149,633	-149,660	-522,610	630	-213,904	-214,534	0	-300,000	-86,096	71%
263	58600	599	OTHER CHARGES	0	0	0	2,179	0	0	0	0	0	0	0%
263	58600	---		470,211	464,795	-5,414	6,420,426	1,886,622	1,997,438	110,815	12,090	6,948,651	4,939,124	29%
263	58600	---		470,211	464,795	-5,414	6,420,426	1,886,622	1,997,438	110,815	12,090	6,948,651	4,939,124	29%
263	-----	---		470,211	464,795	-5,414	6,420,426	1,886,622	1,997,438	110,815	12,090	6,948,651	4,939,124	29%

Number of Accounts: 1433

\*\*\*\*\* End of report \*\*\*\*\*