

Washington County, TN



Fund Financial Statements *(Budgetary Basis)*

For the Period Ending
December 31, 2022
(Unaudited)

101-General Fund

116-Solid Waste Fund

122-Drug Fund

127-ARPA Special Revenue Fund

131-Highway Fund

151-Debt Service Fund

152-Rural Debt Service Fund

171-Capital Projects Funds

177-Education Capital Projects Fund

263-Insurance Fund

Table of Contents

Fund Operating Summary	1
Property Tax Revenue Trend Analysis	2
Revenue Detail & Expense Summary by Fund	
101 - General Fund.....	5
116 - Solid Waste Fund	13
122 - Drug Fund	15
127 – ARPA Special Revenue Fund	16
131 – Highway Fund.....	17
151 – Debt Service Fund	20
152 – Rural Debt Service Fund.....	22
171 – Capital Projects Fund.....	23
177 – Education Capital Projects Fund.....	25
263 – Employee Health Self-Insurance Fund.....	27
Revenue Comparison by Fund	
101 - General Fund.....	28
116 - Solid Waste Fund	31
122 - Drug Fund	32
127 – ARPA Special Revenue Fund	33
131 – Highway Fund.....	34
151 – Debt Service Fund	35
152 – Rural Debt Service Fund.....	36
171 – Capital Projects Fund.....	37
177 – Education Capital Projects Fund.....	38
263 – Employee Health Self-Insurance Fund.....	39
Expense Detail by Fund	
101 - General Fund.....	40
116 - Solid Waste Fund	89
122 - Drug Fund	92
127 – ARPA Special Revenue Fund	93
131 – Highway Fund.....	95
151 – Debt Service Fund	103
152 – Rural Debt Service Fund.....	105
171 – Capital Projects Fund.....	106
177 – Education Capital Projects Fund.....	108
263 – Employee Health Self-Insurance Fund.....	110

Washington County

Fund Operating Summary - Budgetary Basis

For the Period Ending December 31, 2022 (Unaudited)

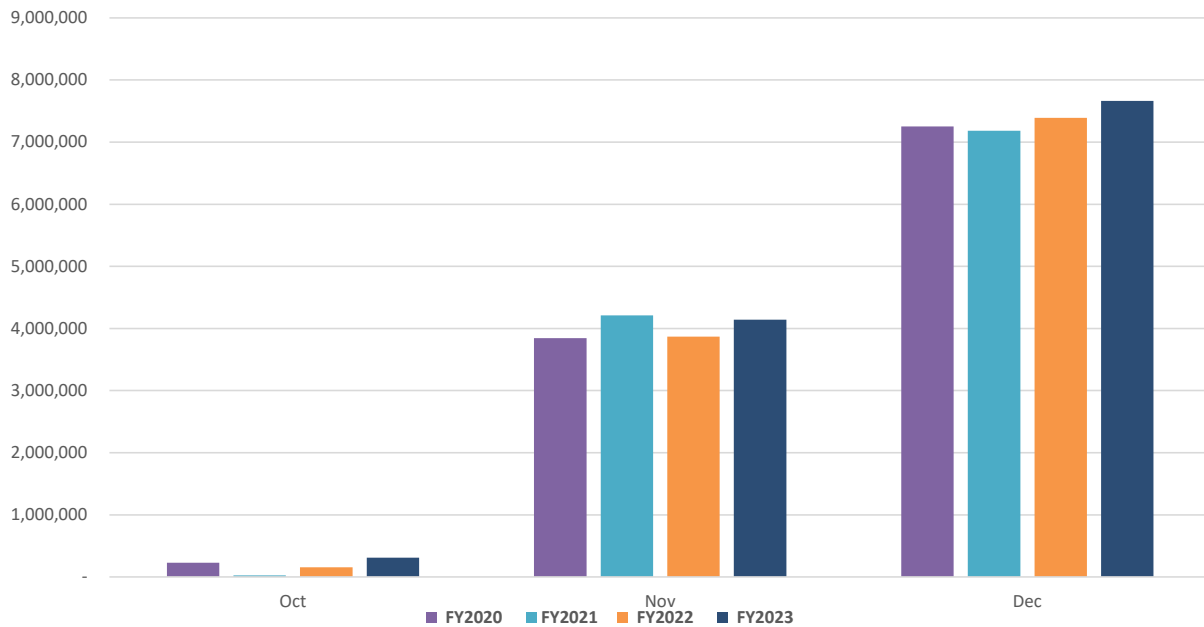
#	Fund	Fund Balance 6-30-2022	Revenue	Expense	Revenue Over (Under) Expense	Fund Balance 12-31-2022 (Unaudited)
101	General	21,185,961	20,227,669	28,866,243	(8,638,574)	12,547,387
116	Solid Waste	648,565	834,200	937,476	(103,276)	545,289
122	Drug	353,307	13,367	27,699	(14,332)	338,975
127	ARPA Special Revenue	22,593,305	1,106	7,060,565	(7,059,459)	15,533,846
131	Highway	6,573,430	4,565,987	4,805,711	(239,724)	6,333,706
151	Debt Service	6,144,478	7,110,507	2,551,182	4,559,325	10,703,803
152	Rural Debt Service	9,927	169,502	141,205	28,297	38,224
171	Capital Projects	5,614,179	6,283,437	908,639	5,374,798	10,988,977
177	Education Capital Projects	4,857,279	3,267,310	1,703,207	1,564,103	6,421,382
263	Self-Insurance	3,791,894	3,446,349	3,413,576	32,773	3,824,667

General Fund

Current Year Property Tax Trend Analysis - General Fund

Month	FY2020		FY2021		FY2022		FY2023	
	Amount	Cumulative % of Budget	Amount	Cumulative % of Budget	Amount	Cumulative % of Budget	Amount	Cumulative % of Budget
Jul	2,398	0.0%	11,680	0.1%	821	0.0%	1,097	0.0%
Aug	-	0.0%	-	0.1%	-	0.0%	-	0.0%
Sep	(95)	0.0%	-	0.1%	-	0.0%	-	0.0%
Oct	227,308	1.0%	25,285	0.2%	153,554	0.7%	309,450	1.4%
Nov	3,843,419	18.5%	4,209,271	19.4%	3,869,542	18.1%	4,139,581	19.7%
Dec	7,253,037	51.4%	7,184,131	52.2%	7,392,975	51.5%	7,662,053	53.6%
Jan	2,276,784	61.8%	2,237,949	62.4%	2,387,686	62.3%	-	53.6%
Feb	6,874,889	93.0%	6,694,020	92.9%	6,645,894	92.2%	-	53.6%
Mar	1,042,378	97.7%	1,592,643	100.2%	1,852,138	100.6%	-	53.6%
Apr	129,942	98.3%	343,642	101.8%	116,367	101.1%	-	53.6%
May	78,151	98.7%	181,111	102.6%	185,917	101.9%	-	53.6%
Jun	136,713	99.3%	(28,088)	102.4%	143,325	102.6%	-	53.6%
Actual	<u>21,864,924</u>	99.3%	<u>22,451,644</u>	102.4%	<u>22,748,219</u>	102.6%	<u>12,112,181</u>	53.6%
Budget	<u>22,017,420</u>		<u>21,914,750</u>		<u>22,172,770</u>		<u>22,617,358</u>	
Surplus / (Deficit)	<u>(152,496)</u>		<u>536,894</u>		<u>575,449</u>		<u>(10,505,177)</u>	

General Fund - Property Tax

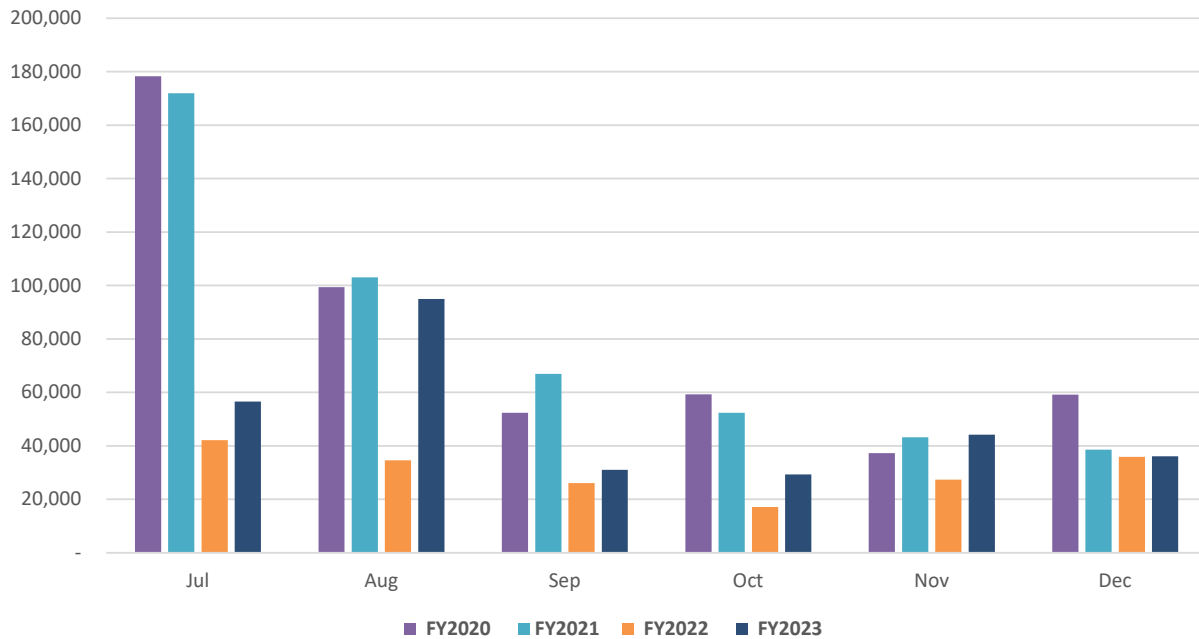


General Fund

Trustee Prior Year Collections - General Fund

Month	FY2020		FY2021		FY2022		FY2023	
	Cumulative Amount	% of Budget	Cumulative Amount	% of Budget	Cumulative Amount	% of Budget	Cumulative Amount	% of Budget
Jul	178,241	25.5%	171,923	24.6%	42,151	6.0%	56,615	12.4%
Aug	99,384	39.7%	103,057	39.3%	34,583	11.0%	94,923	33.1%
Sep	52,376	47.1%	66,925	48.8%	26,090	14.7%	31,016	39.9%
Oct	59,334	55.6%	52,379	56.3%	17,095	17.1%	29,328	46.3%
Nov	37,283	60.9%	43,249	62.5%	27,374	21.0%	44,167	55.9%
Dec	59,180	69.4%	38,597	68.0%	35,938	26.2%	36,151	63.8%
Jan	32,943	74.1%	41,410	73.9%	25,967	29.9%	-	63.8%
Feb	51,989	81.5%	73,600	84.4%	41,728	35.8%	-	63.8%
Mar	124,795	99.4%	112,603	100.5%	116,817	52.5%	-	63.8%
Apr	407	99.4%	2,794	100.9%	14,221	54.6%	-	63.8%
May	-	99.4%	21	100.9%	168	54.6%	-	63.8%
Jun	512	99.5%	-	100.9%	383	54.6%	-	63.8%
Actual	<u>696,444</u>	99.5%	<u>706,558</u>	100.9%	<u>382,515</u>	54.6%	<u>292,200</u>	63.8%
Budget	<u>700,000</u>		<u>700,000</u>		<u>700,000</u>		<u>458,100</u>	
Surplus / (Deficit)	<u>(3,556)</u>		<u>6,558</u>		<u>(317,485)</u>		<u>(165,900)</u>	

General Fund - Trustee Prior Year Tax Collections

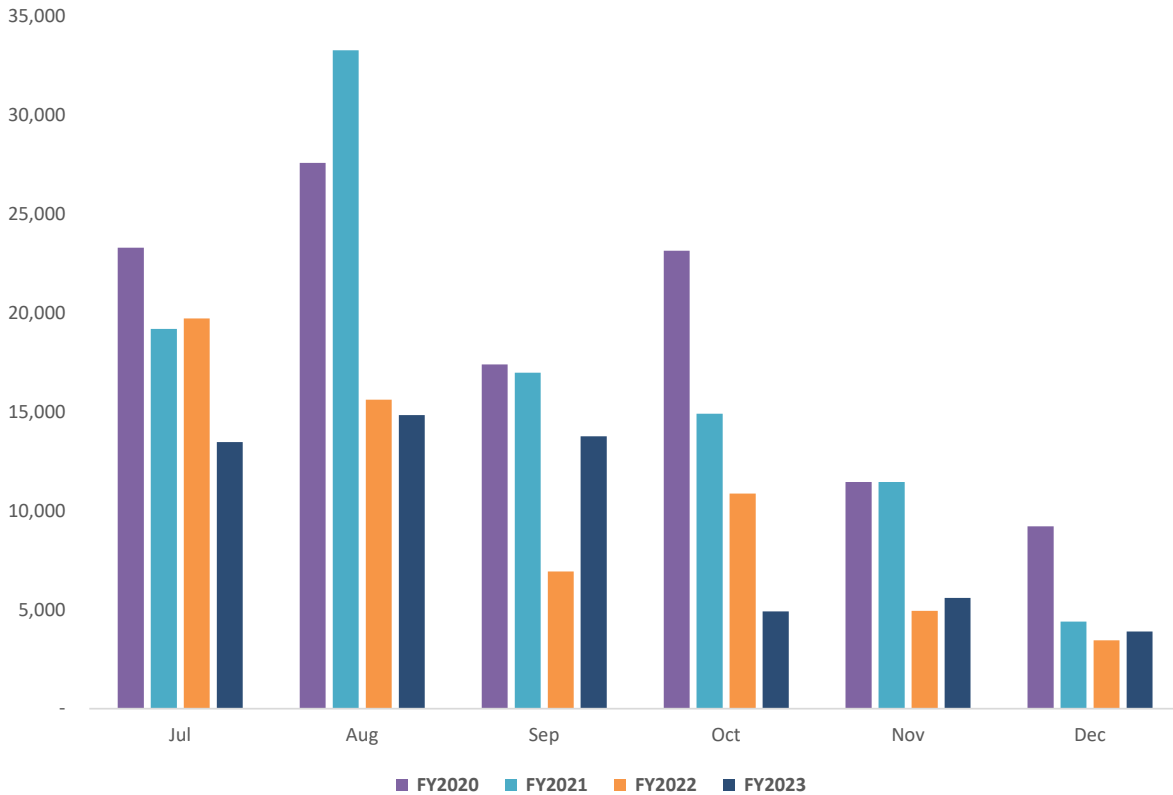


General Fund

Clerk & Master Prior Year Tax Collection Trend Analysis - General Fund

Month	FY2020		FY2021		FY2022		FY2023	
	Amount	Cumulative % of Budget	Amount	Cumulative % of Budget	Amount	Cumulative % of Budget	Amount	Cumulative % of Budget
Jul	23,316	9.3%	19,203	9.6%	19,735	13.2%	13,484	10.8%
Aug	27,602	20.4%	33,298	26.3%	15,633	23.6%	14,850	22.7%
Sep	17,414	27.3%	16,998	34.7%	6,938	28.2%	13,781	33.7%
Oct	23,165	36.6%	14,912	42.2%	10,878	35.5%	4,923	37.6%
Nov	11,467	41.2%	11,463	47.9%	4,941	38.8%	5,608	42.1%
Dec	9,223	44.9%	4,410	50.1%	3,463	41.1%	3,908	45.2%
Jan	9,521	48.7%	4,644	52.5%	4,223	43.9%	-	45.2%
Feb	19,354	56.4%	15,746	60.3%	4,813	47.1%	-	45.2%
Mar	34,715	70.3%	20,414	70.5%	10,236	53.9%	-	45.2%
Apr	32,102	83.2%	11,525	76.3%	15,916	64.5%	-	45.2%
May	15,393	89.3%	7,054	79.8%	4,261	67.4%	-	45.2%
Jun	7,539	92.3%	11,930	85.8%	6,638	71.8%	-	45.2%
Actual	230,811	92.3%	171,597	85.8%	107,675	71.8%	56,554	45.2%
Budget	250,000		200,000		150,000		125,000	
Surplus / (Deficit)	(19,189)		(28,403)		(42,325)		(68,446)	

General Fund - Clerk & Master Prior Year Tax Collections



Fnd Acct	Description	December	December	Difference	2021-22	2021-22	2022-23	Y-O-Y	Y-O-Y	OPEN	2022-23	REMAINING	% BUDGET
		2021-22	2022-23		TOTALS	YTD TOTAL	YTD TOTAL	DIFFERENCE	%	Pos	BUDGET	BUDGET	USED
101	GENERAL FUND												
R	Revenue												
40000	TOTAL LOCAL TAXES												
101 40110	CURRENT PROPERTY TAX	7,392,975	7,662,053	269,077	22,748,220	11,416,892	12,112,181	695,289	6%	0	22,617,358	10,505,177	54%
101 40120	TRUSTEE COLLECTIONS - PRIOR YR	35,938	36,151	213	382,514	183,231	292,200	108,970	59%	0	458,100	165,900	64%
101 40125	TRUSTEE COLLECTIONS - BANKRUPT	772	0	-772	3,520	2,317	36	-2,281	-98%	0	7,500	7,464	0%
101 40130	COURT COLLECTIONS - PRIOR YRS	3,463	3,908	445	107,676	61,589	56,555	-5,034	-8%	0	125,000	68,445	45%
101 40140	INTEREST AND PENALTY	6,897	6,306	-591	114,785	39,189	41,721	2,531	6%	0	150,000	108,279	28%
101 40161	PILOT - TVA	0	0	0	1,827	1,827	1,827	0	0%	0	1,800	-27	102%
101 40162	PILOT - LOCAL UTILITIES	0	0	0	394,937	0	857	857	0%	0	390,000	389,143	0%
101 40163	PILOT - OTHER	0	0	0	5,719	1,082	1,079	-3	0%	0	5,000	3,921	22%
101 40210	LOCAL OPTION SALES TAX	1,604	0	-1,604	20,860	9,656	6,415	-3,241	-34%	0	18,000	11,585	36%
101 40250	LITIGATION TAX - GENERAL	13,142	13,853	711	147,912	75,416	79,647	4,232	6%	0	150,000	70,353	53%
101 40260	LITIGATION TAX - SPECIAL PURPO	1,383	1,401	18	52	8,105	8,483	378	5%	0	14,000	5,517	61%
101 40268	LITIGATION TAX - COURT SECURIT	14,757	15,810	1,053	174,389	88,881	94,451	5,570	6%	0	150,000	55,549	63%
101 40270	BUSINESS TAX	9,312	0	-9,312	827,670	91,150	71,531	-19,620	-22%	0	750,000	678,469	10%
101 40320	BANK EXCISE TAX	0	0	0	149,290	0	0	0	0%	0	150,000	150,000	0%
101 40330	WHOLESALE BEER TAX	29,203	26,436	-2,767	355,402	195,480	190,988	-4,491	-2%	0	380,000	189,012	50%
101 40390	OTHER STATUTORY LOCAL TAXES	9,329	9,610	280	105,467	54,250	57,139	2,888	5%	0	95,000	37,861	60%
101 40---	TOTAL LOCAL TAXES	7,518,775	7,775,528	256,751	25,540,240	12,229,065	13,015,110	786,045	6%	0	25,461,758	12,446,648	51%
41000	TOTAL LICENSES AND PERMITS												
101 41110	MARRIAGE LICENSE	175	234	59	3,111	1,696	1,764	68	4%	0	3,000	1,236	59%
101 41140	CABLE TV FRANCHISE	0	0	0	541,199	6,875	10,772	3,897	57%	0	540,000	529,228	2%
101 41520	BUILDING PERMITS	21,288	21,359	71	466,339	197,832	231,193	33,361	17%	0	425,000	193,808	54%
101 41590	OTHER PERMITS	165	0	-165	6,690	3,435	0	-3,435	-100%	0	10,000	10,000	0%
101 41---	TOTAL LICENSES AND PERMITS	21,628	21,593	-35	1,017,339	209,838	243,729	33,891	16%	0	978,000	734,272	25%
42000	FINES												
101 42110	FINES	737	-12,889	-13,625	36,650	9,119	-2,914	-12,033	-132%	0	25,000	27,914	-12%
101 42210	FINES	105	143	37	6,324	1,282	2,181	899	70%	0	6,000	3,819	36%
101 42241	DRUG COURT FEES	67	68	2	1,328	592	990	398	67%	0	2,000	1,010	50%
101 42250	JAIL FEES	1,167	628	-539	17,556	6,394	11,446	5,052	79%	0	20,000	8,554	57%
101 42280	DUI TREATMENT FINES	83	122	38	2,107	475	617	142	30%	0	2,000	1,383	31%
101 42290	DATA ENTRY FEE -CRIMINAL COURT	435	557	122	6,279	2,892	4,124	1,233	43%	0	8,000	3,876	52%

Fnd	Acct	Description	December	December	Difference	2021-22	2021-22	2022-23	Y-O-Y	Y-O-Y	OPEN	2022-23	REMAINING	% BUDGET
			2021-22	2022-23		TOTALS	YTD TOTAL	YTD TOTAL	DIFFERENCE	%	Pos	BUDGET	BUDGET	USED
101		GENERAL FUND												
R		Revenue												
42000		FINES												
101	42291	COURTROOM SECURITY FEE	2,399	1,658	-741	22,704	11,320	10,781	-539	-5%	0	25,000	14,219	43%
101	42292	VICTIMS ASSISTANCE ASSESSMENTS	507	461	-46	5,395	2,414	2,635	221	9%	0	5,000	2,365	53%
101	42310	FINES	7,937	8,623	686	130,387	49,634	44,125	-5,509	-11%	0	120,000	75,875	37%
101	42311	FINES FOR LITTERING(SESSIONS C	0	459	459	0	0	459	459	0%	0	0	-459	0%
101	42320	OFFICERS COSTS	5,960	6,147	187	72,370	36,097	37,304	1,207	3%	0	80,000	42,696	47%
101	42330	GAME AND FISH FINES	11	0	-11	209	52	50	-2	-4%	0	200	151	25%
101	42341	DRUG COURT FEES	313	0	-313	6,860	3,190	2,542	-648	-20%	0	10,000	7,458	25%
101	42350	JAIL FEES	7,900	7,412	-488	94,825	52,558	58,375	5,817	11%	0	118,000	59,625	49%
101	42380	DUI TREATMENT FINES	682	905	223	17,528	8,669	8,795	125	1%	0	17,000	8,205	52%
101	42390	DATA ENTRY FEE-GENERAL SESSION	2,240	2,469	229	26,651	13,416	15,058	1,641	12%	0	35,000	19,942	43%
101	42391	COURTROOM SECURITY FEE	263	368	106	3,677	1,747	2,273	526	30%	0	5,000	2,727	45%
101	42392	VICTIMS ASSISTANCE ASSESSMENTS	3,299	3,545	245	42,452	21,445	23,996	2,550	12%	0	40,000	16,004	60%
101	42410	FINES	10	48	38	296	372	48	-325	-87%	0	1,000	953	5%
101	42420	OFFICERS COSTS	1,463	218	-1,245	6,194	3,464	1,578	-1,886	-54%	0	5,000	3,422	32%
101	42490	DATA ENTRY FEE-JUVENILE COURT	612	88	-524	1,798	1,016	372	-644	-63%	0	1,500	1,128	25%
101	42491	COURTROOM SECURITY FEE	2	0	-2	2	2	0	-2	-100%	0	0	0	0%
101	42520	OFFICERS COST	201	340	139	2,795	1,444	1,714	270	19%	0	2,500	786	69%
101	42530	DATA ENTRY FEE-CHANCERY COURT	381	456	75	5,267	2,571	2,952	381	15%	0	5,000	2,048	59%
101	42591	COURTROOM SECURITY FEE	6	16	10	224	50	621	571	1,141%	0	500	-121	124%
101	42610	FINES	4,351	3,742	-609	57,266	24,343	21,394	-2,949	-12%	0	45,000	23,606	48%
101	42910	PROCEEDS FROM CONFISCATED PROP	23,269	0	-23,269	57,068	23,269	30,764	7,495	32%	0	0	-30,764	0%
101	42---	FINES	64,400	25,584	-38,816	624,212	277,827	282,280	4,450	2%	0	578,700	296,422	49%
43000		CHARGES FOR CURRENT SERVICES												
101	43170	WORK RELEASE CHARGES FOR BOARD	0	0	0	1,745	0	195	195	0%	0	1,000	805	20%
101	43350	COPY FEES	252	457	205	1,791	564	1,123	559	99%	0	1,150	27	98%
101	43360	LIBRARY FEES	706	505	-202	10,029	5,701	4,154	-1,547	-27%	0	0	-4,154	0%
101	43365	ARCHIVES & RECORDS MANAGEMENT	19,889	20,393	503	264,137	136,340	136,422	81	0%	0	270,000	133,578	51%
101	43370	TELEPHONE COMMISSIONS	7,719	16,623	8,904	263,209	132,193	31,934	-100,259	-76%	0	158,000	126,066	20%
101	43382	ELECTRONIC CITATION FEE	270	438	168	2,792	1,266	1,939	673	53%	0	2,500	562	78%
101	43383	ADD'T TITLE & REGISTRATION FEE	0	9,702	9,702	0	0	53,607	53,607	0%	0	0	-53,607	0%
101	43392	DATA PROCESSING FEE - REGISTER	4,440	2,714	-1,726	50,742	26,906	21,036	-5,870	-22%	0	50,000	28,964	42%
101	43394	DATA PROCESSING FEE - SHERIFF	415	377	-38	4,866	2,331	2,494	163	7%	0	6,000	3,506	42%
101	43395	SEXUAL OFFENDER REGISTR FEE	150	150	0	8,550	1,800	1,200	-600	-33%	0	6,000	4,800	20%

Fnd Acct	Description	December 2021-22	December 2022-23	Difference	2021-22 TOTALS	2021-22 YTD TOTAL	2022-23 YTD TOTAL	Y-O-Y DIFFERENCE	Y-O-Y %	OPEN POS	2022-23 BUDGET	REMAINING BUDGET	% BUDGET USED
101	GENERAL FUND												
R	Revenue												
43000	CHARGES FOR CURRENT SERVICES												
101 43396	DATA PROCESSING FEE-COUNTY CLE	627	204	-423	17,337	5,526	3,408	-2,118	-38%	0	15,000	11,592	23%
101 43397	SUBS/DOC RETRIEVAL FEE - CIRCU	200	400	200	11,000	4,600	4,300	-300	-7%	0	10,000	5,700	43%
101 43399	VEH INS COVERAGE & REINSTATEME	615	250	-365	7,130	2,770	3,320	550	20%	0	5,000	1,680	66%
101 43990	OTHER CHARGES FOR SERVICES	0	55	55	90,675	590	285	-305	-52%	0	90,000	89,715	0%
101 43---	CHARGES FOR CURRENT SERVICES	35,283	52,268	16,983	734,003	320,587	265,417	-55,171	-17%	0	614,650	349,234	43%
44000	TOTAL OTHER LOCAL REVENUE												
101 44110	INVESTMENT INCOME	508	33,518	33,010	-119,980	11,748	54,905	43,157	367%	0	20,000	-34,905	275%
101 44120	LEASE/RENTALS	1,052	11,191	10,139	108,640	54,313	66,397	12,083	22%	0	108,300	41,903	61%
101 44130	SALE OF MATERIALS AND SUPPLIES	0	0	0	873	873	0	-873	-100%	0	0	0	0%
101 44131	COMMISSARY SALES	6,564	8,210	1,646	62,566	28,713	31,432	2,719	9%	0	60,000	28,568	52%
101 44170	MISCELLANEOUS REFUNDS	1,709	2,656	947	34,037	15,467	25,760	10,293	67%	0	25,000	-760	103%
101 44180	EXPENDITURE CREDITS	5	0	-5	5	5	0	-5	-100%	0	0	0	0%
101 44530	SALE OF EQUIPMENT	0	0	0	81,813	5,250	10,327	5,077	97%	0	0	-10,327	0%
101 44540	SALE OF PROPERTY	0	0	0	34,449	37,223	119,017	81,794	220%	0	0	-119,017	0%
101 44570	CONTRIBUTIONS & GIFTS	0	0	0	300	0	0	0	0%	0	0	0	0%
101 44990	OTHER LOCAL REVENUES	0	0	0	3,809	0	0	0	0%	0	0	0	0%
101 44---	TOTAL OTHER LOCAL REVENUE	9,838	55,575	45,737	206,512	153,592	307,838	154,245	100%	0	213,300	-94,538	144%
45000	FEEES RECEIVED FROM COUNTY OFFI												
101 45510	COUNTY CLERK	94,044	103,079	9,035	1,541,124	721,682	778,312	56,630	8%	0	1,700,000	921,688	46%
101 45520	CIRCUIT COURT CLERK	35,200	42,951	7,752	534,150	248,686	326,802	78,116	31%	0	625,000	298,199	52%
101 45540	GENERAL SESSIONS COURT CLERK	68,777	69,320	543	912,233	430,823	450,956	20,133	5%	0	950,000	499,044	47%
101 45550	CLERK AND MASTER	23,450	39,156	15,706	413,997	188,266	237,434	49,168	26%	0	450,000	212,566	53%
101 45560	JUVENILE COURT CLERK	5,850	1,611	-4,239	19,716	10,352	6,707	-3,645	-35%	0	20,000	13,293	34%
101 45580	REGISTER	91,984	47,696	-44,289	886,761	491,467	420,754	-70,714	-14%	0	940,000	519,246	45%
101 45610	TRUSTEE	326,623	355,315	28,692	2,458,515	706,821	785,662	78,841	11%	0	2,500,000	1,714,338	31%
101 45---	FEEES RECEIVED FROM COUNTY OFFI	645,928	659,128	13,200	6,766,496	2,798,097	3,006,627	208,529	7%	0	7,185,000	4,178,374	42%

Fnd Acct	Description	December	December	Difference	2021-22	2021-22	2022-23	Y-O-Y	Y-O-Y	OPEN	2022-23	REMAINING	% BUDGET
		2021-22	2022-23		TOTALS	YTD TOTAL	YTD TOTAL	DIFFERENCE	%	Pos	BUDGET	BUDGET	USED
101	GENERAL FUND												
R	Revenue												
46000	STATE OF TENNESSEE												
101 46110	JUVENILE SERVICES PROGRAM	0	0	0	9,135	0	0	0	0%	0	13,500	13,500	0%
101 46210	LAW ENFORCEMENT TRAINING PROGR	0	0	0	68,800	0	0	0	0%	0	0	0	0%
101 46290	OTHER PUBLIC SAFETY GRANTS	0	10,945	10,945	0	0	17,765	17,765	0%	0	9,974	-7,791	178%
101 46310	HEALTH DEPARTMENT PROGRAMS	58,378	56,358	-2,020	670,006	360,732	415,607	54,876	15%	0	1,142,777	727,170	36%
101 46430	LITTER PROGRAM	9,871	16,572	6,700	64,753	28,676	23,410	-5,266	-18%	0	72,100	48,690	32%
101 46820	INCOME TAX	0	0	0	11,272	48,683	11,272	-37,411	-77%	0	0	-11,272	0%
101 46830	BEER TAX	0	0	0	19,194	10,196	10,443	247	2%	0	20,000	9,557	52%
101 46835	VEHICLE CERT OF TITLE FEE	1,617	1,575	-42	22,698	10,421	9,908	-514	-5%	0	19,000	9,093	52%
101 46840	ALCOHOLIC BEVERAGE TAX	360	0	-360	243,209	84,051	121,751	37,701	45%	0	205,000	83,249	59%
101 46845	OPIOD SETTLEMENT FUNDS	0	0	0	4,148,454	4,148,454	214,029	-3,934,425	-95%	0	0	-214,029	0%
101 46852	STATE REVENUE SHARING - TELECO	21,801	0	-21,801	273,800	127,945	111,959	-15,986	-12%	0	290,000	178,041	39%
101 46855	SPORTS BETTING TAX	0	0	0	67,362	22,516	20,484	-2,032	-9%	0	0	-20,484	0%
101 46915	CONTRACTED PRISONER BOARDING	121,173	169,699	48,526	1,742,364	479,973	648,251	168,278	35%	0	1,680,000	1,031,749	39%
101 46960	REGISTRAR SALARY SUPP - ELECT	0	0	0	15,164	3,791	3,791	0	0%	0	15,200	11,409	25%
101 46980	OTHER STATE GRANTS	5,219	93,167	87,948	986,969	896,765	135,374	-761,391	-85%	0	1,070,000	934,626	13%
101 46990	OTHER STATE REVENUES	0	2,632	2,632	598,248	547,714	644,350	96,636	18%	0	1,185,000	540,650	54%
101 46---	STATE OF TENNESSEE	218,419	350,948	132,528	8,941,428	6,769,917	2,388,394	-4,381,522	-65%	0	5,722,551	3,334,158	42%
47000	FEDERAL GOVERNMENT												
101 47220	CIVIL DEFENSE REIMBURSEMENT	0	0	0	62,890	0	0	0	0%	0	62,500	62,500	0%
101 47235	HOMELAND SECURITY GRANTS	0	0	0	131,741	0	0	0	0%	0	128,000	128,000	0%
101 47250	LAW ENFORCEMENT GRANTS	0	0	0	0	0	765	765	0%	0	92,494	91,729	1%
101 47301	FED CARES ACT UNEMPLOYMENT REB	0	0	0	3,984	3,984	0	-3,984	-100%	0	0	0	0%
101 47307	CESF VIDEO ARRAIGNMENT GRANT	0	0	0	87,031	0	0	0	0%	0	0	0	0%
101 47590	OTHER FEDERAL THROUGH STATE	0	0	0	0	0	20,135	20,135	0%	0	832	-19,303	2,420%
101 47700	ASSET FORFEITURE FUNDS	7,227	0	-7,227	16,841	9,592	0	-9,592	-100%	0	0	0	0%
101 47803	BJA FY20 CORONA VIRUS EMER SUP	0	0	0	0	0	0	0	0%	0	36,299	36,299	0%
101 47990	OTHER DIRECT FEDERAL REVENUE	309,019	2,366	-306,653	1,446,419	544,024	415,000	-129,024	-24%	0	1,260,000	845,000	33%
101 47---	FEDERAL GOVERNMENT	316,246	2,366	-313,880	1,748,906	557,600	435,900	-121,700	-22%	0	1,580,125	1,144,225	28%

Fnd Acct	Description	December 2021-22	December 2022-23	Difference	2021-22 TOTALS	2021-22 YTD TOTAL	2022-23 YTD TOTAL	Y-O-Y DIFFERENCE	Y-O-Y %	OPEN POS	2022-23 BUDGET	REMAINING BUDGET	% BUDGET USED
101	GENERAL FUND												
R	Revenue												
48000	OTHER GOVERNMENT AND CITIZENS												
101 48130	CONTRIBUTIONS	0	0	0	13,500	0	0	0	0%	0	13,500	13,500	0%
101 48140	CONTRACTED SERVICES	0	162,372	162,372	145,936	145,936	162,372	16,436	11%	0	150,000	-12,372	108%
101 48990	OTHER REVENUE	8,750	8,750	0	17,500	8,750	13,430	4,680	53%	0	4,680	-8,750	287%
101 48---	OTHER GOVERNMENT AND CITIZENS	8,750	171,122	162,372	176,936	154,686	175,802	21,116	14%	0	168,180	-7,622	105%
49000	OTHER SOURCES (NON-REVENUE)												
101 49600	PROCEEDS FROM SALE OF CAPITAL	0	0	0	399,800	399,800	0	-399,800	-100%	0	0	0	0%
101 49700	INSURANCE RECOVERY	1,851	0	-1,851	7,522	6,473	25,334	18,862	291%	0	25,335	1	100%
101 49800	TRANSFERS IN	0	0	0	0	0	0	0	0%	0	2,500,000	2,500,000	0%
101 49810	CITY GENERAL FUND TRANSFER	0	25,082	25,082	25,362	7,250	81,238	73,988	1,021%	0	95,720	14,482	85%
101 49997	COMMITTED- ETSU PERF ART CTR	0	0	0	0	0	0	0	0%	0	100,000	100,000	0%
101 49---	OTHER SOURCES (NON-REVENUE)	1,851	25,082	23,231	432,684	413,523	106,572	-306,950	-74%	0	2,721,055	2,614,483	4%
101 -----	Revenue	8,841,118	9,139,194	298,071	46,188,756	23,884,732	20,227,669	-3,657,067	-15%	0	45,223,319	24,995,656	45%
E	Expense												
51000	GENERAL GOVERNMENT												
101 51100	COUNTY COMMISSION	7,175	11,434	4,259	96,862	53,221	77,180	23,958	45%	16,739	204,952	111,033	46%
101 51210	BOARD OF EQUALIZATION	0	0	0	2,300	0	0	0	0%	0	6,210	6,210	0%
101 51300	COUNTY MAYOR/EXECUTIVE	24,374	27,055	2,681	289,291	150,213	150,223	11	0%	2,040	303,384	151,122	50%
101 51400	COUNTY ATTORNEY	20,962	29,112	8,148	314,222	150,171	148,176	-1,994	-1%	2,505	338,094	187,413	45%
101 51500	ELECTION COMMISSION	34,264	150,116	115,851	800,650	282,479	508,129	225,650	80%	763,265	1,618,367	346,974	79%
101 51600	REGISTER OF DEEDS	43,577	46,535	2,958	595,805	310,674	317,023	6,352	2%	33,782	672,786	321,981	52%
101 51720	PLANNING	15,857	17,752	1,895	222,665	116,758	124,764	8,009	7%	1,312	242,445	116,369	52%
101 51750	CODES COMPLIANCE	28,192	26,311	-1,880	425,547	214,891	169,914	-44,975	-21%	70,913	498,396	257,573	48%
101 51800	COUNTY BUILDINGS	26,289	34,095	7,806	435,404	157,372	244,763	87,392	56%	34,030	475,700	196,906	59%
101 51900	OTHER GENERAL ADMINISTRATION	273,340	249,583	-23,756	1,883,494	958,813	742,778	-216,033	-23%	3,815	1,715,642	969,049	44%
101 51910	PRESERVATION OF RECORDS	15,739	15,591	-144	241,867	92,267	106,494	14,230	15%	2,254	281,338	172,591	39%
101 51---	GENERAL GOVERNMENT	489,769	607,584	117,818	5,308,107	2,486,859	2,589,444	102,600	4%	930,655	6,357,314	2,837,221	55%

Fnd Acct	Description	December	December	Difference	2021-22	2021-22	2022-23	Y-O-Y	Y-O-Y	OPEN	2022-23	REMAINING	% BUDGET
		2021-22	2022-23		TOTALS	YTD TOTAL	YTD TOTAL	DIFFERENCE	%	Pos	BUDGET	BUDGET	USED
101	GENERAL FUND												
E	Expense												
52000	FINANCE												
101 52100	ACCOUNTS AND BUDGETS	32,660	43,418	10,756	557,460	250,671	324,233	73,564	29%	3,742	653,490	325,514	50%
101 52200	PURCHASING	16,523	13,180	-3,345	219,189	111,077	94,373	-16,703	-15%	3,207	232,479	134,899	42%
101 52300	PROPERTY ASSESSOR'S OFFICE	22,673	27,940	5,268	331,972	149,052	169,869	20,818	14%	5,206	380,011	204,938	46%
101 52310	REAPPRAISAL PROGRAM	40,425	63,796	23,369	627,576	317,195	320,621	3,426	1%	38,042	849,598	490,936	42%
101 52400	COUNTY TRUSTEE'S OFFICE	42,981	54,809	11,830	555,115	290,469	348,229	57,763	20%	20,340	641,592	273,025	57%
101 52500	COUNTY CLERK'S OFFICE	86,806	102,461	15,657	1,126,402	584,646	605,485	20,841	4%	40,846	1,208,924	562,592	53%
101 52---	FINANCE	242,068	305,604	63,535	3,417,714	1,703,110	1,862,810	159,709	9%	111,383	3,966,094	1,991,904	50%
53000	ADMINISTRATION OF JUSTICE												
101 53100	CIRCUIT COURT	167,027	182,633	15,606	2,250,850	1,126,360	1,155,841	29,484	3%	25,245	2,391,473	1,210,390	49%
101 53110	CIRCUIT COURT (STATE) JUDGE	0	0	0	0	0	163	163	0%	0	0	-163	0%
101 53310	GENERAL SESSIONS JUDGE	54,343	58,243	3,899	675,550	337,720	367,992	30,271	9%	1,432	759,350	389,927	49%
101 53330	DRUG COURT	6,470	11,965	5,496	93,596	32,774	58,290	25,516	78%	25,202	150,562	67,070	55%
101 53400	CHANCERY COURT	68,776	60,180	-8,595	811,652	415,389	403,409	-11,981	-3%	63,555	906,490	439,527	52%
101 53600	DISTRICT ATTORNEY GENERAL	706	6,820	6,114	77,410	43,209	43,085	-124	0%	0	76,600	33,516	56%
101 53900	OTHER ADMIN OF JUSTICE	6,449	1,309	-5,140	160,172	36,167	25,183	-10,984	-30%	1,660	202,406	175,563	13%
101 53920	COURTROOM SECURITY	48,940	52,183	3,243	627,693	331,306	322,961	-8,346	-3%	0	870,318	547,357	37%
101 53930	VICTIM ASSISTANCE PROGRAMS	0	0	0	47,846	11,914	14,557	2,643	22%	0	45,000	30,443	32%
101 53---	ADMINISTRATION OF JUSTICE	352,711	373,333	20,623	4,744,769	2,334,839	2,391,481	56,642	2%	117,094	5,402,199	2,893,630	46%
54000	PUBLIC SAFETY												
101 54110	SHERIFF'S DEPARTMENT	611,584	877,829	266,246	9,365,253	4,707,160	5,283,895	576,731	12%	802,089	11,896,778	5,810,799	51%
101 54150	DRUG ENFORCEMENT	3,756	3,556	-200	0	4,803	5,296	494	10%	0	0	-5,296	0%
101 54160	ADMIN OF SEX OFFENDER REGISTRY	100	0	-100	2,800	400	50	-350	-88%	0	0	-50	0%
101 54210	JAIL	599,716	1,020,127	420,412	10,610,353	4,640,549	5,785,670	1,145,123	25%	1,180,409	11,593,218	4,627,140	60%
101 54240	JUVENILE SERVICES	30,389	42,078	11,693	420,041	206,492	219,152	12,660	6%	8,848	451,087	223,087	51%
101 54250	WORK RELEASE PROGRAM	775	711	-65	10,464	5,038	4,457	-581	-12%	0	12,050	7,593	37%
101 54310	FIRE PREVENTION AND CONTROL	0	0	0	990,500	506,250	517,500	11,250	2%	0	1,011,000	493,500	51%
101 54410	CIVIL DEFENSE - E.M.A.	14,313	19,367	5,054	211,034	98,723	113,054	14,330	15%	12,932	284,829	158,844	44%
101 54420	RESCUE SQUAD & LIFE SAVING CRE	0	0	0	86,000	43,000	43,850	850	2%	0	87,700	43,850	50%
101 54490	OTHER EMERGENCY MANAGEMENT	0	0	0	97,870	0	7,517	7,517	0%	0	128,000	120,483	6%
101 54610	COUNTY MEDICAL EXAMINER	0	73,960	73,960	290,618	72,655	147,919	75,265	104%	0	300,325	152,406	49%

Fnd Acct	Description	December	December	Difference	2021-22	2021-22	2022-23	Y-O-Y	Y-O-Y	OPEN	2022-23	REMAINING	% BUDGET
		2021-22	2022-23		TOTALS	YTD TOTAL	YTD TOTAL	DIFFERENCE	%	Pos	BUDGET	BUDGET	USED
101	GENERAL FUND												
E	Expense												
54000	PUBLIC SAFETY												
101 54900	OTHER PUBLIC SAFETY	590	634	42	982,127	490,746	541,603	50,857	10%	0	1,093,288	551,685	50%
101 54---	PUBLIC SAFETY	1,261,223	2,038,262	777,042	23,067,060	10,775,816	12,669,963	1,894,146	18%	2,004,278	26,858,275	12,184,041	55%
55000	PUBLIC HEALTH AND WELFARE												
101 55110	LOCAL HEALTH CENTER	120,915	127,913	6,998	1,702,389	825,785	867,647	41,861	5%	81,925	2,269,561	1,319,992	42%
101 55120	RABIES AND ANIMAL CONTROL	0	0	0	250,000	125,000	125,000	0	0%	0	250,000	125,000	50%
101 55130	AMBULANCE/EMERGENCY MEDICAL SE	155,997	168,479	12,482	1,871,753	935,894	1,179,356	243,461	26%	0	2,021,753	842,397	58%
101 55170	ALCOHOL AND DRUG PROGRAM	0	1,700,000	1,700,000	0	0	1,700,000	1,700,000	0%	0	3,940,000	2,240,000	43%
101 55310	REGIONAL MENTAL HEALTH CENTER	0	0	0	17,000	8,500	8,500	0	0%	0	17,000	8,500	50%
101 55510	GENERAL WELFARE ASSISTANCE	1,200	1,800	600	37,800	13,800	9,600	-4,200	-30%	0	30,000	20,400	32%
101 55720	SANITATION EDUCATION/INFORMATI	5,856	6,607	751	71,321	48,614	54,318	5,706	12%	0	102,170	47,852	53%
101 55---	PUBLIC HEALTH AND WELFARE	283,968	2,004,799	1,720,831	3,950,263	1,957,593	3,944,421	1,986,828	101%	81,925	8,630,484	4,604,141	47%
56000	SOCIAL,CULTRAL AND RECREATIONA												
101 56100	ADULT ACTIVITIES	0	0	0	121,000	41,500	60,500	19,000	46%	0	121,000	60,500	50%
101 56500	LIBRARIES	46,052	58,777	12,723	845,950	390,521	430,525	40,003	10%	59,020	915,946	426,404	53%
101 56900	OTHER SOCIAL, CULTURAL & RECRE	0	0	0	115,000	57,500	65,000	7,500	13%	0	115,000	50,000	57%
101 56---	SOCIAL,CULTRAL AND RECREATIONA	46,052	58,777	12,723	1,081,950	489,521	556,025	66,503	14%	59,020	1,151,946	536,904	53%
57000	AGRICULTURE & NATURAL RESOURCE												
101 57100	AGRICULTURAL EXTENSION SERVICE	1,889	1,782	-110	446,224	118,828	121,337	2,507	2%	4,378	491,723	366,010	26%
101 57300	FOREST SERVICE	0	0	0	1,500	1,500	1,500	0	0%	0	1,500	0	100%
101 57500	SOIL CONSERVATION	13,451	15,431	1,980	192,847	82,010	82,214	202	0%	0	200,739	118,526	41%
101 57800	STORM WATER MANAGEMENT	2,000	5,460	3,460	60,230	8,000	13,460	5,460	68%	20,000	33,500	40	100%
101 57900	OTHER AGRICULTURE & NATURAL RE	0	0	0	5,080	0	0	0	0%	0	5,000	5,000	0%
101 57---	AGRICULTURE & NATURAL RESOURCE	17,340	22,673	5,330	705,881	210,338	218,511	8,169	4%	24,378	732,462	489,576	33%

Fnd Acct	Description	December	December	Difference	2021-22	2021-22	2022-23	Y-O-Y	Y-O-Y	OPEN	2022-23	REMAINING	% BUDGET
		2021-22	2022-23		TOTALS	YTD TOTAL	YTD TOTAL	DIFFERENCE	%	Pos	BUDGET	BUDGET	USED
101	GENERAL FUND												
E	Expense												
58000	OTHER GENERAL GOVERNMENT												
101 58110	TOURISM	0	0	0	7,000	7,000	10,000	3,000	43%	0	10,000	0	100%
101 58190	OTHER ECOMOMIC AND COMMUNITY D	0	125,237	125,237	708,957	107,346	241,846	134,500	125%	965,866	2,191,156	983,445	55%
101 58220	AIRPORT	559,493	0	-559,493	578,223	568,858	0	-568,858	-100%	0	19,987	19,987	0%
101 58300	VETERANS' SERVICES	4,206	7,544	3,337	57,585	25,772	50,792	25,020	97%	54	112,990	62,144	45%
101 58500	CONTRIBUTIONS TO OTHER AGENCIE	0	0	0	40,500	31,500	0	-31,500	-100%	0	40,500	40,500	0%
101 58600	EMPLOYEE BENEFITS	4,924	0	-4,924	10,319	21,307	0	-21,307	-100%	0	0	0	0%
101 58804	STATE CARES ACT FUNDING (1.9M)	0	0	0	60,030	225	0	-225	-100%	0	0	0	0%
101 58807	CESF VIDEO ARRAIGNMENT GRANT	42,327	0	-42,327	87,031	87,031	0	-87,031	-100%	0	0	0	0%
101 58808	BJF FY20 CORONA VIRUS EMER SUP	0	10,481	10,481	0	0	23,683	23,683	0%	12,624	0	-36,307	0%
101 58900	MISCELLANEOUS	0	0	0	176,620	0	0	0	0%	0	0	0	0%
101 58---	OTHER GENERAL GOVERNMENT	610,950	143,262	-467,689	1,726,265	849,039	326,321	-522,718	-62%	978,544	2,374,633	1,069,769	55%
101 -----	Expense	3,304,081	5,554,294	2,250,213	44,002,009	20,807,115	24,558,976	3,751,879	18%	4,307,277	55,473,407	26,607,186	52%
101 -----	GENERAL FUND	5,537,037	3,584,900	-1,952,142	2,186,747	3,077,617	-4,331,307	-7,408,946	0%	-4,307,277	-10,250,088	-1,611,530	84%
		=====	=====	=====	=====	=====	=====	=====	=====	=====	=====	=====	=====

Fnd Acct	Description	December	December	Difference	2021-22	2021-22	2022-23	Y-O-Y	Y-O-Y	OPEN	2022-23	REMAINING	% BUDGET
		2021-22	2022-23		TOTALS	YTD TOTAL	YTD TOTAL	DIFFERENCE	%	Pos	BUDGET	BUDGET	USED
116	SOLID WASTE/SANITATION												
R	Revenue												
40000	TOTAL LOCAL TAXES												
116 40110	CURRENT PROPERTY TAX	386,202	400,257	14,056	1,188,349	596,404	632,727	36,322	6%	0	1,181,504	548,777	54%
116 40120	TRUSTEE COLLECTIONS - PRIOR YR	1,609	1,884	275	17,027	8,204	15,231	7,027	86%	0	23,900	8,669	64%
116 40125	TRUSTEE COLLECTIONS - BANKRUPT	31	0	-31	144	93	1	-91	-99%	0	390	389	0%
116 40130	COURT COLLECTIONS - PRIOR YRS	155	204	49	5,018	2,758	2,954	197	7%	0	6,530	3,576	45%
116 40140	INTEREST AND PENALTY	306	328	22	5,352	1,747	2,163	415	24%	0	7,840	5,677	28%
116 40161	PILOT - TVA	0	0	0	95	95	95	0	0%	0	90	-5	106%
116 40162	PILOT - LOCAL UTILITIES	0	0	0	20,631	0	45	45	0%	0	20,370	20,325	0%
116 40163	PILOT - OTHER	0	0	0	299	57	56	0	0%	0	260	204	22%
116 40270	BUSINESS TAX	486	0	-486	43,236	3,117	3,737	620	20%	0	39,180	35,443	10%
116 40320	BANK EXCISE TAX	0	0	0	7,799	0	0	0	0%	0	7,840	7,840	0%
116 40---	TOTAL LOCAL TAXES	388,789	402,673	13,885	1,287,950	612,475	657,009	44,535	7%	0	1,287,904	630,895	51%
41000	TOTAL LICENSES AND PERMITS												
116 41110	MARRIAGE LICENSE	9	12	3	163	86	92	6	7%	0	160	68	58%
116 41---	TOTAL LICENSES AND PERMITS	9	12	3	163	86	92	6	7%	0	160	68	58%
43000	CHARGES FOR CURRENT SERVICES												
116 43114	SOLID WASTE DISPOSAL FEE	0	0	0	0	0	0	0	0%	0	5,050	5,050	0%
116 43116	SURCHARGE-WASTE TIRE DISPOSAL	7,415	7,036	-379	150,761	57,317	43,162	-14,155	-25%	0	85,850	42,688	50%
116 43---	CHARGES FOR CURRENT SERVICES	7,415	7,036	-379	150,761	57,317	43,162	-14,155	-25%	0	90,900	47,738	47%
44000	TOTAL OTHER LOCAL REVENUE												
116 44110	INVESTMENT INCOME	6	899	893	-3,491	147	1,392	1,245	848%	0	200	-1,192	696%
116 44145	SALE OF RECYCLED MATERIALS	9,941	14,247	4,306	371,600	157,266	97,366	-59,900	-38%	0	250,000	152,634	39%
116 44170	MISCELLANEOUS REFUNDS	0	0	0	0	0	3,214	3,214	0%	0	0	-3,214	0%
116 44530	SALE OF EQUIPMENT	0	0	0	83,450	45,500	0	-45,500	-100%	0	0	0	0%
116 44990	OTHER LOCAL REVENUES	0	0	0	239	0	0	0	0%	0	0	0	0%
116 44---	TOTAL OTHER LOCAL REVENUE	9,947	15,146	5,199	451,798	202,913	101,972	-100,941	-50%	0	250,200	148,228	41%

Fnd Acct	Description	December 2021-22	December 2022-23	Difference	2021-22 TOTALS	2021-22 YTD TOTAL	2022-23 YTD TOTAL	Y-O-Y DIFFERENCE	Y-O-Y %	OPEN POS	2022-23 BUDGET	REMAINING BUDGET	% BUDGET USED
116	SOLID WASTE/SANITATION												
R	Revenue												
46000	STATE OF TENNESSEE												
116 46170	SOLID WASTE GRANTS	0	0	0	0	0	0	0	0%	0	22,993	22,993	0%
116 46990	OTHER STATE REVENUES	0	0	0	122,127	29,204	31,965	2,760	9%	0	110,000	78,035	29%
116 46---	STATE OF TENNESSEE	0	0	0	122,127	29,204	31,965	2,760	9%	0	132,993	101,028	24%
49000	OTHER SOURCES (NON-REVENUE)												
116 49700	INSURANCE RECOVERY	0	0	0	4,694	4,694	0	-4,694	-100%	0	0	0	0%
116 49800	TRANSFERS IN	0	0	0	15,158	0	0	0	0%	0	0	0	0%
116 49---	OTHER SOURCES (NON-REVENUE)	0	0	0	19,852	4,694	0	-4,694	-100%	0	0	0	0%
116 -----	Revenue	406,160	424,867	18,708	2,032,651	906,689	834,200	-72,489	-8%	0	1,762,157	927,957	47%
E	Expense												
55000	PUBLIC HEALTH AND WELFARE												
116 55732	CONVENIENCE CENTERS	158,292	137,188	-21,105	1,536,965	746,386	776,879	30,496	4%	86,678	1,911,281	1,047,725	45%
116 55759	OTHER WASTE DISPOSAL	17,890	11,702	-6,189	203,541	102,833	63,448	-39,385	-38%	10,471	172,790	98,872	43%
116 55---	PUBLIC HEALTH AND WELFARE	176,182	148,890	-27,294	1,740,506	849,219	840,327	-8,889	-1%	97,149	2,084,071	1,146,597	45%
116 -----	Expense	176,182	148,890	-27,294	1,740,506	849,219	840,327	-8,889	-1%	97,149	2,084,071	1,146,597	45%
116 -----	SOLID WASTE/SANITATION	229,978	275,977	46,002	292,145	57,470	-6,127	-63,600	-5%	-97,149	-321,914	-218,640	32%

Fnd	Acct	Description	December	December	Difference	2021-22	2021-22	2022-23	Y-O-Y	Y-O-Y	OPEN	2022-23	REMAINING	% BUDGET
			2021-22	2022-23		TOTALS	YTD TOTAL	YTD TOTAL	DIFFERENCE	%	Pos	BUDGET	BUDGET	USED
122		DRUG FUND												
R		Revenue												
42000		FINES												
122	42240	DRUG CONTROL FINES	62	0	-62	1,831	1,247	3,342	2,095	168%	0	3,300	-42	101%
122	42340	DRUG CONTROL FINES	356	5,730	5,374	8,887	3,368	8,707	5,339	159%	0	7,000	-1,707	124%
122	42990	OTHER FINES, FORFEITURES, AND	0	0	0	125	0	0	0	0%	0	0	0	0%
122	42---	FINES	418	5,730	5,312	10,843	4,615	12,049	7,434	161%	0	10,300	-1,749	117%
44000		TOTAL OTHER LOCAL REVENUE												
122	44110	INVESTMENT INCOME	10	782	772	-1,842	231	1,318	1,087	471%	0	400	-918	329%
122	44530	SALE OF EQUIPMENT	0	0	0	15,105	15,105	0	-15,105	-100%	0	0	0	0%
122	44990	OTHER LOCAL REVENUES	0	0	0	10,804	10,804	0	-10,804	-100%	0	0	0	0%
122	44---	TOTAL OTHER LOCAL REVENUE	10	782	772	24,067	26,140	1,318	-24,822	-95%	0	400	-918	329%
122	-----	Revenue	428	6,512	6,084	34,910	30,755	13,367	-17,388	-57%	0	10,700	-2,667	125%
E		Expense												
54000		PUBLIC SAFETY												
122	54150	DRUG ENFORCEMENT	7,935	11,640	3,705	16,156	8,513	26,555	18,040	212%	1,144	69,470	41,771	40%
122	54---	PUBLIC SAFETY	7,935	11,640	3,705	16,156	8,513	26,555	18,040	212%	1,144	69,470	41,771	40%
122	-----	Expense	7,935	11,640	3,705	16,156	8,513	26,555	18,040	212%	1,144	69,470	41,771	40%
122	-----	DRUG FUND	-7,507	-5,128	2,379	18,754	22,242	-13,188	-35,428	2%	-1,144	-58,770	-44,438	24%

Fnd Acct	Description	December 2021-22	December 2022-23	Difference	2021-22 TOTALS	2021-22 YTD TOTAL	2022-23 YTD TOTAL	Y-O-Y DIFFERENCE	Y-O-Y %	OPEN POS	2022-23 BUDGET	REMAINING BUDGET	% BUDGET USED
127	ARPA - SPECIAL REVENUE												
R	Revenue												
44000	TOTAL OTHER LOCAL REVENUE												
127 44110	INVESTMENT INCOME	18	71	53	-238,914	2,485	1,106	-1,379	-55%	0	5,000	3,894	22%
127 44---	TOTAL OTHER LOCAL REVENUE	18	71	53	-238,914	2,485	1,106	-1,379	-55%	0	5,000	3,894	22%
47000	FEDERAL GOVERNMENT												
127 47901	AMERICAN RESCUE PLAN ACT	143,970	0	-143,970	25,129,577	647,002	0	-647,002	-100%	0	14,000,321	14,000,321	0%
127 47---	FEDERAL GOVERNMENT	143,970	0	-143,970	25,129,577	647,002	0	-647,002	-100%	0	14,000,321	14,000,321	0%
127 -----	Revenue	143,988	71	-143,917	24,890,663	649,487	1,106	-648,381	-100%	0	14,005,321	14,004,215	0%
E	Expense												
58000	OTHER GENERAL GOVERNMENT												
127 58831	AMERICAN RESCUE PLAN 2021-22	143,970	3,020,669	2,876,699	2,297,547	470,360	4,580,820	4,110,459	874%	216,000	7,536,669	2,739,849	64%
127 58---	OTHER GENERAL GOVERNMENT	143,970	3,020,669	2,876,699	2,297,547	470,360	4,580,820	4,110,459	874%	216,000	7,536,669	2,739,849	64%
99000	OTHER USES												
127 99100	TRANSFERS OUT	0	2,263,745	2,263,745	0	0	2,263,745	2,263,745	0%	0	2,263,745	0	100%
127 99---	OTHER USES	0	2,263,745	2,263,745	0	0	2,263,745	2,263,745	0%	0	2,263,745	0	100%
127 -----	Expense	143,970	5,284,414	5,140,444	2,297,547	470,360	6,844,565	6,374,204	1,355%	216,000	9,800,414	2,739,849	72%
127 -----	ARPA - SPECIAL REVENUE	18	-5,284,343	-5,284,361	22,593,116	179,127	-6,843,459	-7,022,585	511%	-216,000	4,204,907	11,264,366	-168%
=====													

Fnd Acct	Description	December	December	Difference	2021-22	2021-22	2022-23	Y-O-Y	Y-O-Y	OPEN	2022-23	REMAINING	% BUDGET
		2021-22	2022-23		TOTALS	YTD TOTAL	YTD TOTAL	DIFFERENCE	%	Pos	BUDGET	BUDGET	USED
131	HIGHWAY FUND												
R	Revenue												
40000	TOTAL LOCAL TAXES												
131 40110	CURRENT PROPERTY TAX	1,489,632	1,543,845	54,213	4,583,604	2,300,427	2,440,507	140,080	6%	0	4,653,171	2,212,664	52%
131 40120	TRUSTEE COLLECTIONS - PRIOR YR	7,510	7,290	-220	79,988	38,290	58,907	20,617	54%	0	92,300	33,393	64%
131 40125	TRUSTEE COLLECTIONS - BANKRUPT	161	0	-161	737	484	8	-476	-98%	0	1,510	1,502	1%
131 40130	COURT COLLECTIONS - PRIOR YRS	724	787	64	22,303	12,869	11,395	-1,474	-11%	0	25,190	13,795	45%
131 40140	INTEREST AND PENALTY	1,441	1,275	-166	23,762	8,190	8,424	234	3%	0	30,220	21,796	28%
131 40161	PILOT - TVA	0	0	0	368	368	368	0	0%	0	360	-8	102%
131 40162	PILOT - LOCAL UTILITIES	0	0	0	79,577	0	173	173	0%	0	78,580	78,407	0%
131 40163	PILOT - OTHER	0	0	0	24,877	218	217	-1	0%	0	26,000	25,783	1%
131 40270	BUSINESS TAX	1,876	0	-1,876	166,769	18,480	14,413	-4,067	-22%	0	151,120	136,707	10%
131 40280	MINERAL SEVERANCE TAX	0	0	0	22,707	10,022	11,264	1,242	12%	0	24,000	12,736	47%
131 40320	BANK EXCISE TAX	0	0	0	30,081	0	0	0	0%	0	30,220	30,220	0%
131 40---	TOTAL LOCAL TAXES	1,501,344	1,553,197	51,854	5,034,773	2,389,348	2,545,676	156,328	7%	0	5,112,671	2,566,995	50%
41000	TOTAL LICENSES AND PERMITS												
131 41110	MARRIAGE LICENSE	35	47	12	627	344	356	12	3%	0	600	244	59%
131 41590	OTHER PERMITS	0	0	0	0	0	300	300	0%	0	300	0	100%
131 41---	TOTAL LICENSES AND PERMITS	35	47	12	627	344	656	312	91%	0	900	244	73%
44000	TOTAL OTHER LOCAL REVENUE												
131 44110	INVESTMENT INCOME	184	14,963	14,780	-43,127	4,395	24,044	19,650	447%	0	19,000	-5,044	127%
131 44120	LEASE/RENTALS	16,129	14,695	-1,434	157,652	75,275	77,978	2,703	4%	0	145,000	67,022	54%
131 44130	SALE OF MATERIALS AND SUPPLIES	101	0	-101	2,085	2,052	0	-2,052	-100%	0	0	0	0%
131 44170	MISCELLANEOUS REFUNDS	193	0	-193	963	385	3,958	3,573	928%	0	0	-3,958	0%
131 44530	SALE OF EQUIPMENT	0	0	0	37,902	7,000	0	-7,000	-100%	0	0	0	0%
131 44560	DAMAGES RECOVERED FROM INDIVID	0	0	0	2,070	0	0	0	0%	0	0	0	0%
131 44---	TOTAL OTHER LOCAL REVENUE	16,607	29,658	13,052	157,545	89,107	105,980	16,874	19%	0	164,000	58,020	65%

Fnd Acct	Description	December	December	Difference	2021-22	2021-22	2022-23	Y-O-Y	Y-O-Y	OPEN	2022-23	REMAINING	% BUDGET
		2021-22	2022-23		TOTALS	YTD TOTAL	YTD TOTAL	DIFFERENCE	%	Pos	BUDGET	BUDGET	USED
131	HIGHWAY FUND												
R	Revenue												
46000	STATE OF TENNESSEE												
131 46410	BRIDGE PROGRAM	0	0	0	1,264,113	771,154	421,458	-349,696	-45%	0	2,331,500	1,910,042	18%
131 46420	STATE AID PROGRAM	0	0	0	0	0	0	0	0%	0	1,009,600	1,009,600	0%
131 46920	GASOLINE AND MOTOR FUEL TAX	278,803	0	-278,803	3,363,018	1,743,004	1,442,801	-300,204	-17%	0	3,200,000	1,757,199	45%
131 46930	PETROLEUM SPECIAL TAX	7,344	0	-7,344	88,175	44,215	36,718	-7,496	-17%	0	89,000	52,282	41%
131 46---	STATE OF TENNESSEE	286,147	0	-286,147	4,715,306	2,558,373	1,900,977	-657,396	-26%	0	6,630,100	4,729,123	29%
48000	OTHER GOVERNMENT AND CITIZENS												
131 48120	PAVING AND MAINTENANCE	255,115	0	-255,115	364,439	266,789	983	-265,805	-100%	0	0	-983	0%
131 48---	OTHER GOVERNMENT AND CITIZENS	255,115	0	-255,115	364,439	266,789	983	-265,805	-100%	0	0	-983	0%
49000	OTHER SOURCES (NON-REVENUE)												
131 49700	INSURANCE RECOVERY	0	4,567	4,567	12,393	0	11,715	11,715	0%	0	0	-11,715	0%
131 49---	OTHER SOURCES (NON-REVENUE)	0	4,567	4,567	12,393	0	11,715	11,715	0%	0	0	-11,715	0%
131 -----	Revenue	2,059,248	1,587,469	-471,777	10,285,083	5,303,961	4,565,987	-737,972	-14%	0	11,907,671	7,341,684	38%
E	Expense												
61000	ADMINISTRATION												
131 61000	ADMINISTRATION	75,837	81,709	5,868	893,184	534,284	549,878	15,597	3%	17,287	1,024,793	457,630	55%
131 61---	ADMINISTRATION	75,837	81,709	5,868	893,184	534,284	549,878	15,597	3%	17,287	1,024,793	457,630	55%
62000	HIGHWAY AND BRIDGE MAINTENANCE												
131 62000	HIGHWAY AND BRIDGE MAINTENANCE	167,372	192,672	25,299	2,427,367	1,126,339	1,230,496	104,155	9%	144,557	3,277,005	1,901,954	42%
131 62---	HIGHWAY AND BRIDGE MAINTENANCE	167,372	192,672	25,299	2,427,367	1,126,339	1,230,496	104,155	9%	144,557	3,277,005	1,901,954	42%

Fnd Acct	Description	December	December	Difference	2021-22	2021-22	2022-23	Y-O-Y	Y-O-Y	OPEN	2022-23	REMAINING	% BUDGET
		2021-22	2022-23		TOTALS	YTD TOTAL	YTD TOTAL	DIFFERENCE	%	Pos	BUDGET	BUDGET	USED
131	HIGHWAY FUND												
E	Expense												
63000	TOTAL 63*** ACCOUNTS												
131 63100	OPERATION AND MAINTENANCE OF E	67,361	85,732	18,372	843,848	399,950	397,238	-2,708	-1%	23,974	986,299	565,085	43%
131 63500	ASPHALT PLANT OPERATIONS	173,329	117,438	-55,890	3,120,322	1,857,932	1,861,934	4,001	0%	284,763	3,567,764	1,421,068	60%
131 63600	TRAFFIC CONTROL	10,244	5,745	-4,498	97,107	51,490	43,164	-8,325	-16%	0	134,111	90,947	32%
131 63---	TOTAL 63*** ACCOUNTS	250,934	208,915	-42,016	4,061,277	2,309,372	2,302,336	-7,032	0%	308,737	4,688,174	2,077,100	56%
68000	CAPITAL OUTLAY												
131 68000	CAPITAL OUTLAY	333,996	0	-333,996	3,032,710	409,962	0	-409,962	-100%	252,421	2,768,451	2,516,030	9%
131 68---	CAPITAL OUTLAY	333,996	0	-333,996	3,032,710	409,962	0	-409,962	-100%	252,421	2,768,451	2,516,030	9%
131 -----	Expense	828,139	483,296	-344,845	10,414,538	4,379,957	4,082,710	-297,242	-7%	723,002	11,758,423	6,952,714	41%
131 -----	HIGHWAY FUND	1,231,109	1,104,173	-126,932	-129,455	924,004	483,277	-440,730	-11%	-723,002	149,248	388,970	-161%
=====													

Fnd Acct	Description	December	December	Difference	2021-22	2021-22	2022-23	Y-O-Y	Y-O-Y	OPEN	2022-23	REMAINING	% BUDGET
		2021-22	2022-23		TOTALS	YTD TOTAL	YTD TOTAL	DIFFERENCE	%	Pos	BUDGET	BUDGET	USED
151	GENERAL DEBT SERVICE FUND												
R	Revenue												
40000	TOTAL LOCAL TAXES												
151 40110	CURRENT PROPERTY TAX	4,082,695	4,231,281	148,586	12,562,485	6,304,866	6,688,808	383,941	6%	0	12,490,183	5,801,375	54%
151 40120	TRUSTEE COLLECTIONS - PRIOR YR	19,847	19,957	110	210,307	101,180	161,287	60,107	59%	0	253,000	91,713	64%
151 40125	TRUSTEE COLLECTIONS - BANKRUPT	388	0	-388	1,814	1,173	16	-1,157	-99%	0	4,140	4,124	0%
151 40130	COURT COLLECTIONS - PRIOR YRS	1,912	2,158	246	59,463	34,012	31,232	-2,780	-8%	0	69,030	37,798	45%
151 40140	INTEREST AND PENALTY	3,781	3,473	-307	63,221	21,562	22,951	1,388	6%	0	82,840	59,889	28%
151 40161	PILOT - TVA	0	0	0	1,009	1,009	1,009	0	0%	0	990	-19	102%
151 40162	PILOT - LOCAL UTILITIES	0	0	0	218,099	0	473	473	0%	0	215,370	214,897	0%
151 40163	PILOT - OTHER	0	0	0	3,158	597	596	-2	0%	0	2,760	2,164	22%
151 40266	LITIGATION TAX - JAIL	22,788	23,315	527	260,462	132,956	139,160	6,204	5%	0	244,000	104,840	57%
151 40270	BUSINESS TAX	5,142	0	-5,142	457,071	50,337	39,502	-10,835	-22%	0	414,180	374,678	10%
151 40320	BANK EXCISE TAX	0	0	0	82,444	0	0	0	0%	0	82,840	82,840	0%
151 40---	TOTAL LOCAL TAXES	4,136,553	4,280,184	143,632	13,919,533	6,647,692	7,085,034	437,339	7%	0	13,859,333	6,774,299	51%
41000	TOTAL LICENSES AND PERMITS												
151 41110	MARRIAGE LICENSE	96	129	33	1,718	937	974	38	4%	0	1,660	686	59%
151 41---	TOTAL LICENSES AND PERMITS	96	129	33	1,718	937	974	38	4%	0	1,660	686	59%
44000	TOTAL OTHER LOCAL REVENUE												
151 44110	INVESTMENT INCOME	103	14,648	14,546	-27,729	3,984	24,499	20,515	515%	0	5,000	-19,499	490%
151 44---	TOTAL OTHER LOCAL REVENUE	103	14,648	14,546	-27,729	3,984	24,499	20,515	515%	0	5,000	-19,499	490%
49000	OTHER SOURCES (NON-REVENUE)												
151 49800	TRANSFERS IN	0	0	0	81,000	0	0	0	0%	0	81,000	81,000	0%
151 49---	OTHER SOURCES (NON-REVENUE)	0	0	0	81,000	0	0	0	0%	0	81,000	81,000	0%
151 -----	Revenue	4,136,752	4,294,961	158,211	13,974,522	6,652,613	7,110,507	457,892	7%	0	13,946,993	6,836,486	51%

Fnd Acct	Description	December 2021-22	December 2022-23	Difference	2021-22 TOTALS	2021-22 YTD TOTAL	2022-23 YTD TOTAL	Y-O-Y DIFFERENCE	Y-O-Y %	OPEN POS	2022-23 BUDGET	REMAINING BUDGET	% BUDGET USED
151	GENERAL DEBT SERVICE FUND												
E	Expense												
82000													
151 82110	GENERAL GOVERNMENT - PRINCIPAL	0	0	0	1,630,000	320,000	0	-320,000	-100%	0	1,375,000	1,375,000	0%
151 82120	HIGHWAYS AND STREETS - PRINCIPAL	0	0	0	954,547	954,547	0	-954,547	-100%	0	0	0	0%
151 82130	EDUCATION - PRINCIPAL	0	0	0	6,655,453	840,453	0	-840,453	-100%	0	6,055,000	6,055,000	0%
151 82210	GENERAL GOVERNMENT - INTEREST	0	0	0	1,056,145	530,961	497,459	-33,502	-6%	0	994,918	497,459	50%
151 82220	HIGHWAYS AND STREETS - INTEREST	0	0	0	18,392	18,392	0	-18,392	-100%	0	0	0	0%
151 82230	EDUCATION - INTEREST	0	0	0	4,080,855	2,049,879	1,911,980	-137,899	-7%	0	3,823,960	1,911,980	50%
151 82310	GENERAL GOVERNMENT - OTHER DS	82,222	85,134	2,912	270,976	135,153	141,743	6,590	5%	0	281,500	139,757	50%
151 82---		82,222	85,134	2,912	14,666,368	4,849,385	2,551,182	-2,298,203	-47%	0	12,530,378	9,979,196	20%
99000	OTHER USES												
151 99100	TRANSFERS OUT	0	0	0	0	0	0	0	0%	0	2,500,000	2,500,000	0%
151 99---	OTHER USES	0	0	0	0	0	0	0	0%	0	2,500,000	2,500,000	0%
151 -----	Expense	82,222	85,134	2,912	14,666,368	4,849,385	2,551,182	-2,298,203	-47%	0	15,030,378	12,479,196	17%
151 -----	GENERAL DEBT SERVICE FUND	4,054,530	4,209,827	155,299	-691,846	1,803,228	4,559,325	2,756,095	-16%	0	-1,083,385	-5,642,710	-421%
		=====	=====	=====	=====	=====	=====	=====	=====	=====	=====	=====	=====

Fnd Acct	Description	December 2021-22	December 2022-23	Difference	2021-22 TOTALS	2021-22 YTD TOTAL	2022-23 YTD TOTAL	Y-O-Y DIFFERENCE	Y-O-Y %	OPEN POs	2022-23 BUDGET	REMAINING BUDGET	% BUDGET USED
152	RURAL DEBT SERVICE												
R	Revenue												
44000	TOTAL OTHER LOCAL REVENUE												
152 44110	INVESTMENT INCOME	0	32	32	-4,253	52	56	5	9%	0	0	-56	0%
152 44---	TOTAL OTHER LOCAL REVENUE	0	32	32	-4,253	52	56	5	9%	0	0	-56	0%
49000	OTHER SOURCES (NON-REVENUE)												
152 49800	TRANSFERS IN	0	28,241	28,241	980,000	0	169,446	169,446	0%	0	310,651	141,205	55%
152 49---	OTHER SOURCES (NON-REVENUE)	0	28,241	28,241	980,000	0	169,446	169,446	0%	0	310,651	141,205	55%
152 -----	Revenue	0	28,273	28,273	975,747	52	169,502	169,451	???????	0	310,651	141,149	55%
E	Expense												
82000													
152 82130	EDUCATION - PRINCIPAL	0	0	0	1,195,000	1,195,000	138,496	-1,056,504	-88%	0	300,718	162,222	46%
152 82230	EDUCATION - INTEREST	0	0	0	24,570	24,570	2,709	-21,861	-89%	0	9,933	7,224	27%
152 82---		0	0	0	1,219,570	1,219,570	141,205	-1,078,365	-88%	0	310,651	169,446	45%
152 -----	Expense	0	0	0	1,219,570	1,219,570	141,205	-1,078,365	-88%	0	310,651	169,446	45%
152 -----	RURAL DEBT SERVICE	0	28,273	28,273	-243,823	-1,219,518	28,297	1,247,816	-75%	0	0	-28,297	0%
=====													

Fnd Acct	Description	December	December	Difference	2021-22	2021-22	2022-23	Y-O-Y	Y-O-Y	OPEN	2022-23	REMAINING	% BUDGET
		2021-22	2022-23		TOTALS	YTD TOTAL	YTD TOTAL	DIFFERENCE	%	Pos	BUDGET	BUDGET	USED
171	GENERAL CAPITAL PROJECTS FUND												
R	Revenue												
40000	TOTAL LOCAL TAXES												
171 40110	CURRENT PROPERTY TAX	331,031	343,076	12,045	1,018,588	511,209	542,333	31,124	6%	0	1,012,718	470,385	54%
171 40120	TRUSTEE COLLECTIONS - PRIOR YR	1,632	1,643	10	23,875	8,271	13,328	5,057	61%	0	20,500	7,172	65%
171 40125	TRUSTEE COLLECTIONS - BANKRUPT	272	0	-272	1,094	809	15	-795	-98%	0	340	325	4%
171 40130	COURT COLLECTIONS - PRIOR YRS	155	175	20	4,821	7,765	2,532	-5,233	-67%	0	5,600	3,068	45%
171 40140	INTEREST AND PENALTY	451	302	-149	5,903	3,356	2,082	-1,273	-38%	0	6,720	4,638	31%
171 40161	PILOT - TVA	0	0	0	82	82	82	0	0%	0	80	-2	102%
171 40162	PILOT - LOCAL UTILITIES	0	0	0	17,684	0	38	38	0%	0	17,460	17,422	0%
171 40163	PILOT - OTHER	0	0	0	256	48	48	0	0%	0	220	172	22%
171 40270	BUSINESS TAX	417	0	-417	37,060	4,081	3,203	-878	-22%	0	33,580	30,377	10%
171 40320	BANK EXCISE TAX	0	0	0	6,685	0	0	0	0%	0	5,720	5,720	0%
171 40---	TOTAL LOCAL TAXES	333,958	345,196	11,237	1,116,048	535,621	563,661	28,040	5%	0	1,102,938	539,277	51%
41000	TOTAL LICENSES AND PERMITS												
171 41110	MARRIAGE LICENSE	8	10	3	139	76	79	3	4%	0	130	51	61%
171 41---	TOTAL LICENSES AND PERMITS	8	10	3	139	76	79	3	4%	0	130	51	61%
44000	TOTAL OTHER LOCAL REVENUE												
171 44110	INVESTMENT INCOME	338	29,960	29,623	-37,333	8,067	49,929	41,862	519%	0	24,240	-25,689	206%
171 44120	LEASE/RENTALS	0	0	0	558,982	0	0	0	0%	0	0	0	0%
171 44170	MISCELLANEOUS REFUNDS	0	6,023	6,023	0	0	6,023	6,023	0%	0	0	-6,023	0%
171 44---	TOTAL OTHER LOCAL REVENUE	338	35,983	35,646	521,649	8,067	55,952	47,885	594%	0	24,240	-31,712	231%
47000	FEDERAL GOVERNMENT												
171 47590	OTHER FEDERAL THROUGH STATE	0	0	0	0	0	0	0	0%	0	1,100,000	1,100,000	0%
171 47---	FEDERAL GOVERNMENT	0	0	0	0	0	0	0	0%	0	1,100,000	1,100,000	0%

Fnd Acct	Description	December 2021-22	December 2022-23	Difference	2021-22 TOTALS	2021-22 YTD TOTAL	2022-23 YTD TOTAL	Y-O-Y DIFFERENCE	Y-O-Y %	OPEN POS	2022-23 BUDGET	REMAINING BUDGET	% BUDGET USED
171	GENERAL CAPITAL PROJECTS FUND												
R	Revenue												
48000	OTHER GOVERNMENT AND CITIZENS												
171 48130	CONTRIBUTIONS	0	0	0	17,619	0	0	0	0%	0	0	0	0%
171 48---	OTHER GOVERNMENT AND CITIZENS	0	0	0	17,619	0	0	0	0%	0	0	0	0%
49000	OTHER SOURCES (NON-REVENUE)												
171 49800	TRANSFERS IN	0	5,663,745	5,663,745	161,462	0	5,663,745	5,663,745	0%	0	5,663,745	0	100%
171 49---	OTHER SOURCES (NON-REVENUE)	0	5,663,745	5,663,745	161,462	0	5,663,745	5,663,745	0%	0	5,663,745	0	100%
171 -----	Revenue	334,304	6,044,934	5,710,631	1,816,917	543,764	6,283,437	5,739,673	1,056%	0	7,891,053	1,607,616	80%
E	Expense												
91000													
171 91110	GENERAL ADMINISTRATION PROJECT	6,673	10,667	3,994	281,827	140,633	157,918	17,285	12%	10,380	1,722,000	1,553,703	10%
171 91130	PUBLIC SAFETY PROJECTS	0	13,578	13,578	3,273,604	374,681	32,392	-342,290	-91%	65,743	301,000	202,865	33%
171 91140	PUBLIC HEALTH AND WELFARE PROJ	16,000	0	-16,000	435,840	239,189	9,000	-230,189	-96%	458,712	1,598,400	1,130,688	29%
171 91150	SOCIAL, CULTURAL AND RECREATIO	0	144,625	144,625	105,092	0	144,625	144,625	0%	29,870	5,299,745	5,125,250	3%
171 91---		22,673	168,870	146,197	4,096,363	754,503	343,935	-410,569	-54%	564,705	8,921,145	8,012,506	10%
95000	CAPITAL PROJECTS - DONATED												
171 95900	CAP PROJ - DONATED TO OTHERS	0	0	0	4,700	0	0	0	0%	0	0	0	0%
171 95---	CAPITAL PROJECTS - DONATED	0	0	0	4,700	0	0	0	0%	0	0	0	0%
171 -----	Expense	22,673	168,870	146,197	4,101,063	754,503	343,935	-410,569	-54%	564,705	8,921,145	8,012,506	10%
171 -----	GENERAL CAPITAL PROJECTS FUND	311,631	5,876,064	5,564,434	-2,284,146	-210,739	5,939,502	6,150,242	410%	-564,705	-1,030,092	-6,404,890	-522%
		=====	=====	=====	=====	=====	=====	=====	=====	=====	=====	=====	=====

Fnd Acct	Description	December 2021-22	December 2022-23	Difference	2021-22 TOTALS	2021-22 YTD TOTAL	2022-23 YTD TOTAL	Y-O-Y DIFFERENCE	Y-O-Y %	OPEN Pos	2022-23 BUDGET	REMAINING BUDGET	% BUDGET USED
177	EDUCATION CAPITAL PROJECTS												
R	Revenue												
40000	TOTAL LOCAL TAXES												
177 40110	CURRENT PROPERTY TAX	1,875,832	1,944,104	68,272	5,771,948	2,896,828	3,073,241	176,413	6%	0	5,738,733	2,665,492	54%
177 40120	TRUSTEE COLLECTIONS - PRIOR YR	9,095	9,134	39	91,255	46,403	73,871	27,467	59%	0	116,200	42,329	64%
177 40125	TRUSTEE COLLECTIONS - BANKRUPT	0	0	0	99	0	0	0	0%	0	1,900	1,900	0%
177 40130	COURT COLLECTIONS - PRIOR YRS	879	992	113	27,321	10,620	14,350	3,730	35%	0	31,720	17,370	45%
177 40140	INTEREST AND PENALTY	1,640	1,555	-84	28,513	8,401	10,295	1,894	23%	0	38,060	27,765	27%
177 40161	PILOT - TVA	0	0	0	464	464	464	0	0%	0	460	-4	101%
177 40162	PILOT - LOCAL UTILITIES	0	0	0	100,208	0	217	217	0%	0	98,960	98,743	0%
177 40163	PILOT - OTHER	0	0	0	1,451	274	274	-1	0%	0	1,270	996	22%
177 40270	BUSINESS TAX	2,363	0	-2,363	210,006	23,128	18,150	-4,978	-22%	0	190,300	172,150	10%
177 40320	BANK EXCISE TAX	0	0	0	37,879	0	0	0	0%	0	38,060	38,060	0%
177 40---	TOTAL LOCAL TAXES	1,889,809	1,955,785	65,977	6,269,144	2,986,118	3,190,862	204,742	7%	0	6,255,663	3,064,801	51%
41000	TOTAL LICENSES AND PERMITS												
177 41110	MARRIAGE LICENSE	44	59	15	789	430	448	17	4%	0	760	312	59%
177 41---	TOTAL LICENSES AND PERMITS	44	59	15	789	430	448	17	4%	0	760	312	59%
44000	TOTAL OTHER LOCAL REVENUE												
177 44110	INVESTMENT INCOME	0	0	0	-39,065	0	0	0	0%	0	6,060	6,060	0%
177 44---	TOTAL OTHER LOCAL REVENUE	0	0	0	-39,065	0	0	0	0%	0	6,060	6,060	0%
49000	OTHER SOURCES (NON-REVENUE)												
177 49200	NOTES ISSUED	0	0	0	2,330,738	0	0	0	0%	0	0	0	0%
177 49800	TRANSFERS IN	0	76,000	76,000	0	0	76,000	76,000	0%	0	0	-76,000	0%
177 49---	OTHER SOURCES (NON-REVENUE)	0	76,000	76,000	2,330,738	0	76,000	76,000	0%	0	0	-76,000	0%
177 -----	Revenue	1,889,853	2,031,844	141,992	8,561,606	2,986,548	3,267,310	280,759	9%	0	6,262,483	2,995,173	52%

Fnd Acct	Description	December	December	Difference	2021-22	2021-22	2022-23	Y-O-Y	Y-O-Y	OPEN	2022-23	REMAINING	% BUDGET
		2021-22	2022-23		TOTALS	YTD TOTAL	YTD TOTAL	DIFFERENCE	%	Pos	BUDGET	BUDGET	USED
177	EDUCATION CAPITAL PROJECTS												
E	Expense												
91000													
177 91300	EDUCATION CAPITAL PROJECTS	37,757	39,100	1,343	4,763,918	59,306	63,447	4,141	7%	0	8,414,000	8,350,553	1%
177 91---		37,757	39,100	1,343	4,763,918	59,306	63,447	4,141	7%	0	8,414,000	8,350,553	1%
95000	CAPITAL PROJECTS - DONATED												
177 95100	CAP PROJ - DONATED TO SCHOOLS	0	0	0	1,585,961	639,961	639,760	-201	0%	0	1,100,000	460,240	58%
177 95---	CAPITAL PROJECTS - DONATED	0	0	0	1,585,961	639,961	639,760	-201	0%	0	1,100,000	460,240	58%
99000	OTHER USES												
177 99100	TRANSFERS OUT	0	1,000,000	1,000,000	0	0	1,000,000	1,000,000	0%	0	1,000,000	0	100%
177 99---	OTHER USES	0	1,000,000	1,000,000	0	0	1,000,000	1,000,000	0%	0	1,000,000	0	100%
177 -----	Expense	37,757	1,039,100	1,001,343	6,349,879	699,267	1,703,207	1,003,940	144%	0	10,514,000	8,810,793	16%
177 -----	EDUCATION CAPITAL PROJECTS	1,852,096	992,744	-859,351	2,211,727	2,287,281	1,564,103	-723,181	35%	0	-4,251,517	-5,815,620	-37%
=====													

Fnd Acct	Description	December 2021-22	December 2022-23	Difference	2021-22 TOTALS	2021-22 YTD TOTAL	2022-23 YTD TOTAL	Y-O-Y DIFFERENCE	Y-O-Y %	OPEN POS	2022-23 BUDGET	REMAINING BUDGET	% BUDGET USED
263	SELF-INSURANCE FUND												
R	Revenue												
43000	CHARGES FOR CURRENT SERVICES												
263 43101	SELF-INSURANCE PREMIUMS/CONTRI	526,187	567,879	41,691	6,437,966	3,233,476	3,395,145	161,669	5%	0	6,904,494	3,509,349	49%
263 43---	CHARGES FOR CURRENT SERVICES	526,187	567,879	41,691	6,437,966	3,233,476	3,395,145	161,669	5%	0	6,904,494	3,509,349	49%
44000	TOTAL OTHER LOCAL REVENUE												
263 44110	INVESTMENT INCOME	121	9,423	9,301	-21,130	2,681	15,928	13,247	494%	0	3,500	-12,428	455%
263 44160	RETIREE INSURANCE PAYMENTS	3,393	4,976	1,583	60,994	28,517	35,276	6,760	24%	0	55,000	19,724	64%
263 44---	TOTAL OTHER LOCAL REVENUE	3,514	14,399	10,884	39,864	31,198	51,204	20,007	64%	0	58,500	7,296	88%
263 -----	Revenue	529,701	582,278	52,575	6,477,830	3,264,674	3,446,349	181,676	6%	0	6,962,994	3,516,645	49%
E	Expense												
58000	OTHER GENERAL GOVERNMENT												
263 58600	EMPLOYEE BENEFITS	681,697	704,311	22,616	6,420,426	3,012,782	3,405,772	392,993	13%	7,804	6,948,651	3,535,075	49%
263 58---	OTHER GENERAL GOVERNMENT	681,697	704,311	22,616	6,420,426	3,012,782	3,405,772	392,993	13%	7,804	6,948,651	3,535,075	49%
263 -----	Expense	681,697	704,311	22,616	6,420,426	3,012,782	3,405,772	392,993	13%	7,804	6,948,651	3,535,075	49%
263 -----	SELF-INSURANCE FUND	-151,996	-122,033	29,959	57,404	251,892	40,577	-211,317	9%	-7,804	14,343	-18,430	228%
		=====	=====	=====	=====	=====	=====	=====	=====	=====	=====	=====	=====

Number of Accounts: 1705

***** End of report *****

Fnd Acct	Description	2021-22	2022-23	2021-22	2022-23	YTD INCREASE	2022-23	2021-22	2022-23
		December	December	YTD	YTD	(DECREASE)	BUDGET	BUDGET %	BUDGET %
101	GENERAL FUND								
40000	TOTAL LOCAL TAXES								
101 40110	CURRENT PROPERTY TAX	7,392,975	7,662,053	11,416,892	12,112,181	695,289	22,617,358	51%	54%
101 40120	TRUSTEE COLLECTIONS - PRIOR YR	35,938	36,151	183,231	292,200	108,970	458,100	26%	64%
101 40125	TRUSTEE COLLECTIONS - BANKRUPT	772	0	2,317	36	-2,281	7,500	31%	0%
101 40130	COURT COLLECTIONS - PRIOR YRS	3,463	3,908	61,589	56,555	-5,034	125,000	41%	45%
101 40140	INTEREST AND PENALTY	6,897	6,306	39,189	41,721	2,531	150,000	26%	28%
101 40161	PILOT - TVA	0	0	1,827	1,827	0	1,800	102%	102%
101 40162	PILOT - LOCAL UTILITIES	0	0	0	857	857	390,000	0%	0%
101 40163	PILOT - OTHER	0	0	1,082	1,079	-3	5,000	22%	22%
101 40210	LOCAL OPTION SALES TAX	1,604	0	9,656	6,415	-3,241	18,000	54%	36%
101 40250	LITIGATION TAX - GENERAL	13,142	13,853	75,416	79,647	4,232	150,000	35%	53%
101 40260	LITIGATION TAX - SPECIAL PURPO	1,383	1,401	8,105	8,483	378	14,000	68%	61%
101 40268	LITIGATION TAX - COURT SECURIT	14,757	15,810	88,881	94,451	5,570	150,000	33%	63%
101 40270	BUSINESS TAX	9,312	0	91,150	71,531	-19,620	750,000	14%	10%
101 40320	BANK EXCISE TAX	0	0	0	0	0	150,000	0%	0%
101 40330	WHOLESALE BEER TAX	29,203	26,436	195,480	190,988	-4,491	380,000	52%	50%
101 40390	OTHER STATUTORY LOCAL TAXES	9,329	9,610	54,250	57,139	2,888	95,000	57%	60%
101 40---	TOTAL LOCAL TAXES	7,518,775	7,775,528	12,229,065	13,015,110	786,045	25,461,758	48%	51%
41000	TOTAL LICENSES AND PERMITS								
101 41110	MARRIAGE LICENSE	175	234	1,696	1,764	68	3,000	68%	59%
101 41140	CABLE TV FRANCHISE	0	0	6,875	10,772	3,897	540,000	1%	2%
101 41520	BUILDING PERMITS	21,288	21,359	197,832	231,193	33,361	425,000	72%	54%
101 41590	OTHER PERMITS	165	0	3,435	0	-3,435	10,000	17%	0%
101 41---	TOTAL LICENSES AND PERMITS	21,628	21,593	209,838	243,729	33,891	978,000	26%	25%
42000	FINES								
101 42110	FINES	737	-12,889	9,119	-2,914	-12,033	25,000	54%	-12%
101 42210	FINES	105	143	1,282	2,181	899	6,000	26%	36%
101 42241	DRUG COURT FEES	67	68	592	990	398	2,000	30%	50%
101 42250	JAIL FEES	1,167	628	6,394	11,446	5,052	20,000	32%	57%
101 42280	DUI TREATMENT FINES	83	122	475	617	142	2,000	24%	31%
101 42290	DATA ENTRY FEE -CRIMINAL COURT	435	557	2,892	4,124	1,233	8,000	36%	52%
101 42291	COURTROOM SECURITY FEE	2,399	1,658	11,320	10,781	-539	25,000	38%	43%
101 42292	VICTIMS ASSISTANCE ASSESSMENTS	507	461	2,414	2,635	221	5,000	55%	53%
101 42310	FINES	7,937	8,623	49,634	44,125	-5,509	120,000	50%	37%
101 42311	FINES FOR LITTERING(SESSIONS C	0	459	0	459	459	0	0%	0%
101 42320	OFFICERS COSTS	5,960	6,147	36,097	37,304	1,207	80,000	35%	47%
101 42330	GAME AND FISH FINES	11	0	52	50	-2	200	26%	25%
101 42341	DRUG COURT FEES	313	0	3,190	2,542	-648	10,000	29%	25%
101 42350	JAIL FEES	7,900	7,412	52,558	58,375	5,817	118,000	45%	49%
101 42380	DUI TREATMENT FINES	682	905	8,669	8,795	125	17,000	54%	52%
101 42390	DATA ENTRY FEE-GENERAL SESSION	2,240	2,469	13,416	15,058	1,641	35,000	30%	43%
101 42391	COURTROOM SECURITY FEE	263	368	1,747	2,273	526	5,000	35%	45%
101 42392	VICTIMS ASSISTANCE ASSESSMENTS	3,299	3,545	21,445	23,996	2,550	40,000	48%	60%
101 42410	FINES	10	48	372	48	-325	1,000	37%	5%
101 42420	OFFICERS COSTS	1,463	218	3,464	1,578	-1,886	5,000	173%	32%
101 42490	DATA ENTRY FEE-JUVENILE COURT	612	88	1,016	372	-644	1,500	51%	25%
101 42491	COURTROOM SECURITY FEE	2	0	2	0	-2	0	0%	0%
101 42520	OFFICERS COST	201	340	1,444	1,714	270	2,500	29%	69%
101 42530	DATA ENTRY FEE-CHANCERY COURT	381	456	2,571	2,952	381	5,000	43%	59%

Fnd Acct	Description	2021-22 December	2022-23 December	2021-22 YTD	2022-23 YTD	YTD INCREASE (DECREASE)	2022-23 BUDGET	2021-22 BUDGET %	2022-23 BUDGET %
101	GENERAL FUND								
42000	FINES								
101 42591	COURTROOM SECURITY FEE	6	16	50	621	571	500	5%	124%
101 42610	FINES	4,351	3,742	24,343	21,394	-2,949	45,000	47%	48%
101 42910	PROCEEDS FROM CONFISCATED PROP	23,269	0	23,269	30,764	7,495	0	0%	0%
101 42---	FINES	64,400	25,584	277,827	282,280	4,450	578,700	44%	49%
43000	CHARGES FOR CURRENT SERVICES								
101 43170	WORK RELEASE CHARGES FOR BOARD	0	0	0	195	195	1,000	0%	20%
101 43350	COPY FEES	252	457	564	1,123	559	1,150	56%	98%
101 43360	LIBRARY FEES	706	505	5,701	4,154	-1,547	0	27%	0%
101 43365	ARCHIVES & RECORDS MANAGEMENT	19,889	20,393	136,340	136,422	81	270,000	56%	51%
101 43370	TELEPHONE COMMISSIONS	7,719	16,623	132,193	31,934	-100,259	158,000	80%	20%
101 43382	ELECTRONIC CITATION FEE	270	438	1,266	1,939	673	2,500	84%	78%
101 43383	ADD'T TITLE & REGISTRATION FEE	0	9,702	0	53,607	53,607	0	0%	0%
101 43392	DATA PROCESSING FEE - REGISTER	4,440	2,714	26,906	21,036	-5,870	50,000	64%	42%
101 43394	DATA PROCESSING FEE - SHERIFF	415	377	2,331	2,494	163	6,000	39%	42%
101 43395	SEXUAL OFFENDER REGISTR FEE	150	150	1,800	1,200	-600	6,000	20%	20%
101 43396	DATA PROCESSING FEE-COUNTY CLE	627	204	5,526	3,408	-2,118	15,000	46%	23%
101 43397	SUBS/DOC RETRIEVAL FEE - CIRCU	200	400	4,600	4,300	-300	10,000	66%	43%
101 43399	VEH INS COVERAGE & REINSTATEME	615	250	2,770	3,320	550	5,000	69%	66%
101 43990	OTHER CHARGES FOR SERVICES	0	55	590	285	-305	90,000	1%	0%
101 43---	CHARGES FOR CURRENT SERVICES	35,283	52,268	320,587	265,417	-55,171	614,650	53%	43%
44000	TOTAL OTHER LOCAL REVENUE								
101 44110	INVESTMENT INCOME	508	33,518	11,748	54,905	43,157	20,000	4%	275%
101 44120	LEASE/RENTALS	1,052	11,191	54,313	66,397	12,083	108,300	87%	61%
101 44130	SALE OF MATERIALS AND SUPPLIES	0	0	873	0	-873	0	0%	0%
101 44131	COMMISSARY SALES	6,564	8,210	28,713	31,432	2,719	60,000	57%	52%
101 44170	MISCELLANEOUS REFUNDS	1,709	2,656	15,467	25,760	10,293	25,000	62%	103%
101 44180	EXPENDITURE CREDITS	5	0	5	0	-5	0	0%	0%
101 44530	SALE OF EQUIPMENT	0	0	5,250	10,327	5,077	0	0%	0%
101 44540	SALE OF PROPERTY	0	0	37,223	119,017	81,794	0	0%	0%
101 44---	TOTAL OTHER LOCAL REVENUE	9,838	55,575	153,592	307,838	154,245	213,300	34%	144%
45000	FEES RECEIVED FROM COUNTY OFFI								
101 45510	COUNTY CLERK	94,044	103,079	721,682	778,312	56,630	1,700,000	52%	46%
101 45520	CIRCUIT COURT CLERK	35,200	42,951	248,686	326,802	78,116	625,000	37%	52%
101 45540	GENERAL SESSIONS COURT CLERK	68,777	69,320	430,823	450,956	20,133	950,000	42%	47%
101 45550	CLERK AND MASTER	23,450	39,156	188,266	237,434	49,168	450,000	42%	53%
101 45560	JUVENILE COURT CLERK	5,850	1,611	10,352	6,707	-3,645	20,000	69%	34%
101 45580	REGISTER	91,984	47,696	491,467	420,754	-70,714	940,000	68%	45%
101 45610	TRUSTEE	326,623	355,315	706,821	785,662	78,841	2,500,000	30%	31%
101 45---	FEES RECEIVED FROM COUNTY OFFI	645,928	659,128	2,798,097	3,006,627	208,529	7,185,000	42%	42%

Fnd Acct	Description	2021-22 December	2022-23 December	2021-22 YTD	2022-23 YTD	YTD INCREASE (DECREASE)	2022-23 BUDGET	2021-22 BUDGET %	2022-23 BUDGET %
101	GENERAL FUND								
46000	STATE OF TENNESSEE								
101 46110	JUVENILE SERVICES PROGRAM	0	0	0	0	0	13,500	0%	0%
101 46290	OTHER PUBLIC SAFETY GRANTS	0	10,945	0	17,765	17,765	9,974	0%	178%
101 46310	HEALTH DEPARTMENT PROGRAMS	58,378	56,358	360,732	415,607	54,876	1,142,777	31%	36%
101 46430	LITTER PROGRAM	9,871	16,572	28,676	23,410	-5,266	72,100	40%	32%
101 46820	INCOME TAX	0	0	48,683	11,272	-37,411	0	81%	0%
101 46830	BEER TAX	0	0	10,196	10,443	247	20,000	51%	52%
101 46835	VEHICLE CERT OF TITLE FEE	1,617	1,575	10,421	9,908	-514	19,000	61%	52%
101 46840	ALCOHOLIC BEVERAGE TAX	360	0	84,051	121,751	37,701	205,000	47%	59%
101 46845	OPIOD SETTLEMENT FUNDS	0	0	4,148,454	214,029	-3,934,425	0	0%	0%
101 46852	STATE REVENUE SHARING - TELECO	21,801	0	127,945	111,959	-15,986	290,000	56%	39%
101 46855	SPORTS BETTING TAX	0	0	22,516	20,484	-2,032	0	0%	0%
101 46915	CONTRACTED PRISONER BOARDING	121,173	169,699	479,973	648,251	168,278	1,680,000	27%	39%
101 46960	REGISTRAR SALARY SUPP - ELECT	0	0	3,791	3,791	0	15,200	25%	25%
101 46980	OTHER STATE GRANTS	5,219	93,167	896,765	135,374	-761,391	1,070,000	47%	13%
101 46990	OTHER STATE REVENUES	0	2,632	547,714	644,350	96,636	1,185,000	83%	54%
101 46---	STATE OF TENNESSEE	218,419	350,948	6,769,917	2,388,394	-4,381,522	5,722,551	109%	42%
47000	FEDERAL GOVERNMENT								
101 47220	CIVIL DEFENSE REIMBURSEMENT	0	0	0	0	0	62,500	0%	0%
101 47235	HOMELAND SECURITY GRANTS	0	0	0	0	0	128,000	0%	0%
101 47250	LAW ENFORCEMENT GRANTS	0	0	0	765	765	92,494	0%	1%
101 47301	FED CARES ACT UNEMPLOYMENT REB	0	0	3,984	0	-3,984	0	0%	0%
101 47590	OTHER FEDERAL THROUGH STATE	0	0	0	20,135	20,135	832	0%	2,420%
101 47700	ASSET FORFEITURE FUNDS	7,227	0	9,592	0	-9,592	0	0%	0%
101 47803	BJA FY20 CORONA VIRUS EMER SUP	0	0	0	0	0	36,299	0%	0%
101 47990	OTHER DIRECT FEDERAL REVENUE	309,019	2,366	544,024	415,000	-129,024	1,260,000	43%	33%
101 47---	FEDERAL GOVERNMENT	316,246	2,366	557,600	435,900	-121,700	1,580,125	35%	28%
48000	OTHER GOVERNMENT AND CITIZENS								
101 48130	CONTRIBUTIONS	0	0	0	0	0	13,500	0%	0%
101 48140	CONTRACTED SERVICES	0	162,372	145,936	162,372	16,436	150,000	104%	108%
101 48990	OTHER REVENUE	8,750	8,750	8,750	13,430	4,680	4,680	0%	287%
101 48---	OTHER GOVERNMENT AND CITIZENS	8,750	171,122	154,686	175,802	21,116	168,180	101%	105%
49000	OTHER SOURCES (NON-REVENUE)								
101 49600	PROCEEDS FROM SALE OF CAPITAL	0	0	399,800	0	-399,800	0	0%	0%
101 49700	INSURANCE RECOVERY	1,851	0	6,473	25,334	18,862	25,335	100%	100%
101 49800	TRANSFERS IN	0	0	0	0	0	2,500,000	0%	0%
101 49810	CITY GENERAL FUND TRANSFER	0	25,082	7,250	81,238	73,988	95,720	7%	85%
101 49997	COMMITTED- ETSU PERF ART CTR	0	0	0	0	0	100,000	0%	0%
101 49---	OTHER SOURCES (NON-REVENUE)	1,851	25,082	413,523	106,572	-306,950	2,721,055	18%	4%
101 -----	GENERAL FUND	8,841,118	9,139,194	23,884,732	20,227,669	-3,657,067	45,223,319	53%	45%

Fnd Acct	Description	2021-22	2022-23	2021-22	2022-23	YTD INCREASE	2022-23	2021-22	2022-23
		December	December	YTD	YTD	(DECREASE)	BUDGET	BUDGET %	BUDGET %
116	SOLID WASTE/SANITATION								
40000	TOTAL LOCAL TAXES								
116 40110	CURRENT PROPERTY TAX	386,202	400,257	596,404	632,727	36,322	1,181,504	51%	54%
116 40120	TRUSTEE COLLECTIONS - PRIOR YR	1,609	1,884	8,204	15,231	7,027	23,900	22%	64%
116 40125	TRUSTEE COLLECTIONS - BANKRUPT	31	0	93	1	-91	390	24%	0%
116 40130	COURT COLLECTIONS - PRIOR YRS	155	204	2,758	2,954	197	6,530	30%	45%
116 40140	INTEREST AND PENALTY	306	328	1,747	2,163	415	7,840	22%	28%
116 40161	PILOT - TVA	0	0	95	95	0	90	106%	106%
116 40162	PILOT - LOCAL UTILITIES	0	0	0	45	45	20,370	0%	0%
116 40163	PILOT - OTHER	0	0	57	56	0	260	22%	22%
116 40270	BUSINESS TAX	486	0	3,117	3,737	620	39,180	10%	10%
116 40320	BANK EXCISE TAX	0	0	0	0	0	7,840	0%	0%
116 40---	TOTAL LOCAL TAXES	388,789	402,673	612,475	657,009	44,535	1,287,904	48%	51%
41000	TOTAL LICENSES AND PERMITS								
116 41110	MARRIAGE LICENSE	9	12	86	92	6	160	67%	58%
116 41---	TOTAL LICENSES AND PERMITS	9	12	86	92	6	160	67%	58%
43000	CHARGES FOR CURRENT SERVICES								
116 43114	SOLID WASTE DISPOSAL FEE	0	0	0	0	0	5,050	0%	0%
116 43116	SURCHARGE-WASTE TIRE DISPOSAL	7,415	7,036	57,317	43,162	-14,155	85,850	67%	50%
116 43---	CHARGES FOR CURRENT SERVICES	7,415	7,036	57,317	43,162	-14,155	90,900	64%	47%
44000	TOTAL OTHER LOCAL REVENUE								
116 44110	INVESTMENT INCOME	6	899	147	1,392	1,245	200	0%	696%
116 44145	SALE OF RECYCLED MATERIALS	9,941	14,247	157,266	97,366	-59,900	250,000	105%	39%
116 44170	MISCELLANEOUS REFUNDS	0	0	0	3,214	3,214	0	0%	0%
116 44530	SALE OF EQUIPMENT	0	0	45,500	0	-45,500	0	100%	0%
116 44---	TOTAL OTHER LOCAL REVENUE	9,947	15,146	202,913	101,972	-100,941	250,200	104%	41%
46000	STATE OF TENNESSEE								
116 46170	SOLID WASTE GRANTS	0	0	0	0	0	22,993	0%	0%
116 46990	OTHER STATE REVENUES	0	0	29,204	31,965	2,760	110,000	32%	29%
116 46---	STATE OF TENNESSEE	0	0	29,204	31,965	2,760	132,993	32%	24%
49000	OTHER SOURCES (NON-REVENUE)								
116 49700	INSURANCE RECOVERY	0	0	4,694	0	-4,694	0	108%	0%
116 49---	OTHER SOURCES (NON-REVENUE)	0	0	4,694	0	-4,694	0	108%	0%
116 -----	SOLID WASTE/SANITATION	406,160	424,867	906,689	834,200	-72,489	1,762,157	55%	47%

Fnd Acct	Description	2021-22 December	2022-23 December	2021-22 YTD	2022-23 YTD	YTD INCREASE (DECREASE)	2022-23 BUDGET	2021-22 BUDGET %	2022-23 BUDGET %
122	DRUG FUND								
42000	FINES								
122 42240	DRUG CONTROL FINES	62	0	1,247	3,342	2,095	3,300	42%	101%
122 42340	DRUG CONTROL FINES	356	5,730	3,368	8,707	5,339	7,000	48%	124%
122 42---	FINES	418	5,730	4,615	12,049	7,434	10,300	46%	117%
44000	TOTAL OTHER LOCAL REVENUE								
122 44110	INVESTMENT INCOME	10	782	231	1,318	1,087	400	12%	329%
122 44530	SALE OF EQUIPMENT	0	0	15,105	0	-15,105	0	0%	0%
122 44990	OTHER LOCAL REVENUES	0	0	10,804	0	-10,804	0	0%	0%
122 44---	TOTAL OTHER LOCAL REVENUE	10	782	26,140	1,318	-24,822	400	1,307%	329%
122 -----	DRUG FUND	428	6,512	30,755	13,367	-17,388	10,700	256%	125%
		=====	=====	=====	=====	=====	=====	=====	=====

Fnd Acct	Description	2021-22	2022-23	2021-22	2022-23	YTD INCREASE	2022-23	2021-22	2022-23
		December	December	YTD	YTD	(DECREASE)	BUDGET	BUDGET %	BUDGET %
127	ARPA - SPECIAL REVENUE								
44000	TOTAL OTHER LOCAL REVENUE								
127 44110	INVESTMENT INCOME	18	71	2,485	1,106	-1,379	5,000	0%	22%
127 44---	TOTAL OTHER LOCAL REVENUE	18	71	2,485	1,106	-1,379	5,000	0%	22%
47000	FEDERAL GOVERNMENT								
127 47901	AMERICAN RESCUE PLAN ACT	143,970	0	647,002	0	-647,002	14,000,321	6%	0%
127 47---	FEDERAL GOVERNMENT	143,970	0	647,002	0	-647,002	14,000,321	6%	0%
127 -----	ARPA - SPECIAL REVENUE	143,988	71	649,487	1,106	-648,381	14,005,321	6%	0%
		=====	=====	=====	=====	=====	=====	=====	=====

Fnd Acct	Description	2021-22 December	2022-23 December	2021-22 YTD	2022-23 YTD	YTD INCREASE (DECREASE)	2022-23 BUDGET	2021-22 BUDGET %	2022-23 BUDGET %
131	HIGHWAY FUND								
40000	TOTAL LOCAL TAXES								
131 40110	CURRENT PROPERTY TAX	1,489,632	1,543,845	2,300,427	2,440,507	140,080	4,653,171	51%	52%
131 40120	TRUSTEE COLLECTIONS - PRIOR YR	7,510	7,290	38,290	58,907	20,617	92,300	27%	64%
131 40125	TRUSTEE COLLECTIONS - BANKRUPT	161	0	484	8	-476	1,510	32%	1%
131 40130	COURT COLLECTIONS - PRIOR YRS	724	787	12,869	11,395	-1,474	25,190	36%	45%
131 40140	INTEREST AND PENALTY	1,441	1,275	8,190	8,424	234	30,220	27%	28%
131 40161	PILOT - TVA	0	0	368	368	0	360	102%	102%
131 40162	PILOT - LOCAL UTILITIES	0	0	0	173	173	78,580	0%	0%
131 40163	PILOT - OTHER	0	0	218	217	-1	26,000	1%	1%
131 40270	BUSINESS TAX	1,876	0	18,480	14,413	-4,067	151,120	13%	10%
131 40280	MINERAL SEVERANCE TAX	0	0	10,022	11,264	1,242	24,000	67%	47%
131 40320	BANK EXCISE TAX	0	0	0	0	0	30,220	0%	0%
131 40---	TOTAL LOCAL TAXES	1,501,344	1,553,197	2,389,348	2,545,676	156,328	5,112,671	48%	50%
41000	TOTAL LICENSES AND PERMITS								
131 41110	MARRIAGE LICENSE	35	47	344	356	12	600	69%	59%
131 41590	OTHER PERMITS	0	0	0	300	300	300	0%	100%
131 41---	TOTAL LICENSES AND PERMITS	35	47	344	656	312	900	43%	73%
44000	TOTAL OTHER LOCAL REVENUE								
131 44110	INVESTMENT INCOME	184	14,963	4,395	24,044	19,650	19,000	4%	127%
131 44120	LEASE/RENTALS	16,129	14,695	75,275	77,978	2,703	145,000	56%	54%
131 44130	SALE OF MATERIALS AND SUPPLIES	101	0	2,052	0	-2,052	0	0%	0%
131 44170	MISCELLANEOUS REFUNDS	193	0	385	3,958	3,573	0	0%	0%
131 44530	SALE OF EQUIPMENT	0	0	7,000	0	-7,000	0	0%	0%
131 44---	TOTAL OTHER LOCAL REVENUE	16,607	29,658	89,107	105,980	16,874	164,000	34%	65%
46000	STATE OF TENNESSEE								
131 46410	BRIDGE PROGRAM	0	0	771,154	421,458	-349,696	2,331,500	28%	18%
131 46420	STATE AID PROGRAM	0	0	0	0	0	1,009,600	0%	0%
131 46920	GASOLINE AND MOTOR FUEL TAX	278,803	0	1,743,004	1,442,801	-300,204	3,200,000	58%	45%
131 46930	PETROLEUM SPECIAL TAX	7,344	0	44,215	36,718	-7,496	89,000	50%	41%
131 46---	STATE OF TENNESSEE	286,147	0	2,558,373	1,900,977	-657,396	6,630,100	44%	29%
48000	OTHER GOVERNMENT AND CITIZENS								
131 48120	PAVING AND MAINTENANCE	255,115	0	266,789	983	-265,805	0	0%	0%
131 48---	OTHER GOVERNMENT AND CITIZENS	255,115	0	266,789	983	-265,805	0	0%	0%
49000	OTHER SOURCES (NON-REVENUE)								
131 49700	INSURANCE RECOVERY	0	4,567	0	11,715	11,715	0	0%	0%
131 49---	OTHER SOURCES (NON-REVENUE)	0	4,567	0	11,715	11,715	0	0%	0%
131 -----	HIGHWAY FUND	2,059,248	1,587,469	5,303,961	4,565,987	-737,972	11,907,671	48%	38%

Fnd Acct	Description	2021-22	2022-23	2021-22	2022-23	YTD INCREASE	2022-23	2021-22	2022-23
		December	December	YTD	YTD	(DECREASE)	BUDGET	BUDGET %	BUDGET %
151	GENERAL DEBT SERVICE FUND								
40000	TOTAL LOCAL TAXES								
151 40110	CURRENT PROPERTY TAX	4,082,695	4,231,281	6,304,866	6,688,808	383,941	12,490,183	51%	54%
151 40120	TRUSTEE COLLECTIONS - PRIOR YR	19,847	19,957	101,180	161,287	60,107	253,000	26%	64%
151 40125	TRUSTEE COLLECTIONS - BANKRUPT	388	0	1,173	16	-1,157	4,140	28%	0%
151 40130	COURT COLLECTIONS - PRIOR YRS	1,912	2,158	34,012	31,232	-2,780	69,030	41%	45%
151 40140	INTEREST AND PENALTY	3,781	3,473	21,562	22,951	1,388	82,840	26%	28%
151 40161	PILOT - TVA	0	0	1,009	1,009	0	990	102%	102%
151 40162	PILOT - LOCAL UTILITIES	0	0	0	473	473	215,370	0%	0%
151 40163	PILOT - OTHER	0	0	597	596	-2	2,760	22%	22%
151 40266	LITIGATION TAX - JAIL	22,788	23,315	132,956	139,160	6,204	244,000	58%	57%
151 40270	BUSINESS TAX	5,142	0	50,337	39,502	-10,835	414,180	15%	10%
151 40320	BANK EXCISE TAX	0	0	0	0	0	82,840	0%	0%
151 40---	TOTAL LOCAL TAXES	4,136,553	4,280,184	6,647,692	7,085,034	437,339	13,859,333	49%	51%
41000	TOTAL LICENSES AND PERMITS								
151 41110	MARRIAGE LICENSE	96	129	937	974	38	1,660	68%	59%
151 41---	TOTAL LICENSES AND PERMITS	96	129	937	974	38	1,660	68%	59%
44000	TOTAL OTHER LOCAL REVENUE								
151 44110	INVESTMENT INCOME	103	14,648	3,984	24,499	20,515	5,000	5%	490%
151 44---	TOTAL OTHER LOCAL REVENUE	103	14,648	3,984	24,499	20,515	5,000	5%	490%
49000	OTHER SOURCES (NON-REVENUE)								
151 49800	TRANSFERS IN	0	0	0	0	0	81,000	0%	0%
151 49---	OTHER SOURCES (NON-REVENUE)	0	0	0	0	0	81,000	0%	0%
151 -----	GENERAL DEBT SERVICE FUND	4,136,752	4,294,961	6,652,613	7,110,507	457,892	13,946,993	48%	51%
		=====	=====	=====	=====	=====	=====	=====	=====

Fnd Acct	Description	2021-22 December	2022-23 December	2021-22 YTD	2022-23 YTD	YTD INCREASE (DECREASE)	2022-23 BUDGET	2021-22 BUDGET %	2022-23 BUDGET %
152	RURAL DEBT SERVICE								
44000	TOTAL OTHER LOCAL REVENUE								
152 44110	INVESTMENT INCOME	0	32	52	56	5	0	0%	0%
152 44---	TOTAL OTHER LOCAL REVENUE	0	32	52	56	5	0	0%	0%
49000	OTHER SOURCES (NON-REVENUE)								
152 49800	TRANSFERS IN	0	28,241	0	169,446	169,446	310,651	0%	55%
152 49---	OTHER SOURCES (NON-REVENUE)	0	28,241	0	169,446	169,446	310,651	0%	55%
152 -----	RURAL DEBT SERVICE	0	28,273	52	169,502	169,451	310,651	0%	55%
		=====	=====	=====	=====	=====	=====	=====	=====

Fnd Acct	Description	2021-22 December	2022-23 December	2021-22 YTD	2022-23 YTD	YTD INCREASE (DECREASE)	2022-23 BUDGET	2021-22 BUDGET %	2022-23 BUDGET %
171	GENERAL CAPITAL PROJECTS FUND								
40000	TOTAL LOCAL TAXES								
171 40110	CURRENT PROPERTY TAX	331,031	343,076	511,209	542,333	31,124	1,012,718	51%	54%
171 40120	TRUSTEE COLLECTIONS - PRIOR YR	1,632	1,643	8,271	13,328	5,057	20,500	26%	65%
171 40125	TRUSTEE COLLECTIONS - BANKRUPT	272	0	809	15	-795	340	238%	4%
171 40130	COURT COLLECTIONS - PRIOR YRS	155	175	7,765	2,532	-5,233	5,600	116%	45%
171 40140	INTEREST AND PENALTY	451	302	3,356	2,082	-1,273	6,720	50%	31%
171 40161	PILOT - TVA	0	0	82	82	0	80	102%	102%
171 40162	PILOT - LOCAL UTILITIES	0	0	0	38	38	17,460	0%	0%
171 40163	PILOT - OTHER	0	0	48	48	0	220	22%	22%
171 40270	BUSINESS TAX	417	0	4,081	3,203	-878	33,580	15%	10%
171 40320	BANK EXCISE TAX	0	0	0	0	0	5,720	0%	0%
171 40---	TOTAL LOCAL TAXES	333,958	345,196	535,621	563,661	28,040	1,102,938	49%	51%
41000	TOTAL LICENSES AND PERMITS								
171 41110	MARRIAGE LICENSE	8	10	76	79	3	130	69%	61%
171 41---	TOTAL LICENSES AND PERMITS	8	10	76	79	3	130	69%	61%
44000	TOTAL OTHER LOCAL REVENUE								
171 44110	INVESTMENT INCOME	338	29,960	8,067	49,929	41,862	24,240	34%	206%
171 44170	MISCELLANEOUS REFUNDS	0	6,023	0	6,023	6,023	0	0%	0%
171 44---	TOTAL OTHER LOCAL REVENUE	338	35,983	8,067	55,952	47,885	24,240	1%	231%
47000	FEDERAL GOVERNMENT								
171 47590	OTHER FEDERAL THROUGH STATE	0	0	0	0	0	1,100,000	0%	0%
171 47---	FEDERAL GOVERNMENT	0	0	0	0	0	1,100,000	0%	0%
49000	OTHER SOURCES (NON-REVENUE)								
171 49800	TRANSFERS IN	0	5,663,745	0	5,663,745	5,663,745	5,663,745	0%	100%
171 49---	OTHER SOURCES (NON-REVENUE)	0	5,663,745	0	5,663,745	5,663,745	5,663,745	0%	100%
171 -----	GENERAL CAPITAL PROJECTS FUND	334,304	6,044,934	543,764	6,283,437	5,739,673	7,891,053	29%	80%
		=====	=====	=====	=====	=====	=====	=====	=====

Fnd Acct	Description	2021-22 December	2022-23 December	2021-22 YTD	2022-23 YTD	YTD INCREASE (DECREASE)	2022-23 BUDGET	2021-22 BUDGET %	2022-23 BUDGET %
177	EDUCATION CAPITAL PROJECTS								
40000	TOTAL LOCAL TAXES								
177 40110	CURRENT PROPERTY TAX	1,875,832	1,944,104	2,896,828	3,073,241	176,413	5,738,733	51%	54%
177 40120	TRUSTEE COLLECTIONS - PRIOR YR	9,095	9,134	46,403	73,871	27,467	116,200	26%	64%
177 40125	TRUSTEE COLLECTIONS - BANKRUPT	0	0	0	0	0	1,900	0%	0%
177 40130	COURT COLLECTIONS - PRIOR YRS	879	992	10,620	14,350	3,730	31,720	28%	45%
177 40140	INTEREST AND PENALTY	1,640	1,555	8,401	10,295	1,894	38,060	22%	27%
177 40161	PILOT - TVA	0	0	464	464	0	460	101%	101%
177 40162	PILOT - LOCAL UTILITIES	0	0	0	217	217	98,960	0%	0%
177 40163	PILOT - OTHER	0	0	274	274	-1	1,270	22%	22%
177 40270	BUSINESS TAX	2,363	0	23,128	18,150	-4,978	190,300	15%	10%
177 40320	BANK EXCISE TAX	0	0	0	0	0	38,060	0%	0%
177 40---	TOTAL LOCAL TAXES	1,889,809	1,955,785	2,986,118	3,190,862	204,742	6,255,663	49%	51%
41000	TOTAL LICENSES AND PERMITS								
177 41110	MARRIAGE LICENSE	44	59	430	448	17	760	68%	59%
177 41---	TOTAL LICENSES AND PERMITS	44	59	430	448	17	760	68%	59%
44000	TOTAL OTHER LOCAL REVENUE								
177 44110	INVESTMENT INCOME	0	0	0	0	0	6,060	0%	0%
177 44---	TOTAL OTHER LOCAL REVENUE	0	0	0	0	0	6,060	0%	0%
49000	OTHER SOURCES (NON-REVENUE)								
177 49800	TRANSFERS IN	0	76,000	0	76,000	76,000	0	0%	0%
177 49---	OTHER SOURCES (NON-REVENUE)	0	76,000	0	76,000	76,000	0	0%	0%
177 -----	EDUCATION CAPITAL PROJECTS	1,889,853	2,031,844	2,986,548	3,267,310	280,759	6,262,483	35%	52%
		=====	=====	=====	=====	=====	=====	=====	=====

Fnd Acct	Description	2021-22 December	2022-23 December	2021-22 YTD	2022-23 YTD	YTD INCREASE (DECREASE)	2022-23 BUDGET	2021-22 BUDGET %	2022-23 BUDGET %
263	SELF-INSURANCE FUND								
43000	CHARGES FOR CURRENT SERVICES								
263 43101	SELF-INSURANCE PREMIUMS/CONTRI	526,187	567,879	3,233,476	3,395,145	161,669	6,904,494	47%	49%
263 43---	CHARGES FOR CURRENT SERVICES	526,187	567,879	3,233,476	3,395,145	161,669	6,904,494	47%	49%
44000	TOTAL OTHER LOCAL REVENUE								
263 44110	INVESTMENT INCOME	121	9,423	2,681	15,928	13,247	3,500	22%	455%
263 44160	RETIREE INSURANCE PAYMENTS	3,393	4,976	28,517	35,276	6,760	55,000	52%	64%
263 44---	TOTAL OTHER LOCAL REVENUE	3,514	14,399	31,198	51,204	20,007	58,500	47%	88%
263 -----	SELF-INSURANCE FUND	529,701	582,278	3,264,674	3,446,349	181,676	6,962,994	47%	49%
		=====	=====	=====	=====	=====	=====	=====	=====

Number of Accounts: 230

***** End of report *****

Fnd Acct	Obj	Account Level Description	December 2021-22	December 2022-23	MONTHLY DIFFERENCE	2021-22 TOTAL EXP	2021-22 YTD	2022-23 YTD	YTD DIFFERENCE	2022-23 OPEN POS	2022-23 BUDGET	REMAINING BUDGET	% BUDGET USED
101		GENERAL FUND											
51100		COUNTY COMMISSION											
000		-											
101 51100 191		BOARD MEMBER FEES	5,625	5,625	0	66,000	33,750	33,750	0	0	67,500	33,750	50%
101 51100 199		OTHER PER DIEM AND FEES	100	100	0	1,200	600	600	0	0	1,200	600	50%
101 51100 201		SOCIAL SECURITY	355	355	0	4,166	2,130	2,130	0	0	4,200	2,070	51%
101 51100 204		PENSIONS	298	508	210	3,431	1,788	2,779	991	0	4,506	1,727	62%
101 51100 212		EMPLOYER MEDICARE	83	83	0	975	498	498	0	0	990	492	50%
101 51100 312		CONTRACTS - PRIVATE AGENCIES	200	4,763	4,563	1,700	1,600	13,429	11,829	12,099	61,999	36,471	41%
101 51100 320		DUES AND MEMBERSHIPS	0	0	0	8,376	5,916	9,077	3,161	0	10,817	1,740	84%
101 51100 334		MAINTENANCE AGREEMENTS	0	0	0	3,700	3,700	1,850	-1,850	4,640	12,000	5,510	54%
101 51100 351		RENTALS	0	0	0	165	0	245	245	0	300	55	82%
101 51100 355		TRAVEL	514	0	-514	3,747	1,452	3,474	2,022	0	8,000	4,526	43%
101 51100 356		REGISTRATION FEES	0	0	0	1,960	900	1,250	350	0	1,800	550	69%
101 51100 422		FOOD SUPPLIES	0	0	0	0	0	0	0	0	1,000	1,000	0%
101 51100 435		OFFICE SUPPLIES	0	0	0	1,072	887	466	-422	0	500	34	93%
101 51100 513		WORKMAN'S COMPENSATION INSUR	0	0	0	0	0	132	132	0	140	8	94%
101 51100 599		OTHER CHARGES	0	0	0	370	0	0	0	0	2,000	2,000	0%
101 51100 799		OTHER CAPITAL OUTLAY	0	0	0	0	0	7,500	7,500	0	28,000	20,500	27%
101 51100 ---			7,175	11,434	4,259	96,862	53,221	77,180	23,958	16,739	204,952	111,033	46%
101 51100 ---			7,175	11,434	4,259	96,862	53,221	77,180	23,958	16,739	204,952	111,033	46%
=====													
51210		BOARD OF EQUALIZATION											
000		-											
101 51210 191		BOARD & COMMITTEE MEMBERS FE	0	0	0	2,300	0	0	0	0	6,210	6,210	0%
101 51210 ---			0	0	0	2,300	0	0	0	0	6,210	6,210	0%
101 51210 ---			0	0	0	2,300	0	0	0	0	6,210	6,210	0%
=====													
51300		COUNTY MAYOR/EXECUTIVE											
000		-											
101 51300 101		COUNTY OFFICIAL	11,975	12,574	599	151,197	79,344	75,446	-3,898	0	150,892	75,446	50%
101 51300 103		ASSISTANT(S)	4,515	4,742	227	58,895	29,221	30,707	1,486	0	61,950	31,244	50%
101 51300 188		BONUS PAYMENTS	0	0	0	1,662	1,662	0	-1,662	0	0	0	0%

Fnd	Acct	Obj	Account Level Description	December 2021-22	December 2022-23	MONTHLY DIFFERENCE	2021-22 TOTAL EXP	2021-22 YTD	2022-23 YTD	YTD DIFFERENCE	2022-23 OPEN POS	2022-23 BUDGET	REMAINING BUDGET	% BUDGET USED
101			GENERAL FUND											
51300			COUNTY MAYOR/EXECUTIVE											
000			-											
101	51300	201	SOCIAL SECURITY	637	921	284	12,814	6,398	6,373	-25	0	13,200	6,827	48%
101	51300	204	PENSIONS	1,585	2,083	498	20,239	10,433	12,770	2,337	0	25,612	12,842	50%
101	51300	205	EMPLOYEE AND DEPENDENT INSUR	1,830	1,976	146	21,959	10,979	11,858	879	0	23,800	11,942	50%
101	51300	212	EMPLOYER MEDICARE	279	291	12	3,127	1,627	1,566	-61	0	3,090	1,524	51%
101	51300	299	OTHER FRINGE BENEFITS	3,000	3,000	0	6,600	3,300	3,300	0	0	6,600	3,300	50%
101	51300	307	COMMUNICATION (CO MAYOR)	46	46	0	552	230	230	0	0	1,560	1,330	15%
101	51300	320	DUES AND MEMBERSHIPS	0	0	0	2,572	2,000	2,000	0	0	3,000	1,000	67%
101	51300	333	LICENSES	0	0	0	0	0	25	25	0	0	-25	0%
101	51300	334	MAINTENANCE AGREEMENTS	163	179	16	2,669	1,171	1,228	58	1,072	2,400	100	96%
101	51300	348	POSTAL CHARGES (CO MAYOR)	0	14	14	23	2	27	25	0	100	73	27%
101	51300	351	RENTALS	281	562	281	3,372	1,686	2,100	414	890	3,400	410	88%
101	51300	355	TRAVEL (CO MAYOR)	-37	651	688	1,461	1,096	1,303	207	0	4,000	2,697	33%
101	51300	356	REGISTRATION FEES	0	0	0	1,350	725	775	50	0	800	25	97%
101	51300	414	DUPLICATING SUPPLIES	0	0	0	348	174	0	-174	78	300	222	26%
101	51300	435	OFFICE SUPPLIES (CO MAYOR)	0	0	0	291	65	0	-65	0	300	300	0%
101	51300	437	PERIODICALS	0	16	16	0	0	16	16	0	140	124	12%
101	51300	499	OTHER SUPPLIES AND MATERIALS	0	0	0	0	0	73	73	0	0	-73	0%
101	51300	508	PREMIUMS ON CORPORATE SURETY	0	0	0	0	0	50	50	0	0	-50	0%
101	51300	513	WORKMAN'S COMPENSATION INSUR	0	0	0	0	0	376	376	0	380	4	99%
101	51300	599	OTHER CHARGES	100	0	-100	160	100	0	-100	0	1,860	1,860	0%
101	51300	---		24,374	27,055	2,681	289,291	150,213	150,223	11	2,040	303,384	151,122	50%
101	51300	---		24,374	27,055	2,681	289,291	150,213	150,223	11	2,040	303,384	151,122	50%
				=====	=====	=====	=====	=====	=====	=====	=====	=====	=====	=====
51400			COUNTY ATTORNEY											
000			-											
101	51400	105	SUPERVISOR/DIRECTOR	12,240	12,852	612	159,708	79,440	83,263	3,823	0	167,719	84,456	50%
101	51400	133	PARAPROFESSIONALS	4,062	3,308	-755	47,661	26,282	21,420	-4,862	0	43,155	21,735	50%
101	51400	188	BONUS PAYMENTS	0	0	0	6,169	6,169	0	-6,169	0	0	0	0%
101	51400	201	SOCIAL SECURITY	244	314	70	11,911	5,850	5,639	-211	0	13,080	7,441	43%
101	51400	204	PENSIONS	1,567	1,944	377	18,289	10,160	12,205	2,045	0	25,370	13,165	48%
101	51400	205	EMPLOYEE AND DEPENDENT INSUR	1,830	1,309	-521	23,798	10,979	7,855	-3,125	0	37,000	29,145	21%
101	51400	212	EMPLOYER MEDICARE	228	227	-1	2,989	1,572	1,472	-99	0	3,060	1,588	48%
101	51400	312	CONTRACTS - PRIVATE AGENCIES	4	0	-4	19	4	0	-4	0	0	0	0%

Fnd	Acct	Obj	Account Level Description	December 2021-22	December 2022-23	MONTHLY DIFFERENCE	2021-22 TOTAL EXP	2021-22 YTD	2022-23 YTD	YTD DIFFERENCE	2022-23 OPEN POS	2022-23 BUDGET	REMAINING BUDGET	% BUDGET USED
101			GENERAL FUND											
51400			COUNTY ATTORNEY											
000			-											
101	51400	320	DUES AND MEMBERSHIPS	0	0	0	475	175	801	626	0	1,200	399	67%
101	51400	331	LEGAL SERVICES	765	8,153	7,388	35,299	5,966	8,873	2,907	0	30,000	21,127	30%
101	51400	332	LEGAL NOTICES	0	0	0	56	56	27	-29	0	500	473	5%
101	51400	333	LICENSES	0	0	0	75	0	0	0	0	0	0	0%
101	51400	334	MAINTENANCE AGREEMENTS	0	246	246	833	75	913	838	87	1,370	370	73%
101	51400	348	POSTAL CHARGES	0	29	29	250	24	43	20	0	200	157	22%
101	51400	351	RENTALS	0	141	141	274	204	443	239	833	200	-1,076	638%
101	51400	355	TRAVEL	0	0	0	1,169	605	0	-605	0	1,750	1,750	0%
101	51400	356	REGISTRATION FEES	0	0	0	175	0	108	108	0	2,225	2,117	5%
101	51400	411	DATA PROCESSING SUPPLIES	0	0	0	0	0	0	0	0	200	200	0%
101	51400	435	OFFICE SUPPLIES	0	89	89	1,417	387	448	61	28	2,225	1,749	21%
101	51400	437	PERIODICALS	22	473	450	3,565	2,133	4,160	2,027	1,557	7,500	1,783	76%
101	51400	499	OTHER SUPPLIES AND MATERIALS	0	0	0	0	0	0	0	0	400	400	0%
101	51400	513	WORKMAN'S COMPENSATION INSUR	0	0	0	0	0	438	438	0	440	2	100%
101	51400	599	OTHER CHARGES	0	27	27	0	0	27	27	0	500	473	5%
101	51400	---		20,962	29,112	8,148	314,132	150,081	148,135	-1,945	2,505	338,094	187,454	45%
420			IDB - ECONOMIC DEVELOPMENT											
101	51400	333	REGISTRATION FEE - IDB	0	0	0	90	90	41	-49	0	0	-41	0%
101	51400	---		0	0	0	90	90	41	-49	0	0	-41	0%
101	51400	---		20,962	29,112	8,148	314,222	150,171	148,176	-1,994	2,505	338,094	187,413	45%
51500			ELECTION COMMISSION											
000			-											
101	51500	101	COUNTY OFFICIAL (REGISTRAR)	7,712	8,098	386	91,984	45,712	48,585	2,873	0	97,171	48,586	50%
101	51500	106	DEPUTIES	13,638	12,828	-810	183,455	88,512	90,351	1,839	0	201,410	111,059	45%
101	51500	169	PART-TIME PERSONNEL	2,215	64,913	62,697	59,159	3,509	124,242	120,733	0	130,328	6,086	95%
101	51500	188	BONUS PAYMENTS	0	0	0	4,130	4,130	0	-4,130	0	0	0	0%
101	51500	192	ELECTION COMMISSION	0	0	0	20,183	10,250	10,500	250	0	21,000	10,500	50%
101	51500	193	ELECTION WORKERS	0	24,510	24,510	19,820	0	41,555	41,555	0	48,010	6,455	87%
101	51500	201	SOCIAL SECURITY	1,349	5,223	3,874	20,907	8,768	16,400	7,632	0	24,720	8,320	66%

Fnd	Acct	Obj	Account Level Description	December 2021-22	December 2022-23	MONTHLY DIFFERENCE	2021-22 TOTAL EXP	2021-22 YTD	2022-23 YTD	YTD DIFFERENCE	2022-23 OPEN POS	2022-23 BUDGET	REMAINING BUDGET	% BUDGET USED
101			GENERAL FUND											
51500			ELECTION COMMISSION											
000			--											
101	51500	204	PENSIONS	2,052	2,189	137	24,655	11,404	14,300	2,896	0	35,130	20,830	41%
101	51500	205	EMPLOYEE AND DEPENDENT INSUR	6,327	7,299	971	75,311	37,346	36,695	-651	0	82,100	45,405	45%
101	51500	210	UNEMPLOYMENT COMPENSATION	0	2,750	2,750	0	0	3,025	3,025	0	0	-3,025	0%
101	51500	212	EMPLOYER MEDICARE	316	1,222	906	4,890	2,051	3,836	1,785	0	5,790	1,954	66%
101	51500	307	COMMUNICATION (ELEC.COMM.)	0	0	0	14	14	0	-14	0	0	0	0%
101	51500	312	CONTRACTS - PRIVATE AGENCIES	46	71	26	3,367	262	506	244	1,144	1,800	150	92%
101	51500	317	DATA PROCESSING SERVICES	140	4,700	4,560	16,303	140	5,327	5,187	19	6,942	1,596	77%
101	51500	320	DUES AND MEMBERSHIPS	0	0	0	373	0	800	800	0	1,100	300	73%
101	51500	328	JANITORIAL SERVICES	0	0	0	0	0	0	0	0	600	600	0%
101	51500	332	LEGAL NOTICES	0	2,567	2,567	7,118	0	5,749	5,749	150	5,306	-593	111%
101	51500	334	MAINTENANCE AGREEMENTS	0	500	500	21,984	21,984	37,151	15,167	10,681	49,995	2,163	96%
101	51500	348	POSTAL CHARGES (ELECTION COM	0	9,097	9,097	36,790	7,000	9,182	2,182	0	9,271	89	99%
101	51500	349	PRINTING	0	0	0	6,751	276	4,286	4,010	6,503	9,650	-1,138	112%
101	51500	350	INTERNET CONNECTIVITY	0	0	0	25	0	0	0	0	0	0	0%
101	51500	351	RENTALS (ELECTION COMM)	469	669	200	21,560	939	31,178	30,239	572	33,610	1,860	94%
101	51500	355	TRAVEL (ELECTION COMM)	0	1,830	1,830	1,556	3,252	5,976	2,724	0	10,622	4,646	56%
101	51500	356	REGISTRATION FEES	0	0	0	500	500	0	-500	100	2,500	2,400	4%
101	51500	411	DATA PROCESSING SUPPLIES	0	0	0	5,372	707	154	-553	346	4,000	3,500	13%
101	51500	414	DUPLICATING SUPPLIES	0	0	0	935	0	0	0	1,500	4,031	2,531	37%
101	51500	422	FOOD SUPPLIES	0	140	140	186	0	140	140	0	140	0	100%
101	51500	435	OFFICE SUPPLIES (ELECTION CO	0	1,471	1,471	5,989	2,077	3,897	1,820	0	7,100	3,203	55%
101	51500	471	SOFTWARE	0	0	0	0	0	0	0	0	205	205	0%
101	51500	502	INSURANCE-BLDG AND CONTENTS	0	0	0	903	13,745	520	-13,225	0	1	-519	52,000%
101	51500	506	LIABILITY INSURANCE	0	0	0	10,256	10,256	12,060	1,804	0	12,060	0	100%
101	51500	513	WORKMAN'S COMPENSATION INSUR	0	0	0	0	0	701	701	0	710	9	99%
101	51500	530	FINES, ASSESSMENTS, PENALTIE	0	39	39	0	0	39	39	0	0	-39	0%
101	51500	709	DATA PROCESSING EQUIPMENT	0	0	0	88,814	9,645	0	-9,645	0	12,100	12,100	0%
101	51500	711	FURNITURE AND FIXTURES	0	0	0	0	0	960	960	0	965	5	99%
101	51500	719	OFFICE EQUIPMENT	0	0	0	11,054	0	0	0	0	0	0	0%
101	51500	---		34,264	150,116	115,851	744,344	282,479	508,115	225,636	21,015	818,367	289,238	65%

Account Level		December	December	MONTHLY	2021-22	2021-22	2022-23	YTD	2022-23	2022-23	REMAINING	% BUDGET		
Fnd	Acct	Obj	Description	2021-22	2022-23	DIFFERENCE	TOTAL EXP	YTD	YTD	DIFFERENCE	OPEN POS	BUDGET	BUDGET	USED
101			GENERAL FUND											
51500			ELECTION COMMISSION											
631			REDISTRICT DECENNIAL CENSUS											
101	51500	169	PART-TIME PERSONNEL - REDIST	0	0	0	6,820	0	0	0	0	0	0	0%
101	51500	201	SOCIAL SECURITY - REDISTRICT	0	0	0	423	0	0	0	0	0	0	0%
101	51500	212	MEDICARE - REDISTRICT	0	0	0	99	0	0	0	0	0	0	0%
101	51500	348	POSTAGE FOR REDISTRICTING	0	0	0	10,500	0	0	0	0	0	0	0%
101	51500	349	PRINTING, STATIONERY/REDISTR	0	0	0	10,600	0	0	0	0	0	0	0%
101	51500	435	OFFICE SUPPLIES - REDIST FUN	0	0	0	4,825	0	0	0	0	0	0	0%
101	51500	530	FINES, ASSESSMENTS, PENALTIE	0	0	0	0	0	14	14	0	0	-14	0%
101	51500	709	DP EQUIP FROM REDISTRICT FDS	0	0	0	23,039	0	0	0	0	0	0	0%
101	51500	---		0	0	0	56,306	0	14	14	0	0	-14	0%
633			VOTING MACHINE RPLCMNT GRANT											
101	51500	731	VOTING MACHINES	0	0	0	0	0	0	0	742,250	800,000	57,750	93%
101	51500	---		0	0	0	0	0	0	0	742,250	800,000	57,750	93%
101	51500	---		34,264	150,116	115,851	800,650	282,479	508,129	225,650	763,265	1,618,367	346,974	79%
51600			REGISTER OF DEEDS											
000														
101	51600	101	COUNTY OFFICIAL	8,569	8,997	428	108,187	56,774	53,984	-2,789	0	107,968	53,984	50%
101	51600	106	DEPUTIES	20,138	21,140	1,002	260,603	130,697	136,534	5,837	0	275,903	139,369	49%
101	51600	169	PART-TIME PERSONNEL	840	1,176	336	13,433	6,807	7,028	221	0	15,347	8,319	46%
101	51600	188	BONUS PAYMENTS	0	0	0	8,111	8,111	0	-8,111	0	0	0	0%
101	51600	201	SOCIAL SECURITY	1,698	1,816	118	22,704	11,746	11,490	-255	0	24,780	13,290	46%
101	51600	204	PENSIONS	2,759	3,625	867	34,167	18,016	22,268	4,252	0	46,270	24,002	48%
101	51600	205	EMPLOYEE AND DEPENDENT INSUR	7,539	8,608	1,068	88,911	45,237	51,646	6,409	0	103,300	51,654	50%
101	51600	206	LIFE INSURANCE	0	0	0	2,289	0	0	0	0	0	0	0%
101	51600	212	EMPLOYER MEDICARE	397	425	28	5,310	2,747	2,687	-60	0	5,800	3,113	46%
101	51600	299	OTHER FRINGE BENEFITS	0	0	0	0	54	0	-54	0	0	0	0%
101	51600	307	COMMUNICATION (REG.OF DEEDS)	21	21	0	229	97	97	0	0	240	143	40%
101	51600	312	CONTRACTS - PRIVATE AGENCIES	13	13	0	2,219	125	252	128	298	500	-50	110%
101	51600	320	DUES AND MEMBERSHIPS	0	0	0	998	948	1,063	115	0	1,088	25	98%
101	51600	334	MAINTENANCE AGREEMENTS	61	-2,275	-2,336	19,907	19,482	20,435	953	2,365	22,800	0	100%

Fnd Acct	Obj	Account Level Description	December 2021-22	December 2022-23	MONTHLY DIFFERENCE	2021-22 TOTAL EXP	2021-22 YTD	2022-23 YTD	YTD DIFFERENCE	2022-23 OPEN POS	2022-23 BUDGET	REMAINING BUDGET	% BUDGET USED
101		GENERAL FUND											
51600		REGISTER OF DEEDS											
000		-											
101 51600 334		MAINTENANCE AGREEMENT/DISCOU	0	0	0	0	0	-2,955	-2,955	200	0	2,755	0%
101 51600 348		POSTAL CHARGES (REGISTER)	27	27	0	1,687	937	514	-423	1,503	2,500	483	81%
101 51600 351		RENTALS (REGISTER)	0	133	133	2,032	798	665	-133	1,410	3,000	925	69%
101 51600 355		TRAVEL (REGISTER)	35	0	-35	204	69	1,062	993	0	1,500	438	71%
101 51600 356		REGISTRATION FEES	0	0	0	80	0	510	510	0	450	-60	113%
101 51600 411		DATA PROCESSING SUPPLIES	1,480	2,352	872	6,931	3,276	3,323	47	0	7,500	4,177	44%
101 51600 414		DUPLICATING SUPPLIES	0	0	0	996	750	1,114	364	0	1,300	186	86%
101 51600 435		OFFICE SUPPLIES (REGISTER)	0	477	477	4,791	1,380	3,101	1,721	6	10,000	6,893	31%
101 51600 437		PERIODICALS (REGISTER)	0	0	0	0	0	0	0	0	200	200	0%
101 51600 513		WORKMAN'S COMPENSATION INSUR	0	0	0	0	0	832	832	0	840	8	99%
101 51600 599		OTHER CHARGES (REGISTER)	0	0	0	0	0	0	0	0	500	500	0%
101 51600 709		DATA PROCESSING EQUIPMENT	0	0	0	4,669	0	1,373	1,373	0	5,000	3,627	27%
101 51600 799		OTHER CAPITAL OUTLAY	0	0	0	4,724	0	0	0	0	0	0	0%
101 51600 ---			43,577	46,535	2,958	593,182	308,051	317,023	8,975	5,782	636,786	313,981	51%
806		DATA PROCESSING - REGISTER											
101 51600 317		DATA PROCESSING SERVICES	0	0	0	2,623	2,623	0	-2,623	0	0	0	0%
101 51600 334		MAINTENANCE AGREEMENT - RESE	0	0	0	0	0	0	0	0	8,000	8,000	0%
101 51600 471		DATA PROCESSING - REGISTER	0	0	0	0	0	0	0	28,000	28,000	0	100%
101 51600 ---			0	0	0	2,623	2,623	0	-2,623	28,000	36,000	8,000	78%
101 51600 ---			43,577	46,535	2,958	595,805	310,674	317,023	6,352	33,782	672,786	321,981	52%
51720		PLANNING											
000		-											
101 51720 103		PLANNING ASSISTANTS	6,800	7,382	582	87,542	42,862	47,600	4,739	0	96,183	48,583	49%
101 51720 105		SUPERVISOR'DIRECTOR	5,076	5,573	497	66,232	32,945	35,973	3,029	0	72,565	36,592	50%
101 51720 188		BONUS PAYMENTS	0	0	0	4,452	4,452	0	-4,452	0	0	0	0%
101 51720 191		BOARD AND COMMITTEE MEMBERS	300	480	180	3,480	1,740	1,800	60	0	4,000	2,200	45%
101 51720 201		SOCIAL SECURITY	727	798	71	9,654	4,919	5,086	167	0	10,470	5,384	49%
101 51720 204		PENSIONS	1,141	1,558	417	14,907	7,285	10,054	2,769	0	20,310	10,256	50%
101 51720 205		EMPLOYEE AND DEPENDENT INSUR	1,643	1,774	131	19,712	9,856	10,645	789	0	21,300	10,655	50%

Fnd	Acct	Obj	Account Level Description	December 2021-22	December 2022-23	MONTHLY DIFFERENCE	2021-22 TOTAL EXP	2021-22 YTD	2022-23 YTD	YTD DIFFERENCE	2022-23 OPEN POS	2022-23 BUDGET	REMAINING BUDGET	% BUDGET USED
101			GENERAL FUND											
51720			PLANNING											
000			-											
101	51720	212	EMPLOYER MEDICARE	170	187	17	2,258	1,150	1,189	39	0	2,450	1,261	49%
101	51720	320	DUES AND MEMBERSHIPS	0	0	0	837	285	0	-285	0	837	837	0%
101	51720	332	LEGAL NOTICES RECORDING	0	0	0	1,500	399	188	-211	1,312	1,500	0	100%
101	51720	334	MAINTENANCE AGREEMENTS	0	0	0	9,848	9,848	9,752	-96	0	9,990	238	98%
101	51720	355	TRAVEL	0	0	0	1,363	787	713	-73	0	1,000	287	71%
101	51720	356	REGISTRATION FEES	0	0	0	380	230	428	198	0	500	72	86%
101	51720	513	WORKMAN'S COMPENSATION INSUR	0	0	0	0	0	1,336	1,336	0	1,340	4	100%
101	51720	515	LIABILITY CLAIMS	0	0	0	500	0	0	0	0	0	0	0%
101	51720	---		15,857	17,752	1,895	222,665	116,758	124,764	8,009	1,312	242,445	116,369	52%
101	51720	---		15,857	17,752	1,895	222,665	116,758	124,764	8,009	1,312	242,445	116,369	52%
				=====	=====	=====	=====	=====	=====	=====	=====	=====	=====	=====
51750			CODES COMPLIANCE											
000			-											
101	51750	103	ASSISTANT(S)	2,913	3,059	146	36,051	16,798	19,808	3,010	0	39,916	20,109	50%
101	51750	105	CODES COMPLIANCE DIRECTOR	4,736	5,214	479	61,789	30,734	33,652	2,918	0	68,021	34,369	49%
101	51750	188	BONUS PAYMENTS	0	0	0	4,051	4,051	0	-4,051	0	0	0	0%
101	51750	189	OTHER SALARIES & WAGES	3,332	7,311	3,980	43,469	21,622	34,828	13,206	0	50,349	15,521	69%
101	51750	201	SOCIAL SECURITY	638	907	270	8,514	4,281	5,171	890	0	9,820	4,649	53%
101	51750	204	PENSIONS	1,055	1,875	820	13,700	6,646	10,621	3,975	0	19,050	8,429	56%
101	51750	205	EMPLOYEE AND DEPENDENT INSUR	4,067	5,701	1,634	48,803	24,402	30,281	5,880	0	52,800	22,519	57%
101	51750	212	EMPLOYER MEDICARE	149	212	63	1,991	1,001	1,209	208	0	2,300	1,091	53%
101	51750	307	COMMUNICATION	296	235	-62	3,207	2,082	1,176	-906	0	5,700	4,524	21%
101	51750	312	CONTRACTS - PRIVATE AGENCIES	9	15	6	210	79	133	54	17	275	125	55%
101	51750	320	DUES AND MEMBERSHIPS	60	0	-60	485	485	585	100	0	600	15	98%
101	51750	332	LEGAL NOTICES	0	0	0	0	0	0	0	0	400	400	0%
101	51750	333	LICENSES	0	0	0	23	23	35	13	0	45	10	78%
101	51750	334	MAINTENANCE AGREEMENTS	161	299	138	10,024	8,569	858	-7,711	8,362	10,220	1,000	90%
101	51750	338	MAINTENANCE & REPAIR - VEHIC	95	0	-95	738	657	0	-657	14,204	14,704	500	97%
101	51750	348	POSTAL CHARGES	0	113	113	-100	650	359	-291	0	650	291	55%
101	51750	350	INTERNET CONNECTIVITY	0	68	68	931	0	340	340	0	0	-340	0%
101	51750	351	RENTALS	576	281	-295	5,524	2,099	1,269	-830	3,631	7,500	2,600	65%
101	51750	355	TRAVEL	0	0	0	748	748	770	22	0	1,000	230	77%
101	51750	356	REGISTRATION FEES	300	0	-300	300	300	200	-100	0	1,350	1,150	15%

Fnd	Acct	Obj	Account Level Description	December 2021-22	December 2022-23	MONTHLY DIFFERENCE	2021-22 TOTAL EXP	2021-22 YTD	2022-23 YTD	YTD DIFFERENCE	2022-23 OPEN POS	2022-23 BUDGET	REMAINING BUDGET	% BUDGET USED
101			GENERAL FUND											
51750			CODES COMPLIANCE											
000			-											
101	51750	411	DATA PROCESSING SUPPLIES	0	0	0	1,211	0	0	0	0	1,641	1,641	0%
101	51750	414	DUPLICATING SUPPLIES (CODES	326	0	-326	599	326	0	-326	0	600	600	0%
101	51750	422	FOOD SUPPLIES	0	0	0	0	0	0	0	0	100	100	0%
101	51750	425	GASOLINE	541	491	-50	7,524	2,699	2,918	219	2,829	6,800	1,054	85%
101	51750	435	OFFICE SUPPLIES	413	251	-163	6,190	1,914	1,818	-97	695	6,500	3,987	39%
101	51750	437	PERIODICALS	0	0	0	134	0	0	0	0	500	500	0%
101	51750	451	UNIFORMS	0	0	0	1,167	354	580	226	0	1,000	420	58%
101	51750	453	VEHICLE PARTS	0	0	0	238	49	0	-49	0	700	700	0%
101	51750	471	SOFTWARE	0	0	0	798	798	0	-798	0	800	800	0%
101	51750	511	VEHICLE AND EQUIPMENT INSURA	0	0	0	1,506	1,506	1,620	114	0	1,400	-220	116%
101	51750	513	WORKMAN'S COMPENSATION INSUR	0	0	0	0	0	3,176	3,176	0	3,180	4	100%
101	51750	530	FINES, ASSESSMENTS, PENALTIE	58	0	-58	461	58	0	-58	0	0	0	0%
101	51750	599	OTHER CHARGES	0	0	0	0	0	0	0	0	325	325	0%
101	51750	709	DATA PROCESSING EQUIPMENT	0	0	0	6,744	5,059	0	-5,059	0	2,000	2,000	0%
101	51750	718	MOTOR VEHICLES	0	0	0	33,324	33,324	0	-33,324	0	0	0	0%
101	51750	---		19,725	26,032	6,308	300,354	171,314	151,407	-19,906	29,738	310,246	129,103	58%
050			ENVIRONMENTAL COURT CLEAN-UP											
101	51750	162	CLERICAL STAFF - ENV CLEANUP	2,305	0	-2,305	14,312	3,767	10,403	6,635	0	38,000	27,598	27%
101	51750	188	BONUS PAYMENTS	0	0	0	1,406	1,406	0	-1,406	0	0	0	0%
101	51750	189	OTHER WAGES - ENV COURT	4,077	0	-4,077	76,243	26,265	0	-26,265	0	53,000	53,000	0%
101	51750	201	SOCIAL SECURITY - ENV CLEANU	372	0	-372	5,428	1,806	595	-1,212	0	5,650	5,055	11%
101	51750	204	PENSIONS - ENV CLEANUP	392	0	-392	6,153	2,524	1,251	-1,273	0	10,950	9,699	11%
101	51750	205	HEALTH INSURANCE - ENV CLEAN	618	0	-618	8,625	3,707	3,927	221	0	8,100	4,173	48%
101	51750	206	LIFE INSURANCE	0	0	0	2,775	0	0	0	0	0	0	0%
101	51750	212	MEDICARE - ENV CLEANUP	87	0	-87	1,270	423	139	-283	0	1,320	1,181	11%
101	51750	307	COMMUNICATION - ENV CLEANUP	42	42	0	592	299	209	-89	0	800	591	26%
101	51750	332	LEGAL NOTICES - ENV CLEANUP	0	0	0	75	0	0	0	0	500	500	0%
101	51750	348	POSTAL CHARGES - ENV CLEANUP	0	203	203	900	900	500	-400	0	500	0	100%
101	51750	349	PRINTING, STATIONERY AND FOR	137	0	-137	137	137	0	-137	0	100	100	0%
101	51750	350	INT CONNECTIVITY/ENV CT CLEA	0	34	34	183	0	170	170	0	0	-170	0%
101	51750	351	RENTALS	0	0	0	946	146	21	-125	1,143	1,900	736	61%
101	51750	411	DATA PROCESSING SUPPLIES - E	0	0	0	958	448	0	-448	0	0	0	0%
101	51750	425	GASOLINE - ENV CLEANUP	97	0	-97	1,914	844	366	-478	1,398	1,800	37	98%

Fnd	Acct	Obj	Account Level Description	December 2021-22	December 2022-23	MONTHLY DIFFERENCE	2021-22 TOTAL EXP	2021-22 YTD	2022-23 YTD	YTD DIFFERENCE	2022-23 OPEN POS	2022-23 BUDGET	REMAINING BUDGET	% BUDGET USED
101			GENERAL FUND											
51750			CODES COMPLIANCE											
050			ENVIRONMENTAL COURT CLEAN-UP											
101	51750	435	OFFICE SUPPLIES - ENV CLEANU	0	0	0	785	452	199	-253	158	500	143	71%
101	51750	451	UNIFORMS - ENV CLEANUP	90	0	-90	383	90	300	210	0	300	0	100%
101	51750	453	VEHICLE PARTS - ENV CLEANUP	0	0	0	113	113	0	-113	0	400	400	0%
101	51750	499	OTHER SUPPLIES - ENV CLEANUP	0	0	0	355	0	0	0	0	0	0	0%
101	51750	511	VEHICLE INS - ENV CLEANUP	0	0	0	0	0	0	0	0	400	400	0%
101	51750	513	WORKMAN'S COMP/ENV COURT CLE	0	0	0	0	0	77	77	0	80	3	97%
101	51750	536	HAZARDOUS WASTE CLEANUP	0	0	0	600	0	0	0	0	25,000	25,000	0%
101	51750	709	DATA PROCESS EQPT - ENV CLEA	0	0	0	790	0	350	350	0	350	0	100%
101	51750	711	FURNITURE AND FIXTURES - ENV	250	0	-250	250	250	0	-250	0	0	0	0%
101	51750	718	ENV COURT - VEHICLE	0	0	0	0	0	0	0	38,476	38,500	24	100%
101	51750	---		8,467	279	-8,188	125,193	43,577	18,507	-25,069	41,175	188,150	128,470	32%
101	51750	---		28,192	26,311	-1,880	425,547	214,891	169,914	-44,975	70,913	498,396	257,573	48%
=====														
51800			COUNTY BUILDINGS											
000			-											
101	51800	312	CONTRACTS - PRIVATE AGENCIES	0	0	0	0	0	680	680	4,750	0	-5,430	0%
101	51800	334	MAINTENANCE AGREEMENTS	946	5,344	4,398	42,082	25,644	36,000	10,356	10,356	63,650	17,294	73%
101	51800	335	MAINTENANCE & REPAIR - BLDGS	690	1,161	471	21,310	2,919	6,088	3,169	11,344	35,000	17,567	50%
101	51800	336	MAINTENANCE AND REPAIR EQUIP	267	0	-267	2,142	267	6,960	6,693	200	7,500	340	95%
101	51800	347	PEST CONTROL	0	0	0	2,300	2,115	2,165	50	0	3,000	835	72%
101	51800	347	DISCOUNTS TAKEN	0	0	0	-185	0	0	0	0	0	0	0%
101	51800	351	RENTALS	634	318	-315	4,523	2,108	1,880	-228	1,918	8,200	4,402	46%
101	51800	351	DISCOUNTS TAKEN	0	0	0	-40	0	-31	-31	0	0	31	0%
101	51800	361	PERMITS	28	0	-28	258	83	110	28	0	300	190	37%
101	51800	410	CUSTODIAL SUPPLIES	2,652	2,205	-448	24,963	11,259	11,099	-160	1,245	29,000	16,656	43%
101	51800	415	ELECTRICITY	15,361	17,152	1,791	200,088	83,678	99,219	15,541	0	200,000	100,781	50%
101	51800	425	GASOLINE	0	0	0	0	0	0	0	0	50	50	0%
101	51800	434	NATURAL GAS	4,987	6,206	1,219	37,383	11,911	16,050	4,139	0	40,000	23,950	40%
101	51800	454	WATER AND SEWER	724	839	115	8,452	3,386	3,935	549	0	12,000	8,065	33%
101	51800	499	OTHER SUPPLIES AND MATERIALS	0	870	870	78	0	1,663	1,663	472	0	-2,135	0%
101	51800	502	BUILDING AND CONTENTS INSURA	0	0	0	51,359	14,002	58,945	44,943	0	65,000	6,055	91%
101	51800	599	OTHER CHARGES	0	0	0	468	0	0	0	0	8,000	8,000	0%
101	51800	799	OTHER CAPITAL OUTLAY	0	0	0	12,000	0	0	0	3,745	4,000	255	94%

Fnd	Acct	Obj	Account Level Description	December 2021-22	December 2022-23	MONTHLY DIFFERENCE	2021-22 TOTAL EXP	2021-22 YTD	2022-23 YTD	YTD DIFFERENCE	2022-23 OPEN POS	2022-23 BUDGET	REMAINING BUDGET	% BUDGET USED
101			GENERAL FUND											
51800			COUNTY BUILDINGS											
000			-											
101	51800	---		26,289	34,095	7,806	407,181	157,372	244,763	87,392	34,030	475,700	196,906	59%
021			LOCAL GOV DIRECT APPR GRANT											
101	51800	312	CONTRACTS - LOCAL GOV DA	0	0	0	28,223	0	0	0	0	0	0	0%
101	51800	---		0	0	0	28,223	0	0	0	0	0	0	0%
101	51800	---		26,289	34,095	7,806	435,404	157,372	244,763	87,392	34,030	475,700	196,906	59%
				=====	=====	=====	=====	=====	=====	=====	=====	=====	=====	=====
51900			OTHER GENERAL ADMINISTRATION											
000			-											
101	51900	166	CUSTODIAL PERSONNEL	4,403	4,624	221	57,453	28,578	29,946	1,368	0	60,334	30,388	50%
101	51900	169	PART-TIME PERSONNEL	1,211	0	-1,211	12,792	7,344	0	-7,344	0	0	0	0%
101	51900	188	BONUS PAYMENTS	0	0	0	4,998	4,998	0	-4,998	0	0	0	0%
101	51900	189	OTHER SALARIES & WAGES	7,785	10,539	2,754	101,883	50,461	45,590	-4,871	0	91,680	46,090	50%
101	51900	201	SOCIAL SECURITY	699	908	209	9,465	4,841	4,434	-407	0	10,354	5,920	43%
101	51900	202	HANDLING CHARGES & ADMINISTR	0	1,850	1,850	0	0	6,318	6,318	0	12,000	5,682	53%
101	51900	204	PENSIONS	1,171	556	-615	15,413	7,591	5,418	-2,173	0	18,295	12,877	30%
101	51900	205	EMPLOYEE AND DEPENDENT INSUR	4,254	1,976	-2,278	51,049	25,525	16,374	-9,151	0	49,596	33,222	33%
101	51900	206	LIFE INSURANCE	0	0	0	0	0	6,104	6,104	0	25,500	19,396	24%
101	51900	212	EMPLOYER MEDICARE	181	212	31	2,405	1,245	1,037	-208	0	2,421	1,384	43%
101	51900	305	AUDIT SERVICES	0	760	760	55,290	0	2,260	2,260	0	66,560	64,300	3%
101	51900	307	COMMUNICATION	3,156	2,949	-208	47,180	16,054	20,263	4,210	0	28,800	8,537	70%
101	51900	308	CONSULTANTS	0	0	0	833	833	833	0	0	13,422	12,589	6%
101	51900	312	CONTRACTS - PRIVATE AGENCIES	160	254	94	12,375	3,182	1,075	-2,107	1,059	86,900	84,766	2%
101	51900	320	DUES AND MEMBERSHIPS	2,460	0	-2,460	1,150	3,300	890	-2,410	0	840	-50	106%
101	51900	332	LEGAL NOTICES	349	205	-144	5,800	2,773	1,469	-1,303	2,031	4,000	500	88%
101	51900	334	MAINTENANCE AGREEMENTS	5,022	0	-5,022	230,217	126,898	166,939	40,042	0	190,730	23,791	88%
101	51900	348	POSTAL CHARGES	0	287	287	609	75	558	483	0	0	-558	0%
101	51900	349	PRINTING	0	0	0	0	0	0	0	0	500	500	0%
101	51900	350	INTERNET CONNECTIVITY	1,035	3,218	2,184	25,469	13,025	14,206	1,180	0	29,220	15,014	49%
101	51900	351	RENTALS (GENERAL)	180	270	90	1,516	630	630	0	424	1,080	26	98%
101	51900	355	TRAVEL (GENERAL)	0	0	0	1,201	200	0	-200	0	2,000	2,000	0%

Fnd	Acct	Obj	Account Level Description	December 2021-22	December 2022-23	MONTHLY DIFFERENCE	2021-22 TOTAL EXP	2021-22 YTD	2022-23 YTD	YTD DIFFERENCE	2022-23 OPEN POS	2022-23 BUDGET	REMAINING BUDGET	% USED
101			GENERAL FUND											
51900			OTHER GENERAL ADMINISTRATION											
000			-											
101	51900	356	REGISTRATION FEES	0	0	0	0	0	0	0	119	1,000	881	12%
101	51900	422	FOOD SUPPLIES	0	0	0	892	133	0	-133	0	950	950	0%
101	51900	435	OFFICE SUPPLIES	0	0	0	1,474	504	289	-215	0	1,600	1,311	18%
101	51900	451	UNIFORMS	0	0	0	0	0	185	185	0	0	-185	0%
101	51900	471	SOFTWARE	0	0	0	735	0	0	0	0	0	0	0%
101	51900	499	OTHER SUPP & MATERI (GENERAL	10	72	62	864	593	236	-357	182	200	-218	209%
101	51900	506	LIABILITY INSURANCE	0	0	0	21,725	21,725	23,280	1,555	0	25,000	1,720	93%
101	51900	509	REFUNDS	0	0	0	2,226	0	0	0	0	0	0	0%
101	51900	510	TRUSTEE'S COMMISSION	150,773	155,945	5,173	522,343	255,624	274,422	18,798	0	560,000	285,578	49%
101	51900	511	VEHICLE AND EQUIPMENT INSURA	0	0	0	381	381	1,035	654	0	0	-1,035	0%
101	51900	513	WORKER'S COMPENSATION INS.	0	0	0	289,350	286,012	5,569	-280,443	0	5,660	91	98%
101	51900	530	FINES, ASSESSMENTS, PENALTIE	0	0	0	50	345	-25	-370	0	0	25	0%
101	51900	540	TAX RELIEF PROGRAM	90,491	64,958	-25,533	405,570	95,673	113,443	17,770	0	425,000	311,557	27%
101	51900	599	OTHER CHARGES	0	0	0	516	0	0	0	0	2,000	2,000	0%
101	51900	---		273,340	249,583	-23,756	1,883,224	958,543	742,778	-215,763	3,815	1,715,642	969,049	44%
300			Water Line Projects											
101	51900	308	WATER LINE PROJECTS	0	0	0	270	270	0	-270	0	0	0	0%
101	51900	---		0	0	0	270	270	0	-270	0	0	0	0%
101	51900	---		273,340	249,583	-23,756	1,883,494	958,813	742,778	-216,033	3,815	1,715,642	969,049	44%
51910			PRESERVATION OF RECORDS											
000			-											
101	51910	103	ASSISTANTS	2,382	4,643	2,261	31,080	15,460	28,169	12,709	0	60,438	32,270	47%
101	51910	105	SUPERVISOR'DIRECTOR	5,083	5,529	446	66,321	32,989	35,717	2,728	0	68,840	33,123	52%
101	51910	169	PART'TIME PERSONNEL	979	0	-979	12,171	5,654	490	-5,164	0	0	-490	0%
101	51910	188	BONUS PAYMENTS	0	0	0	3,144	3,144	0	-3,144	0	0	0	0%
101	51910	201	SOCIAL SECURITY	504	609	105	6,725	3,432	3,850	419	0	8,020	4,170	48%
101	51910	204	PENSIONS	717	989	272	9,442	4,656	6,383	1,727	0	15,560	9,177	41%
101	51910	205	EMPLOYEE AND DEPENDENT INSUR	1,643	1,976	334	23,419	9,856	13,253	3,397	0	29,300	16,047	45%
101	51910	212	EMPLOYER MEDICARE	118	142	25	1,573	803	901	98	0	1,880	979	48%

Fnd	Acct	Obj	Account Level Description	December 2021-22	December 2022-23	MONTHLY DIFFERENCE	2021-22 TOTAL EXP	2021-22 YTD	2022-23 YTD	YTD DIFFERENCE	2022-23 OPEN POS	2022-23 BUDGET	REMAINING BUDGET	% BUDGET USED
101			GENERAL FUND											
51910			PRESERVATION OF RECORDS											
000			-											
101	51910	304	ARCHITECTS	0	0	0	0	0	0	0	0	100	100	0%
101	51910	334	MAINTENANCE AGREEMENTS	0	0	0	1,517	334	3,053	2,719	572	3,650	25	99%
101	51910	335	MAINTENANCE AND REPAIR BLDG	0	0	0	1,564	650	0	-650	100	100	0	100%
101	51910	337	MAINTENANCE AND REPAIR OFF E	0	0	0	0	0	0	0	0	100	100	0%
101	51910	347	PEST CONTROL	0	0	0	380	361	0	-361	361	380	19	95%
101	51910	347	DISCOUNTS TAKEN	0	0	0	-19	0	0	0	0	0	0	0%
101	51910	348	POSTAL CHARGES	0	14	14	83	67	16	-50	0	200	184	8%
101	51910	350	INTERNET CONNECTIVITY	87	0	-87	788	521	0	-521	0	0	0	0%
101	51910	355	TRAVEL	0	0	0	0	0	0	0	0	100	100	0%
101	51910	410	CUSTODIAL SUPPLIES	0	71	71	309	141	71	-70	0	250	179	28%
101	51910	415	ELECTRICITY	1,150	1,060	-89	12,182	4,538	4,756	219	0	13,000	8,244	37%
101	51910	435	OFFICE SUPPLIES	3,025	505	-2,520	19,815	9,283	893	-8,390	1,221	19,890	17,776	11%
101	51910	454	WATER AND SEWER	51	53	3	857	253	264	11	0	650	386	41%
101	51910	502	BUILDING AND CONTENTS INSURA	0	0	0	1,506	115	0	-115	0	1,200	1,200	0%
101	51910	513	WORKMAN'S COMPENSATION INSUR	0	0	0	0	0	228	228	0	230	2	99%
101	51910	530	FINES, ASSESSMENTS, PENALTIE	0	0	0	10	10	0	-10	0	0	0	0%
101	51910	590	TRANSFERS TO OTHER FUNDS	0	0	0	49,000	0	0	0	0	49,000	49,000	0%
101	51910	707	BUILDING IMPROVEMENTS	0	0	0	0	0	8,450	8,450	0	8,450	0	100%
101	51910	---		15,739	15,591	-144	241,867	92,267	106,494	14,230	2,254	281,338	172,591	39%
101	51910	---		15,739	15,591	-144	241,867	92,267	106,494	14,230	2,254	281,338	172,591	39%
52100			ACCOUNTS AND BUDGETS											
000			-											
101	52100	105	SUPERVISOR'DIRECTOR	7,571	7,950	379	98,787	49,138	51,483	2,346	0	103,745	52,262	50%
101	52100	119	ACCOUNTANTS'BOOKKEEPERS	14,014	20,967	6,953	203,184	90,848	147,544	56,696	0	278,720	131,176	53%
101	52100	169	PART-TIME PERSONNEL	0	0	0	3,636	4,244	0	-4,244	0	5,000	5,000	0%
101	52100	188	BONUS PAYMENTS	0	0	0	8,636	8,636	0	-8,636	0	0	0	0%
101	52100	201	SOCIAL SECURITY	1,253	1,687	434	18,190	8,678	11,651	2,973	0	24,710	13,059	47%
101	52100	204	PENSIONS	2,074	3,145	1,070	28,239	13,453	19,897	6,445	0	46,020	26,123	43%
101	52100	205	EMPLOYEE AND DEPENDENT INSUR	6,922	9,250	2,328	86,346	41,530	60,820	19,290	0	111,000	50,180	55%
101	52100	212	EMPLOYER MEDICARE	293	395	102	4,314	2,098	2,725	627	0	5,780	3,055	47%
101	52100	299	OTHER FRINGE BENEFITS	0	0	0	24	36	24	-12	0	500	476	5%
101	52100	301	ACCOUNTING SERVICES	0	0	0	135	135	0	-135	0	5,000	5,000	0%

Fnd	Acct	Obj	Account Level Description	December 2021-22	December 2022-23	MONTHLY DIFFERENCE	2021-22 TOTAL EXP	2021-22 YTD	2022-23 YTD	YTD DIFFERENCE	2022-23 OPEN POS	2022-23 BUDGET	REMAINING BUDGET	% BUDGET USED
101			GENERAL FUND											
52100			ACCOUNTS AND BUDGETS											
000			-											
101	52100	307	COMMUNICATION (ACCT.& BUDG.)	122	123	0	1,444	604	605	1	0	0	-605	0%
101	52100	312	CONTRACTS - PRIVATE AGENCIES	0	0	0	28,695	0	0	0	0	0	0	0%
101	52100	317	DATA PROCESSING SERVICES	0	0	0	28,156	21,796	22,896	1,100	0	38,470	15,574	60%
101	52100	320	DUES AND MEMBERSHIPS	30	30	0	350	350	345	-5	0	660	315	52%
101	52100	334	MAINTENANCE AGREEMENTS	0	214	214	14,232	5,573	606	-4,967	2,234	3,000	160	95%
101	52100	348	POSTAL CHARGES (ACCTG & BUDG	0	-813	-813	5,710	-118	-3,139	-3,021	0	3,000	6,139	-105%
101	52100	350	INTERNET CONNECTIVITY	68	68	0	817	340	340	0	0	840	500	41%
101	52100	351	RENTALS	0	0	0	70	0	70	70	774	3,840	2,995	22%
101	52100	355	TRAVEL	0	0	0	1,900	747	945	198	0	1,585	640	60%
101	52100	356	REGISTRATION FEES	0	0	0	6,545	1,370	1,970	600	0	5,650	3,680	35%
101	52100	411	DATA PROCESSING SUPPLIES	139	53	-87	4,018	879	3,588	2,709	476	4,400	336	92%
101	52100	414	DUPLICATING SUPPLIES (ACCOUN	139	0	-139	158	158	200	42	0	500	300	40%
101	52100	435	OFFICE SUPPLIES (ACCTG & BUD	35	260	226	753	176	1,004	828	0	1,500	496	67%
101	52100	513	WORKMAN'S COMPENSATION INSUR	0	0	0	0	0	570	570	0	570	0	100%
101	52100	599	OTHER CHARGES	0	0	0	0	0	0	0	0	2,000	2,000	0%
101	52100	709	DATA PROCESSING EQUIPMENT	0	89	89	4,695	0	89	89	0	1,500	1,411	6%
101	52100	711	FURNITURE AND FIXTURES	0	0	0	0	0	0	0	0	4,000	4,000	0%
101	52100	719	OFFICE EQUIPMENT	0	0	0	8,426	0	0	0	258	1,500	1,242	17%
101	52100	---		32,660	43,418	10,756	557,460	250,671	324,233	73,564	3,742	653,490	325,514	50%
101	52100	---		32,660	43,418	10,756	557,460	250,671	324,233	73,564	3,742	653,490	325,514	50%
=====														
52200			PURCHASING											
000			-											
101	52200	105	SUPERVISOR'DIRECTOR	5,364	5,632	268	69,966	34,718	36,473	1,755	0	73,500	37,027	50%
101	52200	122	PURCHASING PERSONNEL	6,047	3,310	-2,737	78,561	39,243	24,995	-14,248	0	81,929	56,934	31%
101	52200	188	BONUS PAYMENTS	0	0	0	4,272	4,272	0	-4,272	0	0	0	0%
101	52200	201	SOCIAL SECURITY	672	528	-144	9,046	4,638	3,622	-1,016	0	9,640	6,018	38%
101	52200	204	PENSIONS	1,097	997	-100	14,390	7,108	7,307	200	0	18,700	11,393	39%
101	52200	205	EMPLOYEE AND DEPENDENT INSUR	2,878	2,441	-437	34,538	17,269	16,649	-620	0	37,400	20,751	45%
101	52200	206	LIFE INSURANCE	0	0	0	0	0	2,425	2,425	0	0	-2,425	0%
101	52200	212	EMPLOYER MEDICARE	157	124	-34	2,116	1,085	847	-238	0	2,260	1,413	37%
101	52200	307	COMMUNICATION (PURCHASING)	82	42	-40	1,091	468	209	-259	0	1,400	1,191	15%
101	52200	332	LGL.NOTICES	212	0	-212	2,438	1,350	881	-469	2,619	3,500	0	100%

Fnd	Acct	Obj	Account Level Description	December 2021-22	December 2022-23	MONTHLY DIFFERENCE	2021-22 TOTAL EXP	2021-22 YTD	2022-23 YTD	YTD DIFFERENCE	2022-23 OPEN POS	2022-23 BUDGET	REMAINING BUDGET	% BUDGET USED
101			GENERAL FUND											
52200			PURCHASING											
000			-											
101	52200	333	LICENSES	0	0	0	75	25	0	-25	0	0	0	0%
101	52200	334	MAINTENANCE AGREEMENTS	14	57	42	674	72	100	28	588	1,000	312	69%
101	52200	348	POSTAL CHARGES (PURCHASING)	0	9	9	135	275	9	-266	0	400	391	2%
101	52200	350	INTERNET CONNECTIVITY	0	40	40	0	0	200	200	0	0	-200	0%
101	52200	355	TRAVEL	0	0	0	232	232	0	-232	0	500	500	0%
101	52200	414	DUPLICATING SUPPLIES (PURCHA	0	0	0	385	140	60	-80	0	400	340	15%
101	52200	435	OFFICE SUPPLIES (PURCHASING)	0	0	0	1,266	182	254	72	0	1,500	1,246	17%
101	52200	513	WORKMAN'S COMPENSATION INSUR	0	0	0	0	0	342	342	0	350	8	98%
101	52200	530	FINES, ASSESSMENTS, PENALTIE	0	0	0	4	0	0	0	0	0	0	0%
101	52200	---		16,523	13,180	-3,345	219,189	111,077	94,373	-16,703	3,207	232,479	134,899	42%
101	52200	---		16,523	13,180	-3,345	219,189	111,077	94,373	-16,703	3,207	232,479	134,899	42%
				=====	=====	=====	=====	=====	=====	=====	=====	=====	=====	=====
52300			PROPERTY ASSESSOR'S OFFICE											
000			-											
101	52300	101	COUNTY OFFICIAL	8,569	8,997	428	108,187	56,774	53,984	-2,789	0	107,968	53,984	50%
101	52300	106	DEPUTIES	5,333	9,131	3,798	59,635	23,944	57,554	33,610	0	122,087	64,534	47%
101	52300	188	BONUS PAYMENTS	0	0	0	2,337	2,337	0	-2,337	0	0	0	0%
101	52300	189	OTHER SALARIES AND WAGES	3,030	0	-3,030	39,536	19,665	0	-19,665	0	0	0	0%
101	52300	201	SOCIAL SECURITY	1,018	1,086	68	12,644	6,178	6,724	546	0	14,265	7,541	47%
101	52300	204	PENSIONS	1,411	2,181	770	18,475	9,268	13,418	4,150	0	27,682	14,264	48%
101	52300	205	EMPLOYEE AND DEPENDENT INSUR	2,855	3,750	896	34,258	17,129	19,834	2,705	0	37,000	17,166	54%
101	52300	212	EMPLOYER MEDICARE	238	254	16	2,957	1,445	1,573	128	0	3,339	1,766	47%
101	52300	299	OTHER FRINGE BENEFITS	0	0	0	405	0	291	291	0	0	-291	0%
101	52300	312	CONTRACTS - PRIVATE AGENCIES	50	127	77	824	268	496	228	204	700	0	100%
101	52300	317	DATA PROCESSING SERVICES	0	0	0	33,006	0	0	0	0	35,000	35,000	0%
101	52300	320	DUES AND MEMBERSHIPS	0	2,000	2,000	2,575	2,575	2,585	10	0	3,500	915	74%
101	52300	332	LGL.NOTICES	0	0	0	400	0	0	0	400	400	0	100%
101	52300	333	LICENSES	0	0	0	25	25	0	-25	0	0	0	0%
101	52300	334	MAINTENANCE AGREEMENTS	65	414	349	4,871	4,487	4,529	42	1,461	5,610	-379	107%
101	52300	338	MAINTENANCE & REPAIR - VEHIC	0	0	0	144	17	0	-17	0	0	0	0%
101	52300	348	POSTAL CHARGES (ASSESSOR)	0	0	0	1,596	0	2,000	2,000	0	5,000	3,000	40%
101	52300	349	PRINTING, STATIONERY AND FOR	0	0	0	361	0	834	834	0	1,000	166	83%
101	52300	351	RENTALS	0	0	0	900	0	0	0	900	900	0	100%

Fnd	Acct	Obj	Account Level Description	December 2021-22	December 2022-23	MONTHLY DIFFERENCE	2021-22 TOTAL EXP	2021-22 YTD	2022-23 YTD	YTD DIFFERENCE	2022-23 OPEN POS	2022-23 BUDGET	REMAINING BUDGET	% BUDGET USED
101			GENERAL FUND											
52300			PROPERTY ASSESSOR'S OFFICE											
000			-											
101	52300	355	TRAVEL (ASSESSOR)	0	0	0	936	936	686	-250	0	2,000	1,314	34%
101	52300	356	REGISTRATION FEES	0	0	0	900	900	765	-135	0	800	35	96%
101	52300	411	DATA PROCESSING SUPPLIES	0	0	0	431	0	0	0	0	1,000	1,000	0%
101	52300	414	DUPLICATING SUPPLIES (ASSESS	0	0	0	479	479	0	-479	0	500	500	0%
101	52300	422	FOOD SUPPLIES	0	0	0	294	161	278	117	142	500	80	84%
101	52300	425	GASOLINE (ASSESSOR)	104	0	-104	2,422	958	574	-384	1,279	2,000	147	93%
101	52300	435	OFFICE SUPPLIES (ASSESSOR)	0	0	0	1,996	1,456	0	-1,456	0	2,180	2,180	0%
101	52300	437	PERIODICALS (ASSESSOR)	0	0	0	1,328	0	0	0	820	820	0	100%
101	52300	453	VEHICLE PARTS	0	0	0	0	0	120	120	0	500	380	24%
101	52300	499	OTHER SUPPLIES AND MATERIALS	0	0	0	0	0	0	0	0	500	500	0%
101	52300	508	PREMIUMS'CORPORATE SURETY BO	0	0	0	50	50	0	-50	0	100	100	0%
101	52300	511	VEHICLE AND EQUIPMENT INSURA	0	0	0	0	0	370	370	0	0	-370	0%
101	52300	513	WORKMAN'S COMPENSATION INSUR	0	0	0	0	0	3,254	3,254	0	3,260	6	100%
101	52300	599	OTHER CHARGES	0	0	0	0	0	0	0	0	900	900	0%
101	52300	709	DATA PROCESSING EQUIPMENT	0	0	0	0	0	0	0	0	500	500	0%
101	52300	---		22,673	27,940	5,268	331,972	149,052	169,869	20,818	5,206	380,011	204,938	46%
101	52300	---		22,673	27,940	5,268	331,972	149,052	169,869	20,818	5,206	380,011	204,938	46%
				=====	=====	=====	=====	=====	=====	=====	=====	=====	=====	=====
52310			REAPPRAISAL PROGRAM											
000			-											
101	52310	106	DEPUTIES	25,889	25,092	-797	334,994	166,880	158,821	-8,059	0	465,524	306,703	34%
101	52310	188	BONUS PAYMENTS	0	0	0	9,899	9,899	0	-9,899	0	0	0	0%
101	52310	189	OTHER SALARIES & WAGES	0	0	0	-2,315	0	0	0	0	0	0	0%
101	52310	201	SOCIAL SECURITY (REAPP)	1,505	1,456	-50	20,121	10,374	9,278	-1,096	0	28,865	19,587	32%
101	52310	204	PENSIONS	2,488	3,019	531	30,917	16,037	19,106	3,069	0	56,008	36,902	34%
101	52310	205	EMPLOYEE AND DEPENDENT INSUR	9,182	9,250	67	104,468	55,664	54,843	-821	0	105,500	50,657	52%
101	52310	212	EMPLOYER MEDICARE (REAPP)	352	340	-12	4,706	2,426	2,170	-256	0	6,751	4,581	32%
101	52310	299	OTHER FRINGE BENEFITS	0	0	0	762	300	462	162	0	600	138	77%
101	52310	301	ACCOUNTING SERVICES(PERS.PRO	580	16,720	16,140	56,850	17,860	23,080	5,220	28,570	56,850	5,200	91%
101	52310	317	DATA PROCESSING SERVICES	0	0	0	11,752	0	0	0	0	13,500	13,500	0%
101	52310	332	REAPPRAISAL NOTICES	0	0	0	75	0	0	0	0	0	0	0%
101	52310	333	LICENSES	0	0	0	23	23	26	3	0	26	1	98%
101	52310	334	MAINTENANCE AGREEMENTS	32	-300	-332	681	436	370	-66	250	800	180	77%

Fnd	Acct	Obj	Account Level Description	December 2021-22	December 2022-23	MONTHLY DIFFERENCE	2021-22 TOTAL EXP	2021-22 YTD	2022-23 YTD	YTD DIFFERENCE	2022-23 OPEN POS	2022-23 BUDGET	REMAINING BUDGET	% BUDGET USED
101			GENERAL FUND											
52310			REAPPRAISAL PROGRAM											
000			-											
101	52310	338	MAINTENANCE & REPAIR - VEHIC	0	0	0	34	0	0	0	0	1,000	1,000	0%
101	52310	348	POSTAL CHARGES (REAPPRAISAL)	0	0	0	5,869	4,308	2,000	-2,308	0	6,000	4,000	33%
101	52310	349	PRINTING, STATIONERY AND FOR	0	0	0	1,192	0	457	457	0	1,200	743	38%
101	52310	355	TRAVEL (REAPPRAISAL)	0	0	0	0	0	0	0	0	1,000	1,000	0%
101	52310	411	DATA PROCESSING SUPPLIES	0	0	0	6,015	0	0	0	1,086	7,000	5,914	16%
101	52310	414	DUPLICATING SUPPLIES (REAPPR	0	0	0	457	0	0	0	0	500	500	0%
101	52310	422	FOOD SUPPLIES	0	0	0	273	0	0	0	0	0	0	0%
101	52310	425	GASOLINE (REAPPRAISAL)	319	401	82	4,426	1,446	2,297	851	5,648	8,000	55	99%
101	52310	435	OFFICE SUPPLIES (REAPPRAISAL	78	955	877	5,029	387	2,034	1,647	90	6,500	4,376	33%
101	52310	453	VEHICLE PARTS	0	0	0	0	0	0	0	1,264	3,000	1,736	42%
101	52310	471	SOFTWARE	0	0	0	0	0	0	0	0	1,000	1,000	0%
101	52310	511	VEHICLE AND EQUIPMENT INSURA	0	0	0	2,824	2,824	2,669	-155	0	2,900	231	92%
101	52310	513	WORKMAN'S COMPENSATION INSUR	0	0	0	0	0	6,095	6,095	0	6,100	5	100%
101	52310	530	FINES, ASSESSMENTS, PENALTIE	0	0	0	193	0	0	0	0	0	0	0%
101	52310	709	DATA PROCESSING EQUIPMENT	0	6,863	6,863	4,954	4,954	6,863	1,909	1,134	38,000	30,003	21%
101	52310	718	MOTOR VEHICLES	0	0	0	23,377	23,377	30,050	6,673	0	32,974	2,924	91%
101	52310	---		40,425	63,796	23,369	627,576	317,195	320,621	3,426	38,042	849,598	490,936	42%
101	52310	---		40,425	63,796	23,369	627,576	317,195	320,621	3,426	38,042	849,598	490,936	42%
				=====	=====	=====	=====	=====	=====	=====	=====	=====	=====	=====
52400			COUNTY TRUSTEE'S OFFICE											
000			-											
101	52400	101	COUNTY OFFICIAL	8,569	8,997	428	108,187	56,774	53,984	-2,789	0	107,968	53,984	50%
101	52400	106	DEPUTY(IES)	13,467	14,429	962	175,718	87,404	93,305	5,900	0	188,283	94,979	50%
101	52400	140	SALARY SUPPLEMENTS	875	875	0	3,500	1,750	1,750	0	0	3,500	1,750	50%
101	52400	168	TEMPORARY PERSONNEL	5,179	5,044	-135	41,444	14,551	20,005	5,454	0	51,792	31,787	39%
101	52400	188	BONUS PAYMENTS	0	0	0	6,053	6,053	0	-6,053	0	0	0	0%
101	52400	201	SOCIAL SECURITY	1,658	1,733	75	19,745	9,815	9,952	137	0	21,800	11,848	46%
101	52400	204	PENSIONS	2,202	2,923	722	27,766	14,024	17,929	3,906	0	36,070	18,141	50%
101	52400	205	EMPLOYEE AND DEPENDENT INSUR	4,848	5,236	388	58,182	29,091	31,418	2,328	0	62,900	31,482	50%
101	52400	212	EMPLOYER MEDICARE	388	405	17	4,618	2,296	2,327	32	0	5,100	2,773	46%
101	52400	307	COMMUNICATION (TRUSTEE)	62	13	-49	604	303	90	-213	0	725	635	12%
101	52400	312	CONTRACTS - PRIVATE AGENCIES	13	75	62	299	153	372	219	430	805	3	100%
101	52400	317	DATA PROCESSING SERVICES	0	10,707	10,707	28,061	14,000	26,107	12,107	3,893	36,300	6,300	83%

Fnd Acct	Obj	Account Level Description	December 2021-22	December 2022-23	MONTHLY DIFFERENCE	2021-22 TOTAL EXP	2021-22 YTD	2022-23 YTD	YTD DIFFERENCE	2022-23 OPEN POS	2022-23 BUDGET	REMAINING BUDGET	% BUDGET USED
101		GENERAL FUND											
52400		COUNTY TRUSTEE'S OFFICE											
000		-											
101 52400 320		DUES AND MEMBERSHIPS	0	0	0	1,133	973	1,078	105	0	1,100	22	98%
101 52400 332		LGL.NOTICES	0	0	0	4,270	2,070	0	-2,070	2,500	4,500	2,000	56%
101 52400 333		LICENSES	0	0	0	75	125	0	-125	0	0	0	0%
101 52400 334		MAINTENANCE AGREEMENTS	52	163	111	28,707	28,242	28,348	106	1,356	29,800	96	100%
101 52400 335		MAINTENANCE AND REPAIR BLDG	0	0	0	180	0	319	319	0	0	-319	0%
101 52400 337		MAINTENANCE & REPAIR - OFF E	0	0	0	263	0	0	0	0	0	0	0%
101 52400 348		POSTAL CHARGES (TRUSTEE)	58	43	-15	1,536	2,319	2,178	-141	100	3,000	722	76%
101 52400 350		INTERNET CONNECTIVITY	153	153	0	1,957	1,042	915	-127	0	1,860	945	49%
101 52400 351		RENTALS (TRUSTEE)	43	1,899	1,857	25,762	12,043	13,960	1,916	11,876	27,399	1,564	94%
101 52400 351		DISCOUNTS TAKEN	0	0	0	-2	0	-1	-1	0	0	1	0%
101 52400 355		TRAVEL (TRUSTEE)	805	0	-805	2,592	860	433	-427	0	3,000	2,567	14%
101 52400 356		TUITION / REGISTRATION FEES	0	255	255	405	255	255	0	0	500	245	51%
101 52400 414		DUPLICATING SUPPLIES (TRUSTE	0	0	0	370	0	0	0	0	500	500	0%
101 52400 415		ELECTRICITY	106	116	10	1,730	680	750	70	0	2,000	1,250	37%
101 52400 434		NATURAL GAS	233	302	69	897	323	418	95	0	900	482	46%
101 52400 435		OFFICE SUPPLIES (TRUSTEE)	545	1,441	896	4,315	1,598	2,456	859	0	5,320	2,864	46%
101 52400 508		PREMIUMS ON CORPORATE SURETY	0	0	0	0	0	39,048	39,048	0	39,600	552	99%
101 52400 513		WORKMAN'S COMPENSATION INSUR	0	0	0	0	0	718	718	0	720	2	100%
101 52400 599		OTHER CHARGES (TRUSTEE)	0	0	0	0	0	0	0	0	300	300	0%
101 52400 709		DATA PROCESSING EQUIPMENT	0	0	0	0	0	0	0	0	750	750	0%
101 52400 719		OFFICE EQUIPMENT	3,725	0	-3,725	6,748	3,725	115	-3,610	185	5,100	4,800	6%
101 52400 ---			42,981	54,809	11,830	555,115	290,469	348,229	57,763	20,340	641,592	273,025	57%
101 52400 ---			42,981	54,809	11,830	555,115	290,469	348,229	57,763	20,340	641,592	273,025	57%
=====													
52500		COUNTY CLERK'S OFFICE											
000		-											
101 52500 101		COUNTY OFFICIAL	8,569	8,997	428	108,187	56,774	53,984	-2,789	0	107,968	53,984	50%
101 52500 106		DEPUTY(IES)	39,494	37,281	-2,213	509,814	256,143	252,649	-3,494	0	575,925	323,276	44%
101 52500 188		BONUS PAYMENTS	0	0	0	14,224	14,224	0	-14,224	0	0	0	0%
101 52500 201		SOCIAL SECURITY	2,756	2,682	-74	36,555	18,945	17,820	-1,125	0	42,410	24,590	42%
101 52500 204		PENSIONS	4,619	4,737	118	59,229	30,072	32,200	2,129	0	82,280	50,080	39%
101 52500 205		EMPLOYEE AND DEPENDENT INSUR	18,037	13,955	-4,081	211,040	108,220	89,949	-18,272	0	196,800	106,851	46%
101 52500 206		LIFE INSURANCE	0	0	0	0	0	2,949	2,949	0	0	-2,949	0%

Fnd	Acct	Obj	Account Level Description	December 2021-22	December 2022-23	MONTHLY DIFFERENCE	2021-22 TOTAL EXP	2021-22 YTD	2022-23 YTD	YTD DIFFERENCE	2022-23 OPEN POS	2022-23 BUDGET	REMAINING BUDGET	% BUDGET USED
101			GENERAL FUND											
52500			COUNTY CLERK'S OFFICE											
000			-											
101	52500	212	EMPLOYER MEDICARE	645	627	-17	8,549	4,431	4,167	-263	0	9,920	5,753	42%
101	52500	299	OTHER FRINGE BENEFITS	0	0	0	63	141	0	-141	0	400	400	0%
101	52500	307	COMMUNICATION (CO. CLK.)	26	13	-13	309	152	143	-9	0	360	217	40%
101	52500	312	CONTRACTS - PRIVATE AGENCIES	62	90	28	983	369	831	462	461	1,340	48	96%
101	52500	320	DUES AND MEMBERSHIPS (CO CLK	0	200	200	988	788	1,103	315	0	1,103	0	100%
101	52500	334	MAINTENANCE AGREEMENTS	300	127	-173	36,879	36,074	40,910	4,836	675	37,106	-4,480	112%
101	52500	334	MAINTENANCE AGREEMENT/DISCOU	0	0	0	0	0	-6,028	-6,028	0	0	6,028	0%
101	52500	335	MAINTENANCE AND REPAIR BLDG	0	0	0	180	0	319	319	0	200	-119	159%
101	52500	337	MAINTENANCE & REPAIR - OFF E	0	0	0	263	0	0	0	0	0	0	0%
101	52500	348	POSTAL CHARGES (CO CLERK)	10,000	28,000	18,000	81,127	31,838	79,720	47,881	0	60,000	-19,720	133%
101	52500	349	PRINTING	0	0	0	0	0	0	0	0	500	500	0%
101	52500	350	INTERNET CONNECTIVITY	319	153	-167	3,235	2,139	915	-1,224	0	1,830	915	50%
101	52500	351	RENTALS (CO CLERK)	168	2,250	2,082	28,143	13,956	14,996	1,040	13,195	28,457	266	99%
101	52500	351	DISCOUNTS TAKEN	0	0	0	-3	0	-2	-2	0	0	2	0%
101	52500	355	TRAVEL (CO CLERK)	207	268	61	2,251	1,060	1,800	741	0	1,900	100	95%
101	52500	411	DATA PROCESSING SUPPLIES	0	0	0	4,746	705	120	-585	0	5,000	4,880	2%
101	52500	414	DUPLICATING SUPPLIES	813	238	-575	2,240	813	2,479	1,666	0	3,325	846	75%
101	52500	415	ELECTRICITY	106	116	10	1,730	680	1,093	412	0	2,000	907	55%
101	52500	434	NATURAL GAS	233	302	69	897	323	418	95	0	800	382	52%
101	52500	435	OFFICE SUPPLIES (CO CLERK)	436	217	-218	5,054	1,283	2,328	1,046	300	4,600	1,972	57%
101	52500	513	WORKMAN'S COMPENSATION INSUR	0	0	0	0	0	1,287	1,287	0	1,290	3	100%
101	52500	530	FINES, ASSESSMENTS, PENALTIE	16	0	-16	66	66	0	-66	0	0	0	0%
101	52500	799	OTHER CAPITAL OUTLAY	0	0	0	1,083	0	0	0	0	15,410	15,410	0%
101	52500	---		86,806	100,253	13,449	1,117,832	579,196	596,150	16,956	14,631	1,180,924	570,142	52%
811			COUNTY CLERK CERTIF OF TITLE											
101	52500	317	DATA PROCESSING SERVICES	0	0	0	900	900	0	-900	0	0	0	0%
101	52500	411	DATA PROCESSING SUPPLIES	0	252	252	5,745	2,625	2,475	-150	0	0	-2,475	0%
101	52500	435	OFFICE SUPPLIES	0	1,956	1,956	1,925	1,925	6,860	4,935	215	0	-7,075	0%
101	52500	709	DATA PROCESSING EQUIPMENT	0	0	0	0	0	0	0	26,000	28,000	2,000	93%
101	52500	---		0	2,208	2,208	8,570	5,450	9,335	3,885	26,215	28,000	-7,550	127%
101	52500	---		86,806	102,461	15,657	1,126,402	584,646	605,485	20,841	40,846	1,208,924	562,592	53%

Fnd	Acct	Obj	Account Level Description	December 2021-22	December 2022-23	MONTHLY DIFFERENCE	2021-22 TOTAL EXP	2021-22 YTD	2022-23 YTD	YTD DIFFERENCE	2022-23 OPEN POS	2022-23 BUDGET	REMAINING BUDGET	% BUDGET USED
101			GENERAL FUND											
53100			CIRCUIT COURT											
000			-											
101	53100	101	COUNTY OFFICIAL	9,426	9,897	471	119,006	62,451	59,382	-3,068	0	118,765	59,383	50%
101	53100	106	DEPUTIES	91,387	96,440	5,054	1,251,812	594,430	625,323	30,893	0	1,280,136	654,813	49%
101	53100	106	VACATION PAYOUT	0	0	0	4,342	2,601	0	-2,601	0	0	0	0%
101	53100	169	PART'TIME PERSONNEL	1,035	1,431	395	12,955	5,756	6,958	1,202	0	16,772	9,814	41%
101	53100	187	OVERTIME PAY	6,134	12,019	5,885	8,033	6,134	12,019	5,885	0	12,000	-19	100%
101	53100	188	BONUS PAYMENTS	0	0	0	34,381	34,381	0	-34,381	0	0	0	0%
101	53100	201	SOCIAL SECURITY	6,268	7,016	748	83,462	41,207	41,118	-89	0	88,520	47,402	46%
101	53100	201	VACATION PAYOUT	0	0	0	105	0	0	0	0	0	0	0%
101	53100	204	PENSIONS	8,578	10,571	1,992	115,681	56,016	69,446	13,429	0	169,740	100,295	41%
101	53100	205	EMPLOYEE AND DEPENDENT INSUR	39,363	37,833	-1,531	467,845	233,600	233,636	37	0	509,900	276,264	46%
101	53100	205		0	0	0	176	0	0	0	0	0	0	0%
101	53100	206	LIFE INSURANCE	0	0	0	4,910	0	0	0	0	0	0	0%
101	53100	212	EMPLOYER MEDICARE	1,466	1,641	175	19,520	9,637	9,616	-21	0	20,710	11,094	46%
101	53100	212	VACATION PAYOUT	0	0	0	25	0	0	0	0	0	0	0%
101	53100	299	OTHER FRINGE BENEFITS	0	0	0	15	234	0	-234	0	300	300	0%
101	53100	307	COMMUNICATION	103	6	-96	848	514	32	-481	0	3,750	3,718	1%
101	53100	312	CONTRACTS - PRIVATE AGENCIES	56	60	4	984	378	1,457	1,079	558	3,600	1,585	56%
101	53100	320	DUES AND MEMBERSHIPS	0	0	0	788	788	1,128	340	0	1,200	72	94%
101	53100	334	MAINTENANCE AGREEMENTS	420	765	345	63,580	60,360	64,563	4,203	6,488	92,000	20,950	77%
101	53100	348	POSTAL CHARGES (CIRCUIT CRT)	0	0	0	12,235	0	0	0	12,000	12,000	0	100%
101	53100	349	PRINTING	0	0	0	4,671	230	1,431	1,201	70	7,500	5,999	20%
101	53100	351	RENTALS (CIRCUIT CRT)	159	544	385	4,984	2,515	2,678	163	2,787	5,310	-155	103%
101	53100	355	TRAVEL (CIRCUIT CRT)	767	912	146	3,095	2,588	2,739	151	0	5,000	2,261	55%
101	53100	356	TUITION	0	0	0	765	765	765	0	0	1,000	235	77%
101	53100	411	DATA PROCESSING SUPPLIES	0	917	917	6,357	1,190	4,015	2,826	0	10,000	5,985	40%
101	53100	414	DUPLICATING SUPPLIES	1,041	0	-1,041	4,395	1,911	1,168	-743	1,170	5,000	2,663	47%
101	53100	435	OFFICE SUPPLIES (CIRCUIT CRT)	824	2,540	1,716	10,750	5,643	5,606	-37	1,281	15,000	8,113	46%
101	53100	437	PERIODICALS (CIRCUIT CRT)	0	41	41	454	454	609	155	891	1,500	0	100%
101	53100	499	OTHER SUPPLIES AND MATERIALS	0	0	0	0	0	0	0	0	700	700	0%
101	53100	513	WORKMAN'S COMPENSATION INSUR	0	0	0	0	0	2,769	2,769	0	2,770	1	100%
101	53100	515	LIABILITY CLAIMS	0	0	0	500	0	0	0	0	500	500	0%
101	53100	599	OTHER CHARGES (CIRCUIT CRT)	0	0	0	0	0	0	0	0	1,000	1,000	0%
101	53100	709	DATA PROCESSING EQUIPMENT	0	0	0	9,261	2,577	0	-2,577	0	0	0	0%
101	53100	711	FURNITURE AND FIXTURES	0	0	0	3,795	0	0	0	0	0	0	0%
101	53100	---		167,027	182,633	15,606	2,249,730	1,126,360	1,146,458	20,101	25,245	2,384,673	1,212,973	49%

Fnd	Acct	Obj	Account Level Description	December 2021-22	December 2022-23	MONTHLY DIFFERENCE	2021-22 TOTAL EXP	2021-22 YTD	2022-23 YTD	YTD DIFFERENCE	2022-23 OPEN POS	2022-23 BUDGET	REMAINING BUDGET	% BUDGET USED
101			GENERAL FUND											
53100			CIRCUIT COURT											
815			DATA PROCESSING - CIRCUIT COUR											
101	53100	709	DATA PROCESSING - CIRCUIT CO	0	0	0	1,120	0	9,383	9,383	0	6,800	-2,583	138%
101	53100	---		0	0	0	1,120	0	9,383	9,383	0	6,800	-2,583	138%
101	53100	---		167,027	182,633	15,606	2,250,850	1,126,360	1,155,841	29,484	25,245	2,391,473	1,210,390	49%
=====														
53110			CIRCUIT COURT (STATE) JUDGE											
000			-											
101	53110	435	OFFICE SUPPLIES	0	0	0	0	0	163	163	0	0	-163	0%
101	53110	---		0	0	0	0	0	163	163	0	0	-163	0%
101	53110	---		0	0	0	0	0	163	163	0	0	-163	0%
=====														
53310			GENERAL SESSIONS JUDGE											
000			-											
101	53310	102	JUDGE(S)	44,008	46,077	2,068	528,099	264,050	276,460	12,410	0	552,920	276,460	50%
101	53310	169	PART'TIME PERSONNEL	638	0	-638	5,855	4,407	4,013	-394	0	20,600	16,588	19%
101	53310	188	BONUS PAYMENTS	0	0	0	114	114	0	-114	0	0	0	0%
101	53310	201	SOCIAL SECURITY	0	937	937	26,820	10,761	13,181	2,420	0	35,560	22,379	37%
101	53310	204	PENSIONS	4,229	5,543	1,314	50,751	25,375	33,258	7,883	0	66,520	33,262	50%
101	53310	205	EMPLOYEE AND DEPENDENT INSUR	4,067	4,857	790	48,803	24,402	28,214	3,812	0	52,800	24,586	53%
101	53310	212	EMPLOYER MEDICARE	636	655	19	7,609	3,825	3,991	166	0	8,320	4,329	48%
101	53310	320	DUES AND MEMBERSHIPS	765	174	-591	3,831	1,689	999	-690	0	4,000	3,001	25%
101	53310	333	LICENSES	0	0	0	174	174	170	-4	0	1,000	830	17%
101	53310	337	MAINTENANCE & REPAIR - OFF E	0	0	0	0	0	0	0	0	1,000	1,000	0%
101	53310	355	TRAVEL	0	0	0	1,544	1,544	5,234	3,690	0	10,000	4,766	52%
101	53310	356	REGISTRATION FEES	0	0	0	990	900	450	-450	0	1,000	550	45%
101	53310	399	OTHER CONTRACTED SERVICES	0	0	0	0	0	225	225	0	0	-225	0%
101	53310	414	DUPLICATING SUPPLIES (SESSIO	0	0	0	0	0	0	0	0	100	100	0%
101	53310	435	OFFICE SUPPLIES	0	0	0	468	24	204	180	0	1,500	1,296	14%
101	53310	437	PERIODICALS	0	0	0	491	454	568	113	1,432	2,000	0	100%
101	53310	499	OTHER SUPPLIES AND MATERIALS	0	0	0	0	0	0	0	0	1,000	1,000	0%
101	53310	513	WORKMAN'S COMPENSATION INSUR	0	0	0	0	0	1,025	1,025	0	1,030	5	100%

Fnd	Acct	Obj	Account Level Description	December 2021-22	December 2022-23	MONTHLY DIFFERENCE	2021-22 TOTAL EXP	2021-22 YTD	2022-23 YTD	YTD DIFFERENCE	2022-23 OPEN POS	2022-23 BUDGET	REMAINING BUDGET	% BUDGET USED
101			GENERAL FUND											
53310			GENERAL SESSIONS JUDGE											
000			-											
101	53310	530	FINES, ASSESSMENTS, PENALTIE	0	0	0	1	1	0	-1	0	0	0	0%
101	53310	---		54,343	58,243	3,899	675,550	337,720	367,992	30,271	1,432	759,350	389,927	49%
101	53310	---		54,343	58,243	3,899	675,550	337,720	367,992	30,271	1,432	759,350	389,927	49%
=====														
53330			DRUG COURT											
000			-											
101	53330	312	CONTRACTS WITH PRIVATE AGENC	1,250	1,250	0	15,000	5,000	6,250	1,250	0	15,000	8,750	42%
101	53330	---		1,250	1,250	0	15,000	5,000	6,250	1,250	0	15,000	8,750	42%
241			RECOVERY COURT COST-REIMB											
101	53330	130	SOCIAL WORKERS/RECOVERY COUR	3,077	3,231	155	40,148	18,767	20,924	2,158	0	42,156	21,232	50%
101	53330	201	SOCIAL SEC/RECOVERY COURT	183	192	9	2,407	1,132	1,248	116	0	2,620	1,372	48%
101	53330	204	PENSIONS/RECOVERY COURT	0	389	389	2,088	0	2,517	2,517	0	5,090	2,573	49%
101	53330	205	HEALTH INS/RECOVERY COURT	618	667	49	6,178	2,471	4,003	1,532	0	8,100	4,097	49%
101	53330	212	EMP MEDICARE/RECOVERY COURT	43	45	2	563	265	292	27	0	620	328	47%
101	53330	312	CONTRACTS PRIV/RECOVERY COUR	488	1,598	1,110	14,015	1,244	10,640	9,396	5,702	5,000	-11,342	327%
101	53330	312	CONTRACTS/BABY DOE FUNDS	0	0	0	0	0	0	0	500	21,000	20,500	2%
101	53330	320	DUES & MEMBER/RECOVERY COURT	0	0	0	400	200	0	-200	0	200	200	0%
101	53330	355	TRAVEL/RECOVERY COURT	211	2,506	2,295	1,888	1,365	4,500	3,134	0	1,700	-2,800	265%
101	53330	355	TRAVEL/BABY DOE FUNDS	0	0	0	0	0	0	0	0	8,000	8,000	0%
101	53330	356	TUITION/RECOVERY COURT	0	930	930	1,790	0	1,080	1,080	0	1,600	520	68%
101	53330	356	TUITION/BABY DOE FUNDS	0	0	0	0	0	0	0	0	2,000	2,000	0%
101	53330	413	DRUG TESTING/RECOVERY COURT	0	0	0	5,195	690	0	-690	0	1,400	1,400	0%
101	53330	413	DRUG TESTING/BABY DOE FUNDS	0	0	0	0	0	0	0	0	2,750	2,750	0%
101	53330	435	OFFICE SUPPLIES/RECOVERY COU	0	0	0	0	0	690	690	0	200	-490	345%
101	53330	499	OTHER SUPPORT/RECOVERY GRANT	600	177	-423	3,924	1,640	5,109	3,469	9,000	33,066	18,957	43%
101	53330	499	OTHER SUPPORT/BABY DOE FUNDS	0	980	980	0	0	980	980	10,000	0	-10,980	0%
101	53330	513	WORKMAN'S COMPENSATION INSUR	0	0	0	0	0	57	57	0	60	3	95%
101	53330	---		5,220	10,715	5,496	78,596	27,774	52,040	24,266	25,202	135,562	58,320	57%
101	53330	---		6,470	11,965	5,496	93,596	32,774	58,290	25,516	25,202	150,562	67,070	55%

Fnd	Acct	Obj	Account Level Description	December 2021-22	December 2022-23	MONTHLY DIFFERENCE	2021-22 TOTAL EXP	2021-22 YTD	2022-23 YTD	YTD DIFFERENCE	2022-23 OPEN POS	2022-23 BUDGET	REMAINING BUDGET	% BUDGET USED
101			GENERAL FUND											
53330			DRUG COURT											
000			--											
=====														
53400			CHANCERY COURT											
000			--											
101	53400	101	COUNTY OFFICIAL	9,426	9,897	471	119,006	62,451	59,382	-3,068	0	118,765	59,383	50%
101	53400	106	DEPUTIES	28,124	29,424	1,300	368,039	186,401	190,467	4,066	0	415,895	225,428	46%
101	53400	169	PART'TIME PERSONNEL	286	0	-286	3,712	286	502	216	0	15,000	14,499	3%
101	53400	188	BONUS PAYMENTS	0	0	0	10,749	10,749	0	-10,749	0	0	0	0%
101	53400	201	SOCIAL SECURITY	2,254	2,334	80	29,892	15,516	14,898	-618	0	34,080	19,182	44%
101	53400	204	PENSIONS	3,366	4,730	1,365	45,314	23,044	30,057	7,013	0	64,320	34,263	47%
101	53400	205	EMPLOYEE AND DEPENDENT INSUR	8,344	10,144	1,800	113,588	56,637	60,866	4,228	0	121,800	60,934	50%
101	53400	212	EMPLOYER MEDICARE	527	546	19	6,991	3,629	3,484	-144	0	7,980	4,496	44%
101	53400	307	COMMUNICATION	55	55	0	637	266	267	0	0	1,000	733	27%
101	53400	312	CONTRACTS - PRIVATE AGENCIES	22	22	0	304	112	231	119	219	700	250	64%
101	53400	320	DUES & MEMBERSHIPS	0	0	0	1,003	788	903	115	0	1,000	97	90%
101	53400	332	LEGAL NOTICES	600	0	-600	34,915	9,900	11,745	1,845	24,000	42,000	6,255	85%
101	53400	333	LICENSES	0	0	0	0	0	0	0	0	600	600	0%
101	53400	334	MAINTENANCE AGREEMENTS	15,092	316	-14,776	56,152	32,370	17,939	-14,432	38,941	57,500	620	99%
101	53400	348	POSTAL CHARGES (CHANCERY)	424	564	140	3,871	2,924	1,764	-1,160	0	5,400	3,636	33%
101	53400	351	RENTALS (CHANCERY)	0	436	436	4,014	4,014	4,450	436	0	5,000	550	89%
101	53400	356	REGISTRATION FEES	0	0	0	0	0	0	0	0	500	500	0%
101	53400	411	DATA PROCESSING SUPPLIES	0	0	0	130	0	0	0	0	1,000	1,000	0%
101	53400	414	DUPLICATING SUPPLIES (CHANCE	0	0	0	1,200	580	805	225	0	1,200	395	67%
101	53400	435	OFFICE SUPPLIES (CHANCERY)	256	521	265	9,911	4,345	2,915	-1,430	370	10,000	6,715	33%
101	53400	437	PERIODICALS (CHANCERY)	0	1,191	1,191	1,377	1,377	1,788	411	25	1,800	-13	101%
101	53400	437	PERIODICALS/DISCOUNTS TAKEN	0	0	0	0	0	0	0	0	0	0	0%
101	53400	513	WORKMAN'S COMPENSATION INSUR	0	0	0	0	0	946	946	0	950	4	100%
101	53400	790	CHANCERY COURT EQUIPMENT	0	0	0	847	0	0	0	0	0	0	0%
101	53400	---		68,776	60,180	-8,595	811,652	415,389	403,409	-11,981	63,555	906,490	439,527	52%
101	53400	---		68,776	60,180	-8,595	811,652	415,389	403,409	-11,981	63,555	906,490	439,527	52%
=====														

Fnd	Acct	Obj	Account Level Description	December 2021-22	December 2022-23	MONTHLY DIFFERENCE	2021-22 TOTAL EXP	2021-22 YTD	2022-23 YTD	YTD DIFFERENCE	2022-23 OPEN POS	2022-23 BUDGET	REMAINING BUDGET	% BUDGET USED
101			GENERAL FUND											
53600			DISTRICT ATTORNEY GENERAL											
000			-											
101	53600	169	PART'TIME PERSONNEL	696	953	257	0	1,003	2,197	1,194	0	0	-2,197	0%
101	53600	188	BONUS PAYMENTS	0	0	0	274	0	0	0	0	0	0	0%
101	53600	201	SOCIAL SECURITY (D.A. GRANT)	0	29	29	0	0	91	91	0	0	-91	0%
101	53600	212	EMPLOYER MEDICARE (D.A.)	10	14	4	4	15	32	17	0	0	-32	0%
101	53600	309	CONTRACTS WITH GOVERNMENT AG	0	5,824	5,824	69,882	34,941	40,765	5,824	0	76,600	35,836	53%
101	53600	331	LEGAL SERVICES	0	0	0	7,250	7,250	0	-7,250	0	0	0	0%
101	53600	---		706	6,820	6,114	77,410	43,209	43,085	-124	0	76,600	33,516	56%
101	53600	---		706	6,820	6,114	77,410	43,209	43,085	-124	0	76,600	33,516	56%
=====														
53900			OTHER ADMIN OF JUSTICE											
000			-											
101	53900	169	PART-TIME PERSONNEL	2,570	1,957	-613	29,639	15,775	11,237	-4,538	0	33,416	22,179	34%
101	53900	188	BONUS PAYMENTS	0	0	0	441	441	0	-441	0	0	0	0%
101	53900	194	JURY AND WITNESS EXPENSE	2,497	1,386	-1,111	16,473	6,691	6,141	-550	0	30,000	23,859	20%
101	53900	199	OTHER PER DIEM & FEES	0	0	0	4,361	1,877	0	-1,877	0	0	0	0%
101	53900	201	SOCIAL SECURITY	151	152	1	1,732	966	666	-300	0	2,080	1,414	32%
101	53900	205	EMPLOYEE AND DEPENDENT INSUR	1,212	-2,618	-3,830	12,943	5,670	2,618	-3,052	0	15,800	13,182	17%
101	53900	212	EMPLOYER MEDICARE	35	35	0	405	226	156	-70	0	490	334	32%
101	53900	322	EVALUATION AND TESTING	359	478	119	9,450	6,486	2,554	-3,932	0	11,000	8,446	23%
101	53900	332	LGL.NOTICES	-375	-81	294	84,346	-2,133	179	2,312	1,160	97,000	95,661	1%
101	53900	349	PRINTING	0	0	0	0	0	0	0	0	600	600	0%
101	53900	399	OTHER CONTRACTED SERVICES	0	0	0	0	0	1,518	1,518	0	9,500	7,982	16%
101	53900	421	FOOD PREPARATION SUPPLIES	0	0	0	0	0	0	0	150	150	0	100%
101	53900	422	FOOD SUPPLIES	0	0	0	219	45	0	-45	350	350	0	100%
101	53900	435	OFFICE SUPPLIES (JUSTICE ADM	0	0	0	40	0	0	0	0	500	500	0%
101	53900	499	OTHER SUPPLIES AND MATERIALS	0	0	0	123	123	0	-123	0	1,000	1,000	0%
101	53900	513	WORKMAN'S COMPENSATION INSUR	0	0	0	0	0	114	114	0	120	6	95%
101	53900	599	OTHER CHARGES (JUSTICE ADM)	0	0	0	0	0	0	0	0	400	400	0%
101	53900	---		6,449	1,309	-5,140	160,172	36,167	25,183	-10,984	1,660	202,406	175,563	13%
101	53900	---		6,449	1,309	-5,140	160,172	36,167	25,183	-10,984	1,660	202,406	175,563	13%
=====														

Fnd Acct	Obj	Account Level Description	December 2021-22	December 2022-23	MONTHLY DIFFERENCE	2021-22 TOTAL EXP	2021-22 YTD	2022-23 YTD	YTD DIFFERENCE	2022-23 OPEN POS	2022-23 BUDGET	REMAINING BUDGET	% BUDGET USED
101		GENERAL FUND											
53920		COURTROOM SECURITY											
000		-											
101 53920 106		DEPUTY(IES)	29,038	29,890	852	369,225	192,282	178,978	-13,303	0	502,600	323,622	36%
101 53920 115		SERGEANT(S)	4,435	4,794	359	58,304	28,609	31,390	2,781	0	66,400	35,010	47%
101 53920 140		SALARY SUPPLEMENTS	0	0	0	0	0	0	0	0	7,200	7,200	0%
101 53920 187		OVERTIME PAY	0	0	0	0	0	0	0	0	50,000	50,000	0%
101 53920 188		BONUS PAYMENTS	0	0	0	11,476	11,476	0	-11,476	0	0	0	0%
101 53920 201		SOCIAL SECURITY	1,967	2,038	71	25,907	13,738	12,412	-1,327	0	35,290	22,878	35%
101 53920 204		PENSIONS	3,217	3,476	259	39,601	20,577	23,877	3,299	0	68,457	44,580	35%
101 53920 205		EMPLOYEE AND DEPENDENT INSUR	9,823	11,251	1,428	116,953	61,411	59,602	-1,809	0	119,400	59,798	50%
101 53920 212		EMPLOYER MEDICARE	460	477	17	6,059	3,213	2,903	-310	0	8,251	5,348	35%
101 53920 299		OTHER FRINGE BENEFITS	0	0	0	168	0	168	168	0	0	-168	0%
101 53920 513		WORKMAN'S COMPENSATION INSUR	0	0	0	0	0	12,717	12,717	0	12,720	3	100%
101 53920 ---			48,940	51,926	2,986	627,693	331,306	322,047	-9,260	0	870,318	548,271	37%
210		EXTRA DETAIL - FREEDOM HALL											
101 53920 106		DEPUT/X DETAIL - FREEDOM HAL	0	240	240	0	0	360	360	0	0	-360	0%
101 53920 201		SOC SEC/X DETAIL-FREEDOM HAL	0	14	14	0	0	21	21	0	0	-21	0%
101 53920 212		EMP MEDI/X DETAIL-FREEDOM HA	0	3	3	0	0	5	5	0	0	-5	0%
101 53920 ---			0	257	257	0	0	386	386	0	0	-386	0%
258		THSO GRANT Z22THS351											
101 53920 106		THSO SATURATION GRANT FY22	0	0	0	0	0	442	442	0	0	-442	0%
101 53920 201		THSO SATURATION GRANT FY22	0	0	0	0	0	27	27	0	0	-27	0%
101 53920 204		THSO SATURATION GRANT FY22	0	0	0	0	0	53	53	0	0	-53	0%
101 53920 212		THSO SATURATION GRANT FY22	0	0	0	0	0	6	6	0	0	-6	0%
101 53920 ---			0	0	0	0	0	528	528	0	0	-528	0%
101 53920 ---			48,940	52,183	3,243	627,693	331,306	322,961	-8,346	0	870,318	547,357	37%
=====													

Fnd	Acct	Obj	Account Level Description	December 2021-22	December 2022-23	MONTHLY DIFFERENCE	2021-22 TOTAL EXP	2021-22 YTD	2022-23 YTD	YTD DIFFERENCE	2022-23 OPEN POS	2022-23 BUDGET	REMAINING BUDGET	% BUDGET USED
101			GENERAL FUND											
53930			VICTIM ASSISTANCE PROGRAMS											
000			-											
101	53930	316	CONTRIBUTION TO JC	0	0	0	47,846	11,914	14,557	2,643	0	45,000	30,443	32%
101	53930	---		0	0	0	47,846	11,914	14,557	2,643	0	45,000	30,443	32%
101	53930	---		0	0	0	47,846	11,914	14,557	2,643	0	45,000	30,443	32%
=====														
54110			SHERIFF'S DEPARTMENT											
000			-											
101	54110	101	COUNTY OFFICIAL	11,405	11,976	570	111,302	42,870	71,853	28,983	0	143,706	71,853	50%
101	54110	106	DEPUTIES	195,662	240,342	44,680	2,720,348	1,365,113	1,478,900	113,787	0	3,590,400	2,111,500	41%
101	54110	110	LIEUTENANT(S)	58,300	63,597	5,296	902,759	542,686	396,334	-146,352	0	884,300	487,966	45%
101	54110	115	SERGEANT(S)	28,242	49,869	21,627	401,969	175,525	263,342	87,817	0	477,600	214,259	55%
101	54110	140	SALARY SUPPLEMENTS	0	0	0	68,800	0	0	0	0	68,800	68,800	0%
101	54110	169	PART'TIME PERSONNEL	1,185	4,078	2,893	37,553	6,721	30,486	23,765	0	53,300	22,814	57%
101	54110	187	OVERTIME PAY	0	0	0	0	0	0	0	0	50,000	50,000	0%
101	54110	188	BONUS PAYMENTS	0	0	0	136,375	136,375	0	-136,375	0	0	0	0%
101	54110	189	OTHER SALARIES & WAGES	65,199	109,131	43,932	955,345	444,837	672,900	228,063	0	1,329,192	656,292	51%
101	54110	201	SOCIAL SECURITY	20,925	28,342	7,417	311,611	157,990	171,480	13,490	0	413,362	241,882	41%
101	54110	204	PENSIONS	34,472	56,782	22,309	448,555	222,663	338,923	116,260	0	795,641	456,718	43%
101	54110	205	EMPLOYEE AND DEPENDENT INSUR	115,079	136,177	21,098	1,420,586	722,861	785,131	62,270	0	1,499,608	714,477	52%
101	54110	206	LIFE INSURANCE	2,625	3,195	570	8,555	6,240	5,890	-350	0	0	-5,890	0%
101	54110	210	UNEMPLOYMENT COMPENSATION	0	0	0	4,675	0	0	0	0	0	0	0%
101	54110	212	EMPLOYER MEDICARE	4,894	6,628	1,735	73,318	37,398	40,104	2,706	0	96,674	56,570	41%
101	54110	299	OTHER FRINGE BENEFITS	0	4,500	4,500	15,017	9,481	6,648	-2,833	0	12,000	5,352	55%
101	54110	302	ADVERTISING	0	0	0	3,306	0	73	73	0	0	-73	0%
101	54110	307	COMMUNICATION (SHERIFF DEPT)	15,660	15,052	-607	85,963	38,807	45,470	6,663	0	90,000	44,530	51%
101	54110	309	CONTRACTS WITH GOVERNMENT AG	0	0	0	6,340	2,670	1,340	-1,330	0	12,500	11,160	11%
101	54110	312	CONTRACTS - PRIVATE AGENCIES	0	3,875	3,875	5,075	259	10,822	10,563	714	17,900	6,364	64%
101	54110	317	DATA PROCESSING SERVICES	0	0	0	599	0	0	0	0	1,800	1,800	0%
101	54110	319	CONFIDENTIAL DRUG ENFORCEMEN	0	0	0	0	0	3,500	3,500	0	3,500	0	100%
101	54110	320	DUES AND MEMBERSHIPS	0	15	15	4,522	3,825	3,593	-233	0	5,400	1,808	67%
101	54110	322	EVALUATION AND TESTING	0	250	250	16,000	1,050	500	-550	1,750	6,000	3,750	38%
101	54110	327	FREIGHT EXPENSES (SHERIFF)	47	627	580	1,000	355	806	451	208	1,950	936	52%
101	54110	332	LGL.NOTICES	0	0	0	0	0	0	0	0	250	250	0%
101	54110	333	LICENSES	171	7	-164	449	326	256	-71	0	800	545	32%

Fnd	Acct	Obj	Account Level Description	December 2021-22	December 2022-23	MONTHLY DIFFERENCE	2021-22 TOTAL EXP	2021-22 YTD	2022-23 YTD	YTD DIFFERENCE	2022-23 OPEN POS	2022-23 BUDGET	REMAINING BUDGET	% BUDGET USED
101			GENERAL FUND											
54110			SHERIFF'S DEPARTMENT											
000			-											
101	54110	334	MAINTENANCE AGREEMENTS	2,956	3,926	970	134,716	63,254	87,489	24,235	200,591	294,000	5,920	98%
101	54110	336	MAINTENANCE & REPAIR - EQUIP	0	0	0	2,620	0	1,549	1,549	1,961	3,500	-10	100%
101	54110	338	MAINTENANCE & REPAIR - VEHIC	6,431	0	-6,431	25,970	17,188	6,874	-10,314	5,991	36,131	23,266	36%
101	54110	340	MEDICAL AND DENTAL SERVICES	222	1,156	934	4,622	631	3,652	3,021	348	5,000	1,000	80%
101	54110	348	POSTAL CHARGES (SHERIFF)	-335	0	335	4,050	1,665	1,718	53	0	5,000	3,282	34%
101	54110	349	PRINTING	0	1,243	1,243	5,141	1,277	2,533	1,257	1,554	7,000	2,913	58%
101	54110	351	RENTALS (SHERIFF)	160	5,175	5,015	45,843	21,795	37,313	15,518	29,037	67,100	750	99%
101	54110	351	DISCOUNTS TAKEN	0	0	0	-3	0	-7	-7	0	0	7	0%
101	54110	353	TOWING SERVICES	0	0	0	0	0	150	150	0	0	-150	0%
101	54110	355	TRAVEL (SHERIFF)	404	1,395	992	12,246	5,933	19,559	13,625	0	19,000	-559	103%
101	54110	356	REGISTRATION FEES/TUITION	0	6,435	6,435	25,953	3,756	19,877	16,121	0	30,000	10,124	66%
101	54110	357	VETERINARY SERVICES	668	0	-668	6,000	2,003	0	-2,003	3,000	6,000	3,000	50%
101	54110	399	OTHER CONTRACTED SERVICES	0	0	0	0	0	0	0	0	2,000	2,000	0%
101	54110	401	ANIMAL FOOD AND SUPPLIES	465	463	-2	4,750	1,619	2,005	386	995	5,000	2,000	60%
101	54110	411	DATA PROCESSING SUPPLIES	0	654	654	19,189	9,179	1,946	-7,233	5,639	26,519	18,934	29%
101	54110	414	DUPLICATING SUPPLIES (SHERIF	347	415	68	736	347	415	68	0	1,500	1,085	28%
101	54110	422	FOOD SUPPLIES	0	0	0	43	0	0	0	175	1,000	825	18%
101	54110	424	GARAGE SUPPLIES (SHERIFF)	0	179	179	11,624	2,674	4,378	1,704	1,991	12,000	5,631	53%
101	54110	425	GASOLINE (SHERIFF)	25,429	23,769	-1,660	337,503	115,824	125,011	9,187	120,618	470,000	224,371	52%
101	54110	429	INSTR. SUPPLIES & MATERIALS	0	0	0	0	0	184	184	0	2,000	1,816	9%
101	54110	431	LAW ENFORCEMENT SUPP (SHERIF	1,490	8,240	6,750	98,005	22,077	25,256	3,179	30,607	80,000	24,137	70%
101	54110	433	LUBRICANTS (SHERIFF)	591	0	-591	8,651	591	0	-591	0	8,000	8,000	0%
101	54110	433	DISCOUNTS TAKEN	0	0	0	-32	0	0	0	0	0	0	0%
101	54110	435	OFFICE SUPPLIES (SHERIFF)	427	1,269	843	4,263	1,734	5,825	4,091	182	6,000	-7	100%
101	54110	437	PERIODICALS (SHERIFF)	537	0	-537	3,374	1,464	0	-1,464	0	4,400	4,400	0%
101	54110	450	TIRES & TUBES (SHERIFF)	448	9,039	8,591	24,989	12,851	10,746	-2,106	0	40,000	29,254	27%
101	54110	451	UNIFORMS (SHERIFF)	2,648	18,722	16,074	65,946	12,528	64,169	51,641	21,296	90,500	5,035	94%
101	54110	453	VEHICLE PARTS (SHERIFF)	6,322	3,323	-2,999	71,268	28,617	40,371	11,753	8,999	100,000	50,630	49%
101	54110	453	VEHICLE PARTS/DISCOUNTS TAKE	0	0	0	-6	0	0	0	0	0	0	0%
101	54110	471	SOFTWARE	0	0	0	432	432	0	-432	0	0	0	0%
101	54110	499	OTHER SUPP & MATERI (SHERIFF	629	2,784	2,155	11,404	3,888	8,548	4,660	905	12,000	2,548	79%
101	54110	502	BUILDING AND CONTENTS INSURA	0	0	0	1,569	1,569	197	-1,372	0	1,600	1,403	12%
101	54110	506	LIABILITY INSURANCE	0	0	0	145,053	145,053	159,799	14,746	0	159,799	0	100%
101	54110	508	PREMIUMS ON CORPORATE SURETY	0	0	0	200	0	0	0	0	500	500	0%
101	54110	511	VEHICLE AND EQUIPMENT INSURA	0	0	0	71,091	71,091	78,109	7,018	0	80,000	1,891	98%
101	54110	513	WORKMAN'S COMPENSATION INSUR	0	0	0	0	0	122,628	122,628	0	122,630	2	100%

Fnd	Acct	Obj	Account Level Description	December 2021-22	December 2022-23	MONTHLY DIFFERENCE	2021-22 TOTAL EXP	2021-22 YTD	2022-23 YTD	YTD DIFFERENCE	2022-23 OPEN POS	2022-23 BUDGET	REMAINING BUDGET	% BUDGET USED
101			GENERAL FUND											
54110			SHERIFF'S DEPARTMENT											
000			-											
101	54110	515	LIABILITY CLAIMS	0	0	0	1,000	1,000	0	-1,000	0	1,000	1,000	0%
101	54110	530	FINES, ASSESSMENTS, PENALTIE	0	0	0	-1,420	4,856	0	-4,856	0	0	0	0%
101	54110	599	OTHER CHARGES (SHERIFF)	0	0	0	4,646	4,646	4,646	0	0	7,000	2,354	66%
101	54110	709	DATA PROCESSING EQUIPMENT	0	0	0	10,173	0	3,480	3,480	0	3,481	1	100%
101	54110	711	FURNITURE AND FIXTURES	0	4	4	0	0	1,263	1,263	4,225	7,701	2,212	71%
101	54110	716	LAW ENFORCEMENT EQUIPMENT	0	4,400	4,400	22,215	0	4,400	4,400	5,500	40,000	30,100	25%
101	54110	718	MOTOR VEHICLES	7,879	46,505	38,626	427,807	229,566	82,634	-146,932	355,803	492,240	53,804	89%
101	54110	---		611,584	873,539	261,956	9,351,653	4,707,160	5,255,068	547,904	802,089	11,804,284	5,747,132	51%
210			EXTRA DETAIL - FREEDOM HALL											
101	54110	106	DEPUT/X DETAIL - FREEDOM HAL	0	855	855	0	0	1,965	1,965	0	0	-1,965	0%
101	54110	115	SERGE/EXTRA DETAIL-FREEDOM H	0	375	375	0	0	495	495	0	0	-495	0%
101	54110	201	SOC SEC/X DETAIL FREEDOM HAL	0	71	71	0	0	143	143	0	0	-143	0%
101	54110	204	PENSION/X DETAIL FREEDOM HAL	0	148	148	0	0	296	296	0	0	-296	0%
101	54110	212	EMP MEDI/X DETAIL FREEDOM HA	0	17	17	0	0	33	33	0	0	-33	0%
101	54110	---		0	1,466	1,466	0	0	2,932	2,932	0	0	-2,932	0%
247			BYRNE JAG EQUIPMENT GRANT FY23											
101	54110	309	CONTRACTS - GOVT AGENCIES	0	0	0	0	0	0	0	0	20,250	20,250	0%
101	54110	716	LAW ENFORCEMENT EQUIPMENT-JA	0	0	0	0	0	0	0	0	12,244	12,244	0%
101	54110	---		0	0	0	0	0	0	0	0	32,494	32,494	0%
256			FY21 JUSTICE ASSISTANCE GRANT											
101	54110	716	JAG MOBILE AFIS GRANT	0	0	0	13,600	0	0	0	0	0	0	0%
101	54110	---		0	0	0	13,600	0	0	0	0	0	0	0%

Fnd	Acct	Obj	Account Level Description	December 2021-22	December 2022-23	MONTHLY DIFFERENCE	2021-22 TOTAL EXP	2021-22 YTD	2022-23 YTD	YTD DIFFERENCE	2022-23 OPEN POS	2022-23 BUDGET	REMAINING BUDGET	% BUDGET USED
101			GENERAL FUND											
54110			SHERIFF'S DEPARTMENT											
258			THSO GRANT Z22THS351											
101	54110	106	THSO SATURATION GRANT FY22	0	0	0	0	0	7,110	7,110	0	0	-7,110	0%
101	54110	110	THSO SATURATION GRANT FY22	0	0	0	0	0	588	588	0	0	-588	0%
101	54110	115	THSO SATURATION GRANT FY22	0	0	0	0	0	1,034	1,034	0	0	-1,034	0%
101	54110	201	THSO SATURATION GRANT FY22	0	0	0	0	0	520	520	0	0	-520	0%
101	54110	204	THSO SATURATION GRANT FY22	0	0	0	0	0	1,051	1,051	0	0	-1,051	0%
101	54110	212	THSO SATURATION GRANT FY22	0	0	0	0	0	122	122	0	0	-122	0%
101	54110	---		0	0	0	0	0	10,425	10,425	0	0	-10,425	0%
259			THSO GRANT Z23THS347											
101	54110	106	THSO SATURATION GRANT FY23	0	1,508	1,508	0	0	3,234	3,234	0	44,598	41,364	7%
101	54110	110	THSO SATURATION GRANT FY23	0	530	530	0	0	1,246	1,246	0	0	-1,246	0%
101	54110	115	THSO SATURATION GRANT FY23	0	331	331	0	0	331	331	0	0	-331	0%
101	54110	201	THSO SATURATION GRANT FY23	0	138	138	0	0	283	283	0	2,765	2,482	10%
101	54110	204	THSO SATURATION GRANT FY23	0	285	285	0	0	579	579	0	5,365	4,786	11%
101	54110	212	THSO SATURATION GRANT FY23	0	32	32	0	0	66	66	0	647	581	10%
101	54110	431	THSO SATURATION GRANT FY23	0	0	0	0	0	0	0	0	6,625	6,625	0%
101	54110	---		0	2,824	2,824	0	0	5,739	5,739	0	60,000	54,261	10%
821			ASSET FORFEITURE FUNDS											
101	54110	431	ASSET FORFEITURE FUNDS	0	0	0	0	0	5,915	5,915	0	0	-5,915	0%
101	54110	711	ASSET FORFEITURE/FURNI & FIX	0	0	0	0	0	3,816	3,816	0	0	-3,816	0%
101	54110	---		0	0	0	0	0	9,731	9,731	0	0	-9,731	0%
101	54110	---		611,584	877,829	266,246	9,365,253	4,707,160	5,283,895	576,731	802,089	11,896,778	5,810,799	51%
54150			DRUG ENFORCEMENT											
000			--											
101	54150	162	CLERICAL PERSONNEL	2,680	2,419	-261	0	3,576	3,625	49	0	0	-3,625	0%
101	54150	201	SOCIAL SECURITY	162	145	-17	0	215	217	2	0	0	-217	0%
101	54150	204	PENSIONS	258	291	33	0	344	436	92	0	0	-436	0%

Fnd	Acct	Obj	Account Level Description	December 2021-22	December 2022-23	MONTHLY DIFFERENCE	2021-22 TOTAL EXP	2021-22 YTD	2022-23 YTD	YTD DIFFERENCE	2022-23 OPEN POS	2022-23 BUDGET	REMAINING BUDGET	% BUDGET USED
101			GENERAL FUND											
54150			DRUG ENFORCEMENT											
000			-											
101	54150	205	EMPLOYEE AND DEPENDENT INSUR	618	667	49	0	618	967	350	0	0	-967	0%
101	54150	212	EMPLOYER MEDICARE	38	34	-4	0	50	51	1	0	0	-51	0%
101	54150	---		3,756	3,556	-200	0	4,803	5,296	494	0	0	-5,296	0%
101	54150	---		3,756	3,556	-200	0	4,803	5,296	494	0	0	-5,296	0%
=====														
54160			ADMIN OF SEX OFFENDER REGISTRY											
000			-											
101	54160	358	REMITTANCE OF REVENUES	100	0	-100	2,800	400	50	-350	0	0	-50	0%
101	54160	---		100	0	-100	2,800	400	50	-350	0	0	-50	0%
101	54160	---		100	0	-100	2,800	400	50	-350	0	0	-50	0%
=====														
54210			JAIL											
000			-											
101	54210	106	DEPUTIES	210,452	273,262	62,810	2,795,959	1,324,644	1,628,034	303,390	0	3,484,500	1,856,466	47%
101	54210	110	LIEUTENANTS (DET. CTR.)	37,090	57,543	20,453	455,994	209,743	347,759	138,015	0	532,000	184,242	65%
101	54210	115	SERGEANT(S) (DET. CTR.)	19,759	20,496	737	286,242	128,428	128,065	-364	0	281,300	153,235	46%
101	54210	169	PART'TIME PERSONNEL	2,427	1,282	-1,145	33,541	14,510	15,133	623	0	64,000	48,867	24%
101	54210	187	OVERTIME PAY	0	0	0	0	0	0	0	0	50,000	50,000	0%
101	54210	188	BONUS PAYMENTS	0	0	0	81,605	81,605	0	-81,605	0	0	0	0%
101	54210	189	OTHER SALARIES & WAGES	52,097	55,147	3,050	695,643	332,333	359,517	27,184	0	813,500	453,983	44%
101	54210	201	SOCIAL SECURITY	19,064	24,150	5,086	257,568	124,216	147,202	22,986	0	327,070	179,868	45%
101	54210	204	PENSIONS	26,067	35,811	9,744	317,451	160,694	224,114	63,420	0	626,911	402,797	36%
101	54210	205	EMPLOYEE AND DEPENDENT INSUR	83,185	95,360	12,175	1,038,429	510,955	539,465	28,509	0	1,205,500	666,035	45%
101	54210	206	LIFE INSURANCE	0	0	0	3,165	0	0	0	0	0	0	0%
101	54210	210	UNEMPLOYMENT COMPENSATION	0	0	0	7,239	0	0	0	0	0	0	0%
101	54210	212	EMPLOYER MEDICARE	4,458	5,648	1,189	60,242	29,055	34,426	5,372	0	76,490	42,064	45%
101	54210	299	OTHER FRINGE BENEFITS	0	0	0	717	720	441	-279	0	3,000	2,559	15%
101	54210	302	ADVERTISING	1,768	1,035	-733	6,067	1,768	1,035	-733	0	3,000	1,965	35%
101	54210	307	COMMUNICATION(DETENTION CTR)	380	468	88	4,476	1,952	2,072	120	0	8,500	6,428	24%
101	54210	310	CONTRACTS - PRISONER TRANSP	0	0	0	30,000	0	0	0	0	30,000	30,000	0%

Fnd	Acct	Obj	Account Level Description	December 2021-22	December 2022-23	MONTHLY DIFFERENCE	2021-22 TOTAL EXP	2021-22 YTD	2022-23 YTD	YTD DIFFERENCE	2022-23 OPEN POS	2022-23 BUDGET	REMAINING BUDGET	% BUDGET USED
101			GENERAL FUND											
54210			JAIL											
000			-											
101	54210	312	CONTRACTS WITH PRIVATE AGENC	1,464	148,664	147,200	2,437,258	847,677	1,066,119	218,442	645,783	1,740,985	29,082	98%
101	54210	320	DUES AND MEMBERSHIPS	0	0	0	0	0	0	0	0	300	300	0%
101	54210	333	LICENSES	0	0	0	0	0	25	25	0	0	-25	0%
101	54210	334	MAINTENANCE AGREEMENTS	10,557	14,451	3,894	234,376	112,353	88,176	-24,177	156,257	273,803	29,370	89%
101	54210	335	MAINTENANCE & REPAIR - BLDGS	0	250	250	27,724	6,954	250	-6,704	0	35,200	34,950	1%
101	54210	336	MAINTENANCE & REPAIR - EQUIP	1,134	0	-1,134	19,497	5,963	211	-5,752	0	20,000	19,789	1%
101	54210	340	MEDICAL & DENTAL SERV (JAIL)	2,781	1,864	-917	18,576	4,575	21,915	17,340	1,750	26,000	2,335	91%
101	54210	347	PEST CONTROL (JAIL)	0	0	0	6,000	5,500	500	-5,000	5,500	7,000	1,000	86%
101	54210	347	DISCOUNTS TAKEN	0	0	0	-500	0	0	0	0	0	0	0%
101	54210	348	POSTAL CHARGES (JAIL)	0	0	0	0	0	0	0	0	700	700	0%
101	54210	349	PRINTING	168	44	-124	2,072	168	44	-124	0	4,000	3,956	1%
101	54210	350	INTERNET CONNECTIVITY	-998	152	1,150	1,422	986	911	-74	0	4,500	3,589	20%
101	54210	351	RENTALS (JAIL)	1,811	220	-1,591	23,345	5,207	6,795	1,588	8,868	15,800	137	99%
101	54210	354	TRANSPORTATION (PRISONERS)	0	0	0	1,524	829	618	-211	0	7,000	6,382	9%
101	54210	355	TRAVEL (JAIL)	317	854	537	6,841	3,965	3,766	-199	0	8,000	4,234	47%
101	54210	356	REGISTRATION FEES	0	5,225	5,225	340	0	6,170	6,170	0	12,000	5,830	51%
101	54210	359	DISPOSAL FEES	884	901	18	9,622	3,428	4,428	1,000	0	10,100	5,673	44%
101	54210	410	CUSTODIAL SUPPLIES (JAIL)	5,920	11,326	5,407	86,993	35,977	60,494	24,517	12,373	95,000	22,133	77%
101	54210	411	DATA PROCESSING SUPPLIES	2,062	0	-2,062	15,228	2,062	674	-1,388	735	27,462	26,053	5%
101	54210	412	DIESEL FUEL	0	0	0	501	0	0	0	0	1,200	1,200	0%
101	54210	414	DUPLICATING SUPPLIES (JAIL)	0	1,558	1,558	4,064	1,160	2,337	1,177	0	5,600	3,263	42%
101	54210	415	ELECTRICITY(DETENTION CTR)	18,559	20,258	1,700	255,538	122,880	145,024	22,144	0	325,000	179,976	45%
101	54210	421	FOOD PREPARATION SUPP (JAIL)	783	1,752	968	17,564	10,716	12,327	1,612	0	15,000	2,673	82%
101	54210	422	FOOD SUPPLIES (JAIL)	64,630	153,838	89,208	830,821	326,633	481,342	154,710	281,993	830,000	66,665	92%
101	54210	431	LAW ENFORCEMENT SUPP (JAIL)	0	310	310	13,276	5,800	2,962	-2,838	3,812	14,500	7,727	47%
101	54210	434	NATURAL GAS(DETENTION CTR)	11,283	21,706	10,423	110,802	28,382	72,550	44,169	0	74,500	1,950	97%
101	54210	435	OFFICE SUPPLIES (JAIL)	2,334	649	-1,685	11,564	4,107	2,068	-2,039	1,411	12,078	8,598	29%
101	54210	435	DISCOUNTS TAKEN	0	0	0	-11	0	0	0	0	0	0	0%
101	54210	441	PRISONERS CLOTHING	0	4,480	4,480	25,974	4,944	9,367	4,423	0	20,165	10,798	46%
101	54210	451	UNIFORMS	0	1,832	1,832	27,895	791	3,855	3,064	5,375	30,000	20,770	31%
101	54210	454	WATER AND SEWER(DETENTION CT	15,466	14,793	-673	198,732	76,482	72,073	-4,409	0	150,000	77,927	48%
101	54210	468	CHEMICALS	0	0	0	1,387	514	0	-514	0	2,400	2,400	0%
101	54210	471	SOFTWARE	0	0	0	597	0	0	0	0	0	0	0%
101	54210	499	OTHER SUPP & MATERI (JAIL)	3,814	4,534	720	63,247	16,988	56,997	40,009	20,104	95,121	18,020	81%
101	54210	502	BUILDING AND CONTENTS INSURA	0	0	0	58,819	84,725	70,625	-14,100	0	78,000	7,375	91%
101	54210	506	LIABILITY INSURANCE	0	0	0	484	140	0	-140	0	0	0	0%

Fnd	Acct	Obj	Account Level Description	December 2021-22	December 2022-23	MONTHLY DIFFERENCE	2021-22 TOTAL EXP	2021-22 YTD	2022-23 YTD	YTD DIFFERENCE	2022-23 OPEN POS	2022-23 BUDGET	REMAINING BUDGET	% BUDGET USED
101			GENERAL FUND											
54210			JAIL											
000			-											
101	54210	508	SURETY BONDS	0	0	0	0	0	50	50	0	0	-50	0%
101	54210	513	WORKMAN'S COMPENSATION INSUR	0	0	0	0	0	119,540	119,540	0	119,540	0	100%
101	54210	515	LIABILITY CLAIMS	0	0	0	500	0	0	0	0	1,000	1,000	0%
101	54210	530	FINES, ASSESSMENTS, PENALTIE	0	0	0	30	20	0	-20	0	0	0	0%
101	54210	707	BUILDING IMPROVEMENTS	0	37,277	37,277	0	0	37,277	37,277	33,450	6,678	-64,049	1,059%
101	54210	709	DATA PROCESSING EQUIPMENT	0	0	0	21,354	0	2,841	2,841	0	2,841	0	100%
101	54210	711	FURNITURE AND FIXTURES	0	550	550	1,860	0	550	550	2,998	3,500	-48	101%
101	54210	717	MAINTENANCE EQUIPMENT	0	0	0	0	0	0	0	0	2,500	2,500	0%
101	54210	790	OTHER EQUIPMENT	0	0	0	699	0	0	0	0	0	0	0%
101	54210	---		599,716	1,017,690	417,975	10,610,353	4,640,549	5,780,144	1,139,597	1,180,409	11,583,244	4,622,692	60%
210			EXTRA DETAIL - FREEDOM HALL											
101	54210	106	DEPUT/X DETAIL - FREEDOM HAL	0	480	480	0	0	2,790	2,790	0	0	-2,790	0%
101	54210	189	OTHER/X DETAIL-FREEDOM HALL	0	1,470	1,470	0	0	1,875	1,875	0	0	-1,875	0%
101	54210	201	SOC SEC/X DETAIL FREEDOM HAL	0	116	116	0	0	283	283	0	0	-283	0%
101	54210	204	PENSION/X DETAIL FREEDOM HAL	0	220	220	0	0	388	388	0	0	-388	0%
101	54210	205		0	124	124	0	0	124	124	0	0	-124	0%
101	54210	212	EMP MEDI/X DETAIL FREEDOM HA	0	27	27	0	0	66	66	0	0	-66	0%
101	54210	---		0	2,437	2,437	0	0	5,526	5,526	0	0	-5,526	0%
248			JAIL TRAINING EQUIPMENT GRANT											
101	54210	716	JAIL TRAINING EQUIPMENT GRAN	0	0	0	0	0	0	0	0	9,974	9,974	0%
101	54210	---		0	0	0	0	0	0	0	0	9,974	9,974	0%
101	54210	---		599,716	1,020,127	420,412	10,610,353	4,640,549	5,785,670	1,145,123	1,180,409	11,593,218	4,627,140	60%
=====														

Fnd	Acct	Obj	Account Level Description	December 2021-22	December 2022-23	MONTHLY DIFFERENCE	2021-22 TOTAL EXP	2021-22 YTD	2022-23 YTD	YTD DIFFERENCE	2022-23 OPEN POS	2022-23 BUDGET	REMAINING BUDGET	% BUDGET USED
101			GENERAL FUND											
54240			JUVENILE SERVICES											
000			-											
101	54240	105	SUPERVISOR'DIRECTOR	4,232	4,443	212	55,213	27,464	28,774	1,310	0	57,982	29,208	50%
101	54240	112	YOUTH SERVICE OFFICER(S)	8,327	9,401	1,074	111,628	53,993	59,190	5,196	0	122,665	63,475	48%
101	54240	133	PARAPROFESSIONALS	0	0	0	15,808	17,355	0	-17,355	0	0	0	0%
101	54240	188	BONUS PAYMENTS	0	0	0	5,308	5,308	0	-5,308	0	0	0	0%
101	54240	201	SOCIAL SECURITY	761	830	70	11,379	6,284	5,327	-956	0	11,210	5,883	48%
101	54240	204	PENSIONS	1,207	1,665	459	16,583	8,298	10,582	2,284	0	21,740	11,158	49%
101	54240	205	EMPLOYEE AND DEPENDENT INSUR	1,853	3,311	1,457	24,710	13,591	13,319	-272	0	24,100	10,781	55%
101	54240	206	LIFE INSURANCE	0	0	0	2,625	0	0	0	0	0	0	0%
101	54240	212	EMPLOYER MEDICARE	178	194	16	2,661	1,469	1,246	-224	0	2,620	1,374	48%
101	54240	299	OTHER FRINGE BENEFITS	0	0	0	0	0	0	0	0	450	450	0%
101	54240	307	COMMUNICATION (JUVENILE SERV	190	193	4	2,229	927	958	31	0	2,000	1,042	48%
101	54240	309	CONTRACTS WITH GOVT.AGENCIES	0	0	0	4,500	0	0	0	0	4,500	4,500	0%
101	54240	310	CONTR.W'OTHER PUBLIC AGENCIE	13,458	21,609	8,151	158,977	68,682	89,854	21,171	0	168,000	78,146	53%
101	54240	312	CONTRACTS - PRIVATE AGENCIES	9	37	29	168	79	146	68	16	150	-12	108%
101	54240	317	DATA PROCESSING SERVICES	0	0	0	0	0	0	0	3,750	3,750	0	100%
101	54240	320	DUES AND MEMBERSHIPS	0	0	0	80	80	160	80	0	950	790	17%
101	54240	334	MAINTENANCE AGREEMENTS	0	204	204	1,695	189	855	666	1,082	2,200	263	88%
101	54240	348	POSTAL CHARGES	0	0	0	577	1,000	0	-1,000	3,000	3,000	0	100%
101	54240	351	RENTALS	0	0	0	624	156	747	591	0	1,500	753	50%
101	54240	355	TRAVEL (JUVENILE)	0	0	0	191	0	3,566	3,566	0	7,000	3,434	51%
101	54240	356	REGISTRATION FEES	0	0	0	120	120	300	180	0	200	-100	150%
101	54240	413	DRUGS AND MEDICAL SUPPLIES	0	0	0	0	0	0	0	0	500	500	0%
101	54240	414	DUPLICATING SUPPLIES (JUVENI	174	0	-174	174	174	138	-35	0	300	162	46%
101	54240	435	OFFICE SUPPLIES (JUVENILE)	0	191	191	4,791	1,323	509	-814	1,000	8,500	6,991	18%
101	54240	513	WORKMAN'S COMPENSATION INSUR	0	0	0	0	0	3,467	3,467	0	3,470	3	100%
101	54240	530	FINES, ASSESSMENTS, PENALTIE	0	0	0	0	0	14	14	0	0	-14	0%
101	54240	599	OTHER CHARGES	0	0	0	0	0	0	0	0	300	300	0%
101	54240	790	OTHER EQUIPMENT	0	0	0	0	0	0	0	0	4,000	4,000	0%
101	54240	---		30,389	42,078	11,693	420,041	206,492	219,152	12,660	8,848	451,087	223,087	51%
101	54240	---		30,389	42,078	11,693	420,041	206,492	219,152	12,660	8,848	451,087	223,087	51%

Fnd Acct	Obj	Account Level Description	December 2021-22	December 2022-23	MONTHLY DIFFERENCE	2021-22 TOTAL EXP	2021-22 YTD	2022-23 YTD	YTD DIFFERENCE	2022-23 OPEN POS	2022-23 BUDGET	REMAINING BUDGET	% BUDGET USED
101		GENERAL FUND											
54250		WORK RELEASE PROGRAM											
000		-											
101 54250 191		BD & COMMITTEE MEMBERS FEES	720	660	-60	9,720	4,680	4,140	-540	0	10,800	6,660	38%
101 54250 201		SOCIAL SECURITY	45	41	-4	603	290	257	-33	0	710	453	36%
101 54250 204		PENSIONS	0	0	0	0	0	0	0	0	380	380	0%
101 54250 212		EMPLOYER MEDICARE	10	10	-1	141	68	60	-8	0	160	100	38%
101 54250 ---			775	711	-65	10,464	5,038	4,457	-581	0	12,050	7,593	37%
101 54250 ---			775	711	-65	10,464	5,038	4,457	-581	0	12,050	7,593	37%
=====													
54310		FIRE PREVENTION AND CONTROL											
000		-											
101 54310 316		CONTRIBUTIONS	0	0	0	990,500	506,250	517,500	11,250	0	1,011,000	493,500	51%
101 54310 ---			0	0	0	990,500	506,250	517,500	11,250	0	1,011,000	493,500	51%
101 54310 ---			0	0	0	990,500	506,250	517,500	11,250	0	1,011,000	493,500	51%
=====													
54410		CIVIL DEFENSE - E.M.A.											
000		-											
101 54410 105		SUPERVISOR/DIRECTOR	5,210	5,471	261	67,958	33,693	35,429	1,736	0	71,393	35,964	50%
101 54410 169		PART-TIME PERSONNEL	112	0	-112	1,286	1,642	0	-1,642	0	0	0	0%
101 54410 188		BONUS PAYMENTS	0	0	0	3,121	3,121	0	-3,121	0	0	0	0%
101 54410 189		OTHER SALARIES & WAGES	3,234	6,195	2,962	42,189	20,971	26,888	5,917	0	77,716	50,828	35%
101 54410 201		SOCIAL SECURITY	512	703	192	6,877	3,572	3,744	172	0	9,250	5,506	40%
101 54410 204		PENSIONS	811	1,067	255	10,677	5,253	6,907	1,654	0	17,940	11,033	39%
101 54410 205		EMPLOYEE AND DEPENDENT INSUR	2,260	2,441	181	27,125	13,563	14,648	1,085	0	29,300	14,652	50%
101 54410 212		EMPLOYER MEDICARE	120	165	45	1,608	836	876	40	0	2,170	1,294	40%
101 54410 307		COMMUNICATION	332	260	-72	3,036	1,914	1,303	-611	0	11,650	10,347	11%
101 54410 312		CONTRACTS - PRIVATE AGENCIES	0	0	0	902	0	132	132	0	900	768	15%
101 54410 317		DATA PROCESSING SERVICES	0	0	0	624	624	2,623	1,999	0	300	-2,323	874%
101 54410 320		DUES AND MEMBERSHIPS	0	0	0	110	110	110	0	0	300	190	37%
101 54410 333		LICENSES	0	0	0	0	0	0	0	0	250	250	0%
101 54410 334		MAINTENANCE AGREEMENTS	175	83	-92	5,295	521	936	415	657	9,000	7,408	18%
101 54410 337		MAINTENANCE AND REPAIR SERVI	0	148	148	0	0	148	148	0	1,000	852	15%

Fnd	Acct	Obj	Account Level Description	December 2021-22	December 2022-23	MONTHLY DIFFERENCE	2021-22 TOTAL EXP	2021-22 YTD	2022-23 YTD	YTD DIFFERENCE	2022-23 OPEN POS	2022-23 BUDGET	REMAINING BUDGET	% BUDGET USED
101			GENERAL FUND											
54410			CIVIL DEFENSE - E.M.A.											
000			-											
101	54410	338	MAINTENANCE AND REPAIR SERVI	0	0	0	5,559	0	0	0	0	1,000	1,000	0%
101	54410	348	POSTAL CHARGES	0	39	39	17	0	39	39	0	50	11	78%
101	54410	349	PRINTING, STATIONERY AND FOR	0	120	120	0	0	120	120	0	800	680	15%
101	54410	350	INTERNET CONNECTIVITY	0	288	288	4,841	1,287	2,039	752	654	4,860	2,167	55%
101	54410	351	RENTALS	1,150	1,150	0	13,800	6,900	6,900	0	6,900	13,800	0	100%
101	54410	355	TRAVEL	0	670	670	336	336	686	350	0	2,500	1,814	27%
101	54410	356	TUITION	0	55	55	470	470	1,105	635	0	4,350	3,245	25%
101	54410	410	CUSTODIAL SUPPLIES	0	0	0	226	0	0	0	0	300	300	0%
101	54410	411	DATA PROCESSING SUPPLIES	0	86	86	4,793	8	86	78	0	1,000	914	9%
101	54410	412	DIESEL FUEL	0	0	0	0	0	0	0	0	500	500	0%
101	54410	422	FOOD SUPPLIES	0	0	0	122	48	133	85	0	700	567	19%
101	54410	425	GASOLINE	397	281	-117	4,705	1,783	1,393	-390	3,003	8,000	3,604	55%
101	54410	435	OFFICE SUPPLIES	0	0	0	118	118	90	-28	500	500	-90	118%
101	54410	446	SMALL TOOLS	0	94	94	1,229	0	1,514	1,514	1,218	7,760	5,028	35%
101	54410	451	UNIFORMS	0	38	38	241	51	1,430	1,379	0	1,500	70	95%
101	54410	471	SOFTWARE	0	13	13	0	0	13	13	0	240	227	6%
101	54410	499	OTHER SUPPLIES AND MATERIALS	0	0	0	271	111	56	-56	0	300	244	19%
101	54410	502	BUILDING AND CONTENTS INSURA	0	0	0	129	129	138	9	0	300	162	46%
101	54410	506	LIABILITY INSURANCE	0	0	0	321	321	344	23	0	400	56	86%
101	54410	511	INSURANCE-VEHICLE/EQUIP	0	0	0	1,321	1,321	1,868	547	0	1,300	-568	144%
101	54410	513	WORKMAN'S COMPENSATION INSUR	0	0	0	0	0	1,350	1,350	0	1,350	0	100%
101	54410	530	FINES, ASSESSMENTS, PENALTIE	0	0	0	82	20	6	-14	0	0	-6	0%
101	54410	709	DATA PROCESSING EQUIPMENT	0	0	0	0	0	0	0	0	1,000	1,000	0%
101	54410	711	FURNITURE AND FIXTURES	0	0	0	1,645	0	0	0	0	1,150	1,150	0%
101	54410	---		14,313	19,367	5,054	211,034	98,723	113,054	14,330	12,932	284,829	158,844	44%
101	54410	---		14,313	19,367	5,054	211,034	98,723	113,054	14,330	12,932	284,829	158,844	44%
=====														
54420			RESCUE SQUAD & LIFE SAVING CRE											
000			-											
101	54420	316	CONTRIBUTIONS	0	0	0	86,000	43,000	43,850	850	0	87,700	43,850	50%
101	54420	---		0	0	0	86,000	43,000	43,850	850	0	87,700	43,850	50%
101	54420	---		0	0	0	86,000	43,000	43,850	850	0	87,700	43,850	50%

Fnd Acct	Obj	Account Level Description	December 2021-22	December 2022-23	MONTHLY DIFFERENCE	2021-22 TOTAL EXP	2021-22 YTD	2022-23 YTD	YTD DIFFERENCE	2022-23 OPEN POS	2022-23 BUDGET	REMAINING BUDGET	% BUDGET USED
101		GENERAL FUND											
54420		RESCUE SQUAD & LIFE SAVING CRE											
000		-											
=====													
54490		OTHER EMERGENCY MANAGEMENT											
263		HOMELAND SECURITY GRANT 2019											
101 54490 316		HOMELAND SECURITY GRANT 2019	0	0	0	77,735	0	0	0	0	0	0	0%
101 54490 ---			0	0	0	77,735	0	0	0	0	0	0	0%
264		HOMELAND SECURITY GRANT 2020											
101 54490 316		HOMELAND SECURITY GRANT 2020	0	0	0	0	0	7,517	7,517	0	128,000	120,483	6%
101 54490 ---			0	0	0	0	0	7,517	7,517	0	128,000	120,483	6%
299		HAZMAT PLANNING FY2022											
101 54490 312		CONTRACT W/PRIV AGENCIES HAZ	0	0	0	20,135	0	0	0	0	0	0	0%
101 54490 ---			0	0	0	20,135	0	0	0	0	0	0	0%
101 54490 ---			0	0	0	97,870	0	7,517	7,517	0	128,000	120,483	6%
=====													
54610		COUNTY MEDICAL EXAMINER											
000		-											
101 54610 309		CONTRACT W/ GOVT AGENCIES	0	73,960	73,960	290,618	72,655	147,919	75,265	0	300,325	152,406	49%
101 54610 ---			0	73,960	73,960	290,618	72,655	147,919	75,265	0	300,325	152,406	49%
101 54610 ---			0	73,960	73,960	290,618	72,655	147,919	75,265	0	300,325	152,406	49%
=====													

Fnd	Acct	Obj	Account Level Description	December 2021-22	December 2022-23	MONTHLY DIFFERENCE	2021-22 TOTAL EXP	2021-22 YTD	2022-23 YTD	YTD DIFFERENCE	2022-23 OPEN POS	2022-23 BUDGET	REMAINING BUDGET	% BUDGET USED
101			GENERAL FUND											
54900			OTHER PUBLIC SAFETY											
000			-											
101	54900	105	SUPERVISOR'DIRECTOR	504	529	25	6,073	2,768	3,428	660	0	6,908	3,480	50%
101	54900	201	SOCIAL SECURITY	31	33	2	377	172	213	41	0	430	217	49%
101	54900	204	PENSIONS	48	64	15	589	266	412	146	0	840	428	49%
101	54900	212	EMPLOYER MEDICARE	7	8	0	88	40	50	10	0	110	60	45%
101	54900	316	CONTRIBUTIONS(E911)	0	0	0	975,000	487,500	537,500	50,000	0	1,085,000	547,500	50%
101	54900	---		590	634	42	982,127	490,746	541,603	50,857	0	1,093,288	551,685	50%
101	54900	---		590	634	42	982,127	490,746	541,603	50,857	0	1,093,288	551,685	50%
=====														
55110			LOCAL HEALTH CENTER											
000			-											
101	55110	131	MEDICAL PERSONNEL	13,677	18,086	4,409	216,058	101,035	116,618	15,583	0	237,227	120,609	49%
101	55110	162	CLERICAL PERSONNEL	13,352	14,202	851	175,959	85,041	96,258	11,217	0	187,670	91,412	51%
101	55110	166	CUSTODIAL PERSONNEL	1,683	1,767	84	21,960	10,923	11,444	521	0	23,776	12,333	48%
101	55110	169	PART'TIME PERSONNEL	2,035	0	-2,035	12,994	12,951	0	-12,951	0	0	0	0%
101	55110	188	BONUS PAYMENTS	0	0	0	10,803	10,803	0	-10,803	0	0	0	0%
101	55110	189	OTHER SALARIES AND WAGES	2,585	0	-2,585	33,606	16,774	9,510	-7,264	0	35,128	25,618	27%
101	55110	201	SOCIAL SECURITY	1,963	2,008	45	27,953	14,132	13,828	-304	0	32,223	18,395	43%
101	55110	204	PENSIONS	2,675	4,097	1,422	36,177	17,422	26,933	9,511	0	58,208	31,275	46%
101	55110	205	EMPLOYEE AND DEPENDENT INSUR	9,229	10,432	1,203	111,782	52,074	68,425	16,351	0	134,228	65,803	51%
101	55110	212	EMPLOYER MEDICARE	459	470	10	6,537	3,305	3,234	-71	0	7,545	4,311	43%
101	55110	307	COMMUNICATION (HEALTH DEPT)	653	1,129	477	12,112	7,038	5,874	-1,165	0	12,000	6,126	49%
101	55110	309	CONTR.W'GOV.AG.(SUPPLE.PAY)	0	0	0	0	0	0	0	0	17,400	17,400	0%
101	55110	312	CONTRACTS - PRIVATE AGENCIES	195	343	148	3,748	1,474	1,394	-80	2,307	3,700	0	100%
101	55110	320	DUES AND MEMBERSHIPS	200	0	-200	200	200	0	-200	0	380	380	0%
101	55110	328	JANITORIAL SERVICES	1,240	0	-1,240	14,894	6,109	3,780	-2,329	10,720	14,500	0	100%
101	55110	330	OPERATING LEASE PAYMENTS	0	0	0	19,141	0	0	0	19,200	19,200	0	100%
101	55110	333	Licenses	0	0	0	150	0	0	0	0	0	0	0%
101	55110	334	MAINTENANCE AGREEMENTS	2,439	1,722	-716	27,926	18,491	18,459	-33	13,638	31,940	-157	100%
101	55110	335	MAINTENANCE & REPAIR - BLDGS	180	195	15	4,877	551	766	215	1,130	2,200	304	86%
101	55110	336	MAINTENANCE & REPAIR - EQUIP	929	0	-929	16,135	4,581	20,499	15,918	7,276	30,800	3,025	90%
101	55110	347	PEST CONTROL (HEALTH DEPT)	0	0	0	182	182	230	48	270	500	0	100%
101	55110	348	POSTAL CHARGES (HEALTH DEPT)	0	0	0	5,000	3,000	5,000	2,000	0	5,000	0	100%
101	55110	349	PRINTING	0	0	0	0	0	0	0	0	1,000	1,000	0%

Fnd	Acct	Obj	Account Level Description	December 2021-22	December 2022-23	MONTHLY DIFFERENCE	2021-22 TOTAL EXP	2021-22 YTD	2022-23 YTD	YTD DIFFERENCE	2022-23 OPEN POS	2022-23 BUDGET	REMAINING BUDGET	% BUDGET USED
101			GENERAL FUND											
55110			LOCAL HEALTH CENTER											
000			-											
101	55110	350	INTERNET CONNECTIVITY	0	-275	-275	0	0	-1,100	-1,100	0	0	1,100	0%
101	55110	351	RENTALS (HEALTH DEPT)	884	999	115	15,388	7,301	5,648	-1,652	5,726	11,200	-174	102%
101	55110	351	DISCOUNTS TAKEN	0	-3	-3	-29	0	-17	-17	0	0	17	0%
101	55110	355	TRAVEL (HEALTH DEPT)	21	0	-21	1,534	327	84	-243	0	2,000	1,916	4%
101	55110	359	DISPOSAL FEES	0	0	0	0	0	0	0	0	100	100	0%
101	55110	399	OTHER CONTRACTED SERVICES	375	7,500	7,125	16,425	7,925	27,196	19,271	15,397	97,781	55,189	44%
101	55110	410	CUSTODIAL SUPP (HEALTH DEPT)	776	0	-776	8,905	3,797	1,843	-1,953	0	1,844	1	100%
101	55110	413	DRUGS & MEDICAL SUPP (HEALTH	2,243	3,009	766	36,992	13,394	10,342	-3,052	846	51,000	39,812	22%
101	55110	414	DUPLICATING SUPPLIES	0	0	0	0	0	0	0	2,000	2,000	0	100%
101	55110	415	ELECTRICITY (HEALTH DEPT)	3,615	4,212	597	53,149	22,391	27,278	4,887	0	51,000	23,722	53%
101	55110	434	NATURAL GAS	461	233	-228	4,946	645	503	-143	0	3,200	2,697	16%
101	55110	435	OFFICE SUPPLIES (HEALTH DEPT)	85	0	-85	8,324	1,883	4,265	2,382	53	12,000	7,682	36%
101	55110	454	WATER & SEWER (HEALTH DEPT)	728	1,029	301	11,912	4,904	6,055	1,151	0	13,000	6,945	47%
101	55110	499	OTHER SUPP & MATERI (HEALTH	0	0	0	1,000	194	623	429	2,377	3,000	0	100%
101	55110	502	BUILDING AND CONTENTS INSURA	0	0	0	9,325	9,325	11,140	1,815	0	9,000	-2,140	124%
101	55110	506	LIABILITY INSURANCE	0	550	550	6,291	5,048	5,840	792	0	7,110	1,270	82%
101	55110	513	WORKMEN'S COMPENSATION INSUR	0	0	0	3,418	3,261	4,924	1,663	0	4,924	0	100%
101	55110	530	FINES, ASSESSMENTS, PENALTIE	17	32	15	72	72	54	-18	0	0	-54	0%
101	55110	711	FURNITURE AND FIXTURES	0	0	0	3,099	3,099	2,671	-428	0	3,000	329	89%
101	55110	712	HVAC SYSTEM	0	0	0	15,750	0	0	0	0	0	0	0%
101	55110	---		62,699	71,737	9,040	954,695	449,652	509,601	59,948	80,940	1,126,784	536,246	52%
825			HEALTH DGA GRANT											
101	55110	162	CLERICAL PERSONNEL	15,197	13,106	-2,091	181,389	90,698	81,816	-8,882	0	202,357	120,541	40%
101	55110	188	BONUS PAYMENTS/HEALTH DGA GR	0	0	0	11,831	11,831	0	-11,831	0	0	0	0%
101	55110	189	OTHER SALARIES AND WAGES	20,916	22,934	2,017	284,189	138,925	144,854	5,929	0	457,745	312,891	32%
101	55110	201	SOCIAL SECURITY	2,087	2,118	31	27,843	14,081	13,287	-793	0	40,967	27,680	32%
101	55110	204	PENSIONS	3,129	3,569	440	39,961	19,198	25,294	6,096	0	79,410	54,116	32%
101	55110	205	EMPLOYEE AND DEPENDENT INSUR	14,751	11,944	-2,808	168,199	86,655	75,650	-11,005	0	299,717	224,067	25%
101	55110	212	EMPLOYER MEDICARE	488	495	7	6,512	3,293	3,107	-186	0	9,581	6,474	32%
101	55110	299	OTHER FRINGE BENEFITS	0	0	0	180	135	123	-12	0	0	-123	0%
101	55110	355	TRAVEL (HEALTH DEPT)	55	151	96	986	484	1,524	1,040	0	15,000	13,476	10%
101	55110	356	TUITION (HEALTH DEPT)	0	0	0	0	0	510	510	0	0	-510	0%
101	55110	399	OTHER CONTRACTED SERVICES	0	0	0	0	0	0	0	0	100	100	0%

Fnd Acct	Obj	Account Level Description	December 2021-22	December 2022-23	MONTHLY DIFFERENCE	2021-22 TOTAL EXP	2021-22 YTD	2022-23 YTD	YTD DIFFERENCE	2022-23 OPEN POS	2022-23 BUDGET	REMAINING BUDGET	% BUDGET USED
101		GENERAL FUND											
55110		LOCAL HEALTH CENTER											
825		HEALTH DGA GRANT											
101 55110 499		HEALTH DGA GRANT	0	0	0	75	75	0	-75	0	0	0	0%
101 55110 506		LIABILITY INSURANCE	0	0	0	222	111	0	-111	0	7,600	7,600	0%
101 55110 ---			56,623	54,317	-2,308	721,387	365,486	346,165	-19,320	0	1,112,477	766,312	31%
833		HEALTH CHRONIC DISEASE											
101 55110 169		HEALTH CHRONIC DISEASE	1,480	1,650	170	19,162	9,260	10,558	1,298	0	26,825	16,267	39%
101 55110 188		BONUS PAYMENTS/HEALTH CDC GR	0	0	0	631	631	0	-631	0	0	0	0%
101 55110 201		HEALTH CHRONIC DISEASE	92	102	11	1,227	613	655	41	0	1,600	945	41%
101 55110 212		HEALTH CHRONIC DISEASE	21	24	2	287	143	153	10	0	375	222	41%
101 55110 499		HEALTH CHRONIC DISEASE	0	83	83	5,000	0	515	515	985	1,500	0	100%
101 55110 ---			1,593	1,859	266	26,307	10,647	11,881	1,233	985	30,300	17,434	42%
101 55110 ---			120,915	127,913	6,998	1,702,389	825,785	867,647	41,861	81,925	2,269,561	1,319,992	42%
=====													
55120		RABIES AND ANIMAL CONTROL											
000		-											
101 55120 316		CONTRIBUTIONS	0	0	0	250,000	125,000	125,000	0	0	250,000	125,000	50%
101 55120 ---			0	0	0	250,000	125,000	125,000	0	0	250,000	125,000	50%
101 55120 ---			0	0	0	250,000	125,000	125,000	0	0	250,000	125,000	50%
=====													
55130		AMBULANCE/EMERGENCY MEDICAL SE											
000		-											
101 55130 316		CONTRIBUTIONS	155,997	168,479	12,482	1,871,753	935,894	1,179,356	243,461	0	2,021,753	842,397	58%
101 55130 ---			155,997	168,479	12,482	1,871,753	935,894	1,179,356	243,461	0	2,021,753	842,397	58%
101 55130 ---			155,997	168,479	12,482	1,871,753	935,894	1,179,356	243,461	0	2,021,753	842,397	58%
=====													

Fnd Acct	Obj	Account Level Description	December 2021-22	December 2022-23	MONTHLY DIFFERENCE	2021-22 TOTAL EXP	2021-22 YTD	2022-23 YTD	YTD DIFFERENCE	2022-23 OPEN POS	2022-23 BUDGET	REMAINING BUDGET	% BUDGET USED
101		GENERAL FUND											
55170		ALCOHOL AND DRUG PROGRAM											
244		OPIOID SETTLEMENT PAYMENTS											
101 55170 316		CONTRIBUTIONS - OPIOID FUNDS	0	1,700,000	1,700,000	0	0	1,700,000	1,700,000	0	3,940,000	2,240,000	43%
101 55170 ---			0	1,700,000	1,700,000	0	0	1,700,000	1,700,000	0	3,940,000	2,240,000	43%
101 55170 ---			0	1,700,000	1,700,000	0	0	1,700,000	1,700,000	0	3,940,000	2,240,000	43%
=====													
55310		REGIONAL MENTAL HEALTH CENTER											
000		-											
101 55310 316		CONTRIBUTIONS	0	0	0	17,000	8,500	8,500	0	0	17,000	8,500	50%
101 55310 ---			0	0	0	17,000	8,500	8,500	0	0	17,000	8,500	50%
101 55310 ---			0	0	0	17,000	8,500	8,500	0	0	17,000	8,500	50%
=====													
55510		GENERAL WELFARE ASSISTANCE											
000		-											
101 55510 341		PAUPER BURIALS	1,200	1,800	600	37,800	13,800	9,600	-4,200	0	30,000	20,400	32%
101 55510 ---			1,200	1,800	600	37,800	13,800	9,600	-4,200	0	30,000	20,400	32%
101 55510 ---			1,200	1,800	600	37,800	13,800	9,600	-4,200	0	30,000	20,400	32%
=====													
55720		SANITATION EDUCATION/INFORMATI											
000		-											
101 55720 189		OTHER SALARIES & WAGES	3,608	4,054	446	29,680	21,659	24,326	2,668	0	35,920	11,594	68%
101 55720 201		SOCIAL SECURITY	209	236	27	1,850	1,261	1,422	161	0	2,230	808	64%
101 55720 204		PENSIONS	347	488	141	2,850	2,064	2,926	862	0	4,330	1,404	68%
101 55720 205		EMPLOYEE AND DEPENDENT INSUR	1,643	1,774	131	0	9,035	9,758	723	0	21,300	11,542	46%
101 55720 212		EMPLOYER MEDICARE	49	55	6	440	295	332	38	0	530	198	63%
101 55720 302		ADVERTISING	0	0	0	27,335	14,300	15,000	700	0	28,000	13,000	54%
101 55720 355		TRAVEL	0	0	0	409	0	0	0	0	0	0	0%
101 55720 499		OTHER SUPPLIES & MATERIALS	0	0	0	8,757	0	0	0	0	9,300	9,300	0%
101 55720 513		WORKMAN'S COMPENSATION INSUR	0	0	0	0	0	554	554	0	560	6	99%

Fnd	Acct	Obj	Account Level Description	December 2021-22	December 2022-23	MONTHLY DIFFERENCE	2021-22 TOTAL EXP	2021-22 YTD	2022-23 YTD	YTD DIFFERENCE	2022-23 OPEN POS	2022-23 BUDGET	REMAINING BUDGET	% BUDGET USED
101			GENERAL FUND											
55720			SANITATION EDUCATION/INFORMATI											
000			-											

101	55720	---		5,856	6,607	751	71,321	48,614	54,318	5,706	0	102,170	47,852	53%
101	55720	---		5,856	6,607	751	71,321	48,614	54,318	5,706	0	102,170	47,852	53%
=====														
56100			ADULT ACTIVITIES											
000			-											
101	56100	316	CONTRIBUTIONS	0	0	0	121,000	41,500	60,500	19,000	0	121,000	60,500	50%
101	56100	---		0	0	0	121,000	41,500	60,500	19,000	0	121,000	60,500	50%
101	56100	---		0	0	0	121,000	41,500	60,500	19,000	0	121,000	60,500	50%
=====														
56500			LIBRARIES											
000			-											
101	56500	103	ASSISTANT(S)	5,411	5,316	-95	70,911	34,916	39,735	4,818	0	90,327	50,592	44%
101	56500	105	SUPERVISOR/DIRECTOR	4,391	4,615	224	57,296	28,499	29,888	1,389	0	60,231	30,343	50%
101	56500	106	DEPUTY(IES)	10,254	13,656	3,402	151,250	74,269	83,681	9,412	0	180,528	96,847	46%
101	56500	166	CUSTODIAL PERSONNEL	1,005	1,276	271	10,001	6,257	5,804	-453	0	16,588	10,784	35%
101	56500	169	PART'TIME PERSONNEL	5,754	8,476	2,721	98,398	47,588	57,691	10,102	0	118,650	60,959	49%
101	56500	188	BONUS PAYMENTS	0	0	0	9,814	9,814	0	-9,814	0	0	0	0%
101	56500	201	SOCIAL SECURITY	1,616	1,996	379	23,756	12,046	13,015	969	0	28,920	15,905	45%
101	56500	204	PENSIONS	1,743	2,401	658	25,663	12,758	16,812	4,054	0	41,840	25,028	40%
101	56500	205	EMPLOYEE AND DEPENDENT INSUR	3,707	6,664	2,958	62,436	30,453	34,603	4,150	0	71,800	37,197	48%
101	56500	212	EMPLOYER MEDICARE	378	467	89	5,556	2,817	3,044	226	0	6,770	3,726	45%
101	56500	307	COMMUNICATION	237	392	155	2,337	1,176	1,187	10	0	2,835	1,648	42%
101	56500	312	CONTRACTS WITH PRIVATE AGENC	210	201	-9	13,716	6,985	798	-6,186	13,552	14,700	350	98%
101	56500	317	DATA PROCESSING SERVICES	0	20	20	1,504	0	174	174	1,631	1,850	45	98%
101	56500	333	LICENSES	0	474	474	745	745	1,803	1,058	21	1,750	-74	104%
101	56500	334	MAINTENANCE AGREEMENTS	2,640	246	-2,394	16,741	8,103	8,486	383	8,701	18,500	1,313	93%
101	56500	335	MAINTENANCE & REPAIR - BLDGS	225	459	234	6,128	2,195	3,739	1,544	4,211	8,000	50	99%
101	56500	347	PEST CONTROL	0	0	0	550	160	340	180	360	700	0	100%
101	56500	348	POSTAL CHARGES	0	0	0	-388	500	27	-473	500	500	-27	105%
101	56500	350	INTERNET CONNECTIVITY	241	241	0	3,366	1,749	1,564	-184	0	2,880	1,316	54%

Fnd	Acct	Obj	Account Level Description	December 2021-22	December 2022-23	MONTHLY DIFFERENCE	2021-22 TOTAL EXP	2021-22 YTD	2022-23 YTD	YTD DIFFERENCE	2022-23 OPEN POS	2022-23 BUDGET	REMAINING BUDGET	% BUDGET USED
101			GENERAL FUND											
56500			LIBRARIES											
000			--											
101	56500	351	RENTALS	375	375	0	4,575	1,950	1,875	-75	2,625	4,500	0	100%
101	56500	356	TUITION	0	0	0	0	0	20	20	0	0	-20	0%
101	56500	359	DISPOSAL FEES	30	30	0	30	30	30	0	0	30	0	100%
101	56500	410	CUSTODIAL SUPPLIES	0	293	293	2,257	1,287	1,252	-36	545	3,000	1,204	60%
101	56500	411	DATA PROCESSING SUPPLIES	0	0	0	3,573	900	27	-873	1,400	1,468	41	97%
101	56500	415	ELECTRICITY	1,303	1,963	659	18,168	7,163	9,224	2,062	0	18,000	8,776	51%
101	56500	432	LIBRARY BOOKS	4,865	8,245	3,380	70,165	23,918	35,041	11,123	20,089	63,000	7,871	88%
101	56500	434	NATURAL GAS	253	282	29	1,810	643	747	104	0	1,300	553	57%
101	56500	435	OFFICE SUPPLIES	498	345	-153	4,205	1,613	1,230	-383	13	3,465	2,222	36%
101	56500	437	PERIODICALS	0	0	0	3,671	354	465	111	3,271	4,400	664	85%
101	56500	454	WATER AND SEWER	147	163	16	2,037	917	894	-22	0	2,000	1,106	45%
101	56500	471	SOFTWARE	0	0	0	75	0	0	0	1,555	2,200	645	71%
101	56500	499	OTHER SUPPLIES AND MATERIALS	769	0	-769	4,774	2,023	3,962	1,939	531	5,335	843	84%
101	56500	499	DISCOUNTS TAKEN	0	0	0	-59	0	-71	-71	0	0	71	0%
101	56500	502	BUILDING AND CONTENTS INSURA	0	0	0	2,513	2,513	2,940	427	0	2,513	-427	117%
101	56500	506	LIABILITY INSURANCE	0	0	0	2,674	2,674	2,863	189	0	3,022	159	95%
101	56500	513	WORKMAN'S COMPENSATION INSUR	0	0	0	0	0	797	797	0	800	3	100%
101	56500	530	FINES, ASSESSMENTS, PENALTIE	0	0	0	6	6	0	-6	0	0	0	0%
101	56500	711	FURNITURE AND FIXTURES	0	0	0	2,463	0	0	0	0	200	200	0%
101	56500	799	OTHER CAPITAL OUTLAY	0	0	0	3,560	0	0	0	0	0	0	0%
101	56500	---		46,052	58,596	12,542	686,277	327,021	363,687	36,665	59,005	782,602	359,913	54%
170			CITY OF JOHNSON CITY											
101	56500	316	JC/WASH COUNTY PUBLIC LIBRAR	0	0	0	127,000	63,500	63,500	0	0	127,000	63,500	50%
101	56500	---		0	0	0	127,000	63,500	63,500	0	0	127,000	63,500	50%
757			LIBRARY ARCHIVE GRANT											
101	56500	168	TEMP PERSONNEL - ARCHIVE GRA	0	0	0	1,160	0	0	0	0	0	0	0%
101	56500	201	SOCIAL SECURITY - ARCHIVE GR	0	0	0	72	0	0	0	0	0	0	0%
101	56500	212	EMPLOYER MEDICARE - ARCHIVE	0	0	0	17	0	0	0	0	0	0	0%
101	56500	---		0	0	0	1,249	0	0	0	0	0	0	0%

Account Level		December	December	MONTHLY	2021-22	2021-22	2022-23	YTD	2022-23	2022-23	REMAINING	% BUDGET
Fnd Acct	Obj Description	2021-22	2022-23	DIFFERENCE	TOTAL EXP	YTD	YTD	DIFFERENCE	OPEN POS	BUDGET	BUDGET	USED
101	GENERAL FUND											
56500	LIBRARIES											
758	21-22 TECH EQUIP (IMLS)											
101 56500 471	SOFTWARE (IMLS)	0	0	0	1,544	0	0	0	0	0	0	0%
101 56500 499	OTHER SUPPLIES/MTLS (IMLS)	0	0	0	20,139	0	0	0	0	0	0	0%
101 56500 709	DATA PROCESSING EQ (IMLS)	0	0	0	9,741	0	0	0	0	0	0	0%
101 56500 ---		0	0	0	31,424	0	0	0	0	0	0	0%
759	West End Senior Foundation Tec											
101 56500 312	CONTRACTS - PRIVATE AGENCIES	0	150	150	0	0	150	150	0	500	350	30%
101 56500 355	TRAVEL	0	0	0	0	0	0	0	0	300	300	0%
101 56500 499	OTHER SUPPLIES AND MATERIALS	0	31	31	0	0	116	116	15	200	69	65%
101 56500 709	DATA PROCESSING EQUIPMENT	0	0	0	0	0	3,072	3,072	0	3,680	608	83%
101 56500 ---		0	181	181	0	0	3,338	3,338	15	4,680	1,327	72%
760	LIBRARY LTSA COMPUTER FY23											
101 56500 709	DATA PROCESSING EQ LTSA GRAN	0	0	0	0	0	0	0	0	1,664	1,664	0%
101 56500 ---		0	0	0	0	0	0	0	0	1,664	1,664	0%
101 56500 ---		46,052	58,777	12,723	845,950	390,521	430,525	40,003	59,020	915,946	426,404	53%
56900	OTHER SOCIAL, CULTURAL & RECRE											
000												
101 56900 316	CONTRIBUTIONS	0	0	0	115,000	57,500	65,000	7,500	0	115,000	50,000	57%
101 56900 ---		0	0	0	115,000	57,500	65,000	7,500	0	115,000	50,000	57%
101 56900 ---		0	0	0	115,000	57,500	65,000	7,500	0	115,000	50,000	57%

Fnd	Acct	Obj	Account Level Description	December 2021-22	December 2022-23	MONTHLY DIFFERENCE	2021-22 TOTAL EXP	2021-22 YTD	2022-23 YTD	YTD DIFFERENCE	2022-23 OPEN POS	2022-23 BUDGET	REMAINING BUDGET	% BUDGET USED
101			GENERAL FUND											
57100			AGRICULTURAL EXTENSION SERVICE											
000			-											
101	57100	309	CONTRACTS WITH GOVERNMENT AG	0	0	0	407,020	102,129	103,339	1,210	0	443,323	339,984	23%
101	57100	312	CONTRACTS - PRIVATE AGENCIES	10	60	50	338	107	251	143	99	520	170	67%
101	57100	320	DUES AND MEMBERSHIPS	0	0	0	765	720	635	-85	0	900	265	71%
101	57100	334	MAINTENANCE AGREEMENTS	0	0	0	886	816	129	-687	2,341	2,700	230	91%
101	57100	335	MAINTENANCE & REPAIR - BLDGS	0	0	0	2,359	1,371	1,434	63	0	2,000	566	72%
101	57100	347	PEST CONTROL	0	0	0	600	550	550	0	0	600	50	92%
101	57100	347	DISCOUNTS TAKEN	0	0	0	-50	0	0	0	0	0	0	0%
101	57100	350	INTERNET CONNECTIVITY	421	239	-181	4,466	2,533	1,436	-1,098	0	2,000	565	72%
101	57100	351	RENTALS	376	206	-170	8,077	3,469	3,908	439	1,781	7,680	1,991	74%
101	57100	351	DISCOUNTS TAKEN	0	-1	-1	-15	0	-10	-10	0	0	10	0%
101	57100	355	TRAVEL	723	708	-16	9,115	3,692	4,913	1,221	0	12,000	7,087	41%
101	57100	356	TUITION	0	0	0	90	50	0	-50	0	600	600	0%
101	57100	410	CUSTODIAL SUPPLIES	0	0	0	496	0	599	599	0	800	201	75%
101	57100	411	DATA PROCESSING SUPPLIES	0	0	0	417	0	302	302	0	4,000	3,698	8%
101	57100	415	ELECTRICITY	160	158	-3	2,467	985	1,306	321	0	2,800	1,494	47%
101	57100	434	NATURAL GAS	148	133	-16	1,086	333	323	-10	0	1,100	777	29%
101	57100	435	OFFICE SUPPLIES	0	226	226	2,500	1,243	1,372	129	59	3,500	2,070	41%
101	57100	454	WATER & SEWER	51	53	1	624	276	227	-49	0	1,200	973	19%
101	57100	499	OTHER SUPP & MATERIALS	0	0	0	1,454	-24	0	24	98	5,400	5,302	2%
101	57100	502	BUILDING AND CONTENTS INSURA	0	0	0	511	511	611	100	0	600	-11	102%
101	57100	511	INSURANCE-VEHICLE/EQUIP	0	0	0	11	11	12	1	0	0	-12	0%
101	57100	530	FINES, ASSESSMENTS, PENALTIE	0	0	0	66	56	0	-56	0	0	0	0%
101	57100	709	DATA PROCESSING EQUIPMENT	0	0	0	2,941	0	0	0	0	0	0	0%
101	57100	---		1,889	1,782	-110	446,224	118,828	121,337	2,507	4,378	491,723	366,010	26%
101	57100	---		1,889	1,782	-110	446,224	118,828	121,337	2,507	4,378	491,723	366,010	26%
=====														
57300			FOREST SERVICE											
000			-											
101	57300	326	FOREST RESOURCE SERVICES	0	0	0	1,500	1,500	1,500	0	0	1,500	0	100%
101	57300	---		0	0	0	1,500	1,500	1,500	0	0	1,500	0	100%
101	57300	---		0	0	0	1,500	1,500	1,500	0	0	1,500	0	100%
=====														

Account Level		December	December	MONTHLY	2021-22	2021-22	2022-23	YTD	2022-23	2022-23	REMAINING	% BUDGET
Fnd Acct	Obj Description	2021-22	2022-23	DIFFERENCE	TOTAL EXP	YTD	YTD	DIFFERENCE	OPEN POS	BUDGET	BUDGET	USED
101	GENERAL FUND											
57500	SOIL CONSERVATION											
000	-											
101 57500 188	BONUS PAYMENTS	0	0	0	935	935	0	-935	0	0	0	0%
101 57500 189	OTHER SALARIES & WAGES	9,696	10,181	485	113,115	47,646	65,933	18,286	0	132,859	66,926	50%
101 57500 201	SOCIAL SECURITY	575	600	24	6,735	2,858	3,898	1,040	0	8,240	4,342	47%
101 57500 204	PENSIONS	621	1,225	604	8,957	3,958	7,932	3,974	0	15,990	8,058	50%
101 57500 205	EMPLOYEE AND DEPENDENT INSUR	2,424	3,285	861	32,797	14,545	19,712	5,167	0	39,500	19,788	50%
101 57500 212	EMPLOYER MEDICARE	135	140	6	1,575	668	912	243	0	1,930	1,018	47%
101 57500 299	OTHER FRINGE BENEFITS	0	0	0	21	0	0	0	0	0	0	0%
101 57500 316	CONTRIBUTIONS	0	0	0	18,390	0	-18,390	-18,390	0	0	18,390	0%
101 57500 513	WORKMAN'S COMPENSATION INSUR	0	0	0	0	0	2,217	2,217	0	2,220	4	100%
101 57500 ---		13,451	15,431	1,980	182,525	70,610	82,214	11,602	0	200,739	118,526	41%
620	NASCD GRANTS											
101 57500 189	GRANT FUNDED SALARY	0	0	0	6,105	7,028	0	-7,028	0	0	0	0%
101 57500 201	GRANT FUNDED SOCIAL SECURITY	0	0	0	360	413	0	-413	0	0	0	0%
101 57500 204	PENSIONS	0	0	0	488	577	0	-577	0	0	0	0%
101 57500 205	EMPLOYEE INS - NASCD GRANTS	0	0	0	3,285	3,285	0	-3,285	0	0	0	0%
101 57500 212	GRANT FUNDED MEDICARE	0	0	0	84	97	0	-97	0	0	0	0%
101 57500 ---		0	0	0	10,322	11,400	0	-11,400	0	0	0	0%
101 57500 ---		13,451	15,431	1,980	192,847	82,010	82,214	202	0	200,739	118,526	41%
57800	STORM WATER MANAGEMENT											
000	-											
101 57800 312	CONTRACTS - PRIVATE AGENCIES	0	0	0	26,770	0	0	0	0	0	0	0%
101 57800 321	ENGINEERING SERVICES	2,000	2,000	0	30,000	8,000	10,000	2,000	20,000	30,000	0	100%
101 57800 333	LICENSES (STORM WATER MGT)	0	3,460	3,460	3,460	0	3,460	3,460	0	3,500	40	99%
101 57800 ---		2,000	5,460	3,460	60,230	8,000	13,460	5,460	20,000	33,500	40	100%
101 57800 ---		2,000	5,460	3,460	60,230	8,000	13,460	5,460	20,000	33,500	40	100%

Account Level		December	December	MONTHLY	2021-22	2021-22	2022-23	YTD	2022-23	2022-23	REMAINING	% BUDGET		
Fnd	Acct	Obj	Description	2021-22	2022-23	DIFFERENCE	TOTAL EXP	YTD	YTD	DIFFERENCE	OPEN POS	BUDGET	BUDGET	USED
101			GENERAL FUND											
57900			OTHER AGRICULTURE & NATURAL RE											
000			-											
101	57900	316	OTHER AG CONTRIBUTIONS	0	0	0	2,500	0	0	0	0	2,500	2,500	0%
101	57900	599	OTHER AGRICULTURE CHARGES	0	0	0	2,580	0	0	0	0	2,500	2,500	0%
101	57900	---		0	0	0	5,080	0	0	0	0	5,000	5,000	0%
101	57900	---		0	0	0	5,080	0	0	0	0	5,000	5,000	0%
=====														
58110			TOURISM											
000			-											
101	58110	316	CONTRIBUTIONS	0	0	0	7,000	7,000	10,000	3,000	0	10,000	0	100%
101	58110	---		0	0	0	7,000	7,000	10,000	3,000	0	10,000	0	100%
101	58110	---		0	0	0	7,000	7,000	10,000	3,000	0	10,000	0	100%
=====														
58190			OTHER ECOMIC AND COMMUNITY D											
000			-											
101	58190	309	CONTRACTS WITH GOVERNMENT AG	0	0	0	477,302	0	0	0	0	490,000	490,000	0%
101	58190	316	ECONOMIC DEVELOPMENT CONTRIB	0	0	0	189,062	104,062	115,609	11,547	0	191,656	76,048	60%
101	58190	399	OTHER CONTRACTED SERVICES	0	0	0	0	0	0	0	0	65,000	65,000	0%
101	58190	599	WORK KEYS TESTING	0	0	0	3,421	0	0	0	0	30,000	30,000	0%
101	58190	---		0	0	0	669,785	104,062	115,609	11,547	0	776,656	661,048	15%
102			WASHINGTON COUNTY IND PARK											
101	58190	331	LEGAL SERVICES-IND PARK	0	7,048	7,048	3,672	3,284	7,048	3,764	0	0	-7,048	0%
101	58190	---		0	7,048	7,048	3,672	3,284	7,048	3,764	0	0	-7,048	0%

Fnd	Acct	Obj	Account Level Description	December 2021-22	December 2022-23	MONTHLY DIFFERENCE	2021-22 TOTAL EXP	2021-22 YTD	2022-23 YTD	YTD DIFFERENCE	2022-23 OPEN POS	2022-23 BUDGET	REMAINING BUDGET	% BUDGET USED
101			GENERAL FUND											
58190			OTHER ECONOMIC AND COMMUNITY D											
401			WCIP EXPANSION-37 ACRES 2022											
101	58190	361	PERMITS-37 ACRE WCIP EXPANSI	0	0	0	5,500	0	0	0	0	0	0	0%
101	58190	---		0	0	0	5,500	0	0	0	0	0	0	0%
431			WCIP 37 ACRE DEVELOPMENT 2022											
101	58190	724	SITE DEVELOPMENT WCIP 37 ACR	0	118,189	118,189	30,000	0	119,189	119,189	965,866	1,414,500	329,445	77%
101	58190	---		0	118,189	118,189	30,000	0	119,189	119,189	965,866	1,414,500	329,445	77%
101	58190	---		0	125,237	125,237	708,957	107,346	241,846	134,500	965,866	2,191,156	983,445	55%
=====														
58220			AIRPORT											
000			--											
101	58220	316	CONTRIBUTION - TCAA FTZ	0	0	0	18,730	9,365	0	-9,365	0	19,987	19,987	0%
101	58220	630	TCAA FINANCIAL GUARANTEE	559,493	0	-559,493	559,493	559,493	0	-559,493	0	0	0	0%
101	58220	---		559,493	0	-559,493	578,223	568,858	0	-568,858	0	19,987	19,987	0%
101	58220	---		559,493	0	-559,493	578,223	568,858	0	-568,858	0	19,987	19,987	0%
=====														
58300			VETERANS' SERVICES											
000			--											
101	58300	189	OTHER SALARIES & WAGES	0	2,693	2,693	2,962	0	17,569	17,569	0	35,140	17,571	50%
101	58300	201	SOCIAL SECURITY	0	164	164	184	0	1,076	1,076	0	2,180	1,104	49%
101	58300	204	PENSIONS	0	0	0	0	0	0	0	0	4,330	4,330	0%
101	58300	212	EMPLOYER MEDICARE	0	38	38	43	0	252	252	0	510	258	49%
101	58300	302	ADVERTISING	0	0	0	0	0	0	0	0	400	400	0%
101	58300	307	COMMUNICATION	42	84	41	561	268	317	49	0	1,200	883	26%
101	58300	312	CONTRACTS - PRIVATE AGENCIES	14	0	-14	57	19	46	27	54	100	0	100%
101	58300	317	DATA PROCESSING SERVICES	0	0	0	449	449	931	482	0	1,400	469	67%
101	58300	320	VSO DUES	0	0	0	0	0	25	25	0	500	475	5%
101	58300	348	POSTAL CHARGES	0	8	8	32	6	22	16	0	600	578	4%
101	58300	349	PRINTING, STATIONERY AND FOR	0	0	0	0	0	0	0	0	500	500	0%

Fnd	Acct	Obj	Account Level Description	December 2021-22	December 2022-23	MONTHLY DIFFERENCE	2021-22 TOTAL EXP	2021-22 YTD	2022-23 YTD	YTD DIFFERENCE	2022-23 OPEN POS	2022-23 BUDGET	REMAINING BUDGET	% BUDGET USED
101			GENERAL FUND											
58300			VETERANS' SERVICES											
000			--											
101	58300	355	TRAVEL	0	0	0	0	0	1,909	1,909	0	4,000	2,091	48%
101	58300	399	OTHER CONTRACTED SERVICES	4,150	4,482	332	49,800	24,900	26,892	1,992	0	53,900	27,008	50%
101	58300	435	OFFICE SUPPLIES	0	75	75	1,142	130	751	621	0	3,000	2,249	25%
101	58300	499	OTHER SUPPLIES AND MATERIALS	0	0	0	0	0	0	0	0	1,350	1,350	0%
101	58300	513	WORKMAN'S COMPENSATION INSUR	0	0	0	0	0	972	972	0	980	8	99%
101	58300	708	COMMUNICATION EQUIPMENT	0	0	0	0	0	30	30	0	0	-30	0%
101	58300	709	DATA PROCESSING EQUIPMENT	0	0	0	2,355	0	0	0	0	1,400	1,400	0%
101	58300	711	FURNITURE AND FIXTURES	0	0	0	0	0	0	0	0	1,500	1,500	0%
101	58300	---		4,206	7,544	3,337	57,585	25,772	50,792	25,020	54	112,990	62,144	45%
101	58300	---		4,206	7,544	3,337	57,585	25,772	50,792	25,020	54	112,990	62,144	45%
=====														
58500			CONTRIBUTIONS TO OTHER AGENCIE											
000			--											
101	58500	316	CONTRIBUTIONS	0	0	0	40,500	31,500	0	-31,500	0	40,500	40,500	0%
101	58500	---		0	0	0	40,500	31,500	0	-31,500	0	40,500	40,500	0%
101	58500	---		0	0	0	40,500	31,500	0	-31,500	0	40,500	40,500	0%
=====														
58600			EMPLOYEE BENEFITS											
000			--											
101	58600	202	HANDLING CHARGES & ADMINISTR	2,449	0	-2,449	10,319	7,794	0	-7,794	0	0	0	0%
101	58600	206	LIFE INSURANCE	0	0	0	0	5,180	0	-5,180	0	0	0	0%
101	58600	210	UNEMPLOYMENT COMPENSATION	2,475	0	-2,475	0	8,333	0	-8,333	0	0	0	0%
101	58600	---		4,924	0	-4,924	10,319	21,307	0	-21,307	0	0	0	0%
101	58600	---		4,924	0	-4,924	10,319	21,307	0	-21,307	0	0	0	0%
=====														

Fnd	Acct	Obj	Account Level Description	December 2021-22	December 2022-23	MONTHLY DIFFERENCE	2021-22 TOTAL EXP	2021-22 YTD	2022-23 YTD	YTD DIFFERENCE	2022-23 OPEN POS	2022-23 BUDGET	REMAINING BUDGET	% BUDGET USED
101			GENERAL FUND											
58804			STATE CARES ACT FUNDING (1.9M)											
000			-											
101	58804	312	CONTRACTS - PRIVATE AGENCIES	0	0	0	225	225	0	-225	0	0	0	0%
101	58804	---		0	0	0	225	225	0	-225	0	0	0	0%
180			ASHE STREET REROOFING											
101	58804	799	ASHE STREET REROOFING	0	0	0	59,805	0	0	0	0	0	0	0%
101	58804	---		0	0	0	59,805	0	0	0	0	0	0	0%
101	58804	---		0	0	0	60,030	225	0	-225	0	0	0	0%
				=====	=====	=====	=====	=====	=====	=====	=====	=====	=====	=====
58807			CESF VIDEO ARRAIGNMENT GRANT											
242			CESF VIDEO ARRAIGNMENT GRANT											
101	58807	708	VIDEO ARRAIGNMENT EQUIPMENT	42,327	0	-42,327	87,031	87,031	0	-87,031	0	0	0	0%
101	58807	---		42,327	0	-42,327	87,031	87,031	0	-87,031	0	0	0	0%
101	58807	---		42,327	0	-42,327	87,031	87,031	0	-87,031	0	0	0	0%
				=====	=====	=====	=====	=====	=====	=====	=====	=====	=====	=====
58808			BJF FY20 CORONA VIRUS EMER SUP											
000			-											
101	58808	431	CORONA VIRUS/LAW ENFORCE SUP	0	10,481	10,481	0	0	23,683	23,683	12,624	0	-36,307	0%
101	58808	---		0	10,481	10,481	0	0	23,683	23,683	12,624	0	-36,307	0%
101	58808	---		0	10,481	10,481	0	0	23,683	23,683	12,624	0	-36,307	0%
				=====	=====	=====	=====	=====	=====	=====	=====	=====	=====	=====
58900			MISCELLANEOUS											
000			-											
101	58900	590	TRANSFERS TO OTHER FUNDS	0	0	0	161,462	0	0	0	0	0	0	0%
101	58900	---		0	0	0	161,462	0	0	0	0	0	0	0%

Fnd	Acct	Obj	Account Level Description	December 2021-22	December 2022-23	MONTHLY DIFFERENCE	2021-22 TOTAL EXP	2021-22 YTD	2022-23 YTD	YTD DIFFERENCE	2022-23 OPEN POS	2022-23 BUDGET	REMAINING BUDGET	% BUDGET USED
101			GENERAL FUND											
58900			MISCELLANEOUS											
021			LOCAL GOV DIRECT APPR GRANT											
101	58900	590	TRNS TO OTH FUNDS/LOCAL GOV	0	0	0	15,158	0	0	0	0	0	0	0%
101	58900	---		0	0	0	15,158	0	0	0	0	0	0	0%
101	58900	---		0	0	0	176,620	0	0	0	0	0	0	0%
101	-----	---		3,304,081	5,554,294	2,250,213	44,002,009	20,807,115	24,558,976	3,751,879	4,307,277	55,473,407	26,607,186	52%

Fnd	Acct	Obj	Account Level Description	December 2021-22	December 2022-23	MONTHLY DIFFERENCE	2021-22 TOTAL EXP	2021-22 YTD	2022-23 YTD	YTD DIFFERENCE	2022-23 OPEN POS	2022-23 BUDGET	REMAINING BUDGET	% BUDGET USED
116			SOLID WASTE/SANITATION											
55732			CONVENIENCE CENTERS											
000			-											
116	55732	105	SUPERVISOR'DIRECTOR	4,352	4,672	320	58,056	29,517	30,208	691	0	60,970	30,762	50%
116	55732	141	FOREMEN	0	0	0	27,842	9,526	7,957	-1,570	0	49,070	41,113	16%
116	55732	147	TRUCK DRIVERS	8,059	10,851	2,792	107,199	48,947	66,496	17,549	0	140,410	73,914	47%
116	55732	164	ATTENDANTS	20,912	28,813	7,901	306,779	138,722	182,534	43,812	0	365,233	182,700	50%
116	55732	169	PART'TIME PERSONNEL	4,247	5,806	1,559	52,355	28,904	32,576	3,671	0	112,410	79,834	29%
116	55732	188	BONUS PAYMENTS	0	0	0	12,836	12,836	0	-12,836	0	0	0	0%
116	55732	201	SOCIAL SECURITY	2,198	2,944	747	33,185	15,756	18,809	3,053	0	45,200	26,391	42%
116	55732	202	ADMINISTRATIVE FEES	26	27	1	110	83	75	-8	0	300	225	25%
116	55732	204	PENSIONS	2,927	5,026	2,098	40,155	18,298	28,522	10,224	0	74,070	45,548	39%
116	55732	205	EMPLOYEE AND DEPENDENT INSUR	13,076	15,431	2,355	175,191	86,669	93,255	6,586	0	220,100	126,845	42%
116	55732	206	LIFE INSURANCE	0	0	0	2,775	2,775	278	-2,497	0	1,200	922	23%
116	55732	212	EMPLOYER MEDICARE	514	689	175	7,761	3,685	4,399	714	0	10,560	6,161	42%
116	55732	307	COMMUNICATION	233	247	14	2,580	1,385	1,161	-223	0	2,940	1,779	40%
116	55732	308	CONSULTANTS	0	0	0	2,600	2,600	0	-2,600	0	3,000	3,000	0%
116	55732	312	CONTRACTS - PRIVATE AGENCIES	5	18	12	333	110	210	100	290	500	0	100%
116	55732	320	DUES AND MEMBERSHIPS	0	0	0	100	100	100	0	0	100	0	100%
116	55732	333	LICENSES	0	0	0	68	0	0	0	0	75	75	0%
116	55732	335	MAINTENANCE & REPAIR - BLDGS	0	0	0	0	0	0	0	0	8,000	8,000	0%
116	55732	336	MAINTENANCE & REPAIR - EQUIP	785	363	-422	23,532	18,631	18,021	-610	3,999	36,000	13,980	61%
116	55732	338	MAINTENANCE & REPAIR - VEHIC	0	3,380	3,380	26,333	4,947	10,154	5,207	6,846	40,000	23,000	43%
116	55732	340	MEDICAL AND DENTAL SERVICES	0	0	0	70	0	70	70	330	400	0	100%
116	55732	348	POSTAL CHARGES	36	0	-36	131	59	6	-53	0	100	94	6%
116	55732	350	INTERNET CONNECTIVITY	501	209	-292	5,588	2,566	1,123	-1,442	0	6,000	4,877	19%
116	55732	351	RENTALS	0	3,333	3,333	22,196	12,016	13,467	1,451	8,433	22,000	100	100%
116	55732	353	TOWING SERVICES	0	0	0	200	0	0	0	100	750	650	13%
116	55732	355	TRAVEL	0	44	44	370	370	359	-11	0	1,000	641	36%
116	55732	356	REGISTRATION FEES	0	0	0	100	100	100	0	0	400	300	25%
116	55732	359	DISPOSAL FEES	27,798	26,371	-1,427	350,732	155,139	138,807	-16,332	1,400	380,000	239,793	37%
116	55732	410	CUSTODIAL SUPPLIES	0	504	504	909	455	504	49	0	1,000	496	50%
116	55732	412	DIESEL FUEL	4,455	7,628	3,173	67,729	22,350	41,520	19,170	39,980	101,000	19,500	81%
116	55732	415	ELECTRICITY	850	1,339	489	9,664	3,935	4,866	931	0	10,000	5,134	49%
116	55732	418	EQUIPMENT AND MACHINERY PART	168	353	185	3,575	1,796	1,678	-118	6,600	11,000	2,722	75%
116	55732	418	DISCOUNTS TAKEN	0	0	0	0	0	0	0	0	0	0	0%
116	55732	424	GARAGE SUPPLIES	28	39	11	473	118	72	-46	1,128	1,600	400	75%
116	55732	425	GASOLINE	518	1,038	520	9,355	3,168	4,302	1,134	8,198	14,000	1,500	89%
116	55732	426	GENERAL CONSTRUCTION MATERIA	52	159	107	2,655	1,265	978	-287	99	2,000	922	54%

Fnd	Acct	Obj	Account Level Description	December 2021-22	December 2022-23	MONTHLY DIFFERENCE	2021-22 TOTAL EXP	2021-22 YTD	2022-23 YTD	YTD DIFFERENCE	2022-23 OPEN POS	2022-23 BUDGET	REMAINING BUDGET	% BUDGET USED
116			SOLID WASTE/SANITATION											
55732			CONVENIENCE CENTERS											
000			-											
116	55732	429	INSTRUCTIONAL SUPPLIES & MAT	0	0	0	800	800	0	-800	0	1,000	1,000	0%
116	55732	433	LUBRICANTS	345	615	270	2,117	1,152	1,636	484	814	6,000	3,550	41%
116	55732	433	LUBRICANTS/DISCOUNTS TAKEN	0	0	0	-8	-8	0	8	0	0	0	0%
116	55732	435	OFFICE SUPPLIES	0	69	69	669	37	69	32	78	1,500	1,353	10%
116	55732	442	PROPANE GAS	169	0	-169	781	492	340	-152	360	1,000	300	70%
116	55732	446	SMALL TOOLS	275	351	76	459	275	475	200	114	1,000	412	59%
116	55732	450	TIRES AND TUBES	0	8,337	8,337	15,958	6,148	14,634	8,487	2,866	20,000	2,500	88%
116	55732	451	UNIFORMS	0	84	84	417	278	84	-193	316	600	200	67%
116	55732	453	VEHICLE PARTS	27	18	-9	1,243	114	971	857	899	4,000	2,130	47%
116	55732	453	DISCOUNTS TAKEN	0	0	0	-1	-1	0	1	0	0	0	0%
116	55732	454	WATER AND SEWER	209	180	-29	1,840	845	822	-23	97	2,500	1,581	37%
116	55732	462	WIRE	0	0	0	5,690	2,350	3,420	1,071	3,024	7,000	556	92%
116	55732	499	OTHER SUPPLIES & MATERIALS	26	198	172	2,450	1,899	2,359	459	707	4,000	934	77%
116	55732	499	DISCOUNTS TAKEN	0	0	0	0	0	0	0	0	0	0	0%
116	55732	502	BUILDING AND CONTENTS INSURA	0	0	0	1,023	1,023	1,214	191	0	1,200	-14	101%
116	55732	506	LIABILITY INSURANCE	0	0	0	3,568	3,568	3,838	270	0	3,600	-238	107%
116	55732	510	TRUSTEE'S COMMISSION	7,771	8,052	281	26,227	12,815	13,707	893	0	23,000	9,293	60%
116	55732	511	VEHICLE AND EQUIPMENT INSURA	0	0	0	7,880	7,880	9,673	1,793	0	8,000	-1,673	121%
116	55732	513	WORKMAN'S COMPENSATION INS	0	0	0	19,689	21,661	20,530	-1,131	0	23,000	2,470	89%
116	55732	515	LIABILITY CLAIMS	0	0	0	1,000	500	500	0	0	500	0	100%
116	55732	530	FINES, ASSESSMENTS, PENALTIE	0	0	0	8	0	0	0	0	0	0	0%
116	55732	590	TRANSFERS TO OTHER FUNDS	0	0	0	32,000	0	0	0	0	32,000	32,000	0%
116	55732	733	SOLID WASTE EQUIPMENT	57,730	0	-57,730	59,618	57,730	0	-57,730	0	27,000	27,000	0%
116	55732	---		158,292	137,188	-21,105	1,536,965	746,386	776,879	30,496	86,678	1,888,288	1,024,732	46%
200			TDEC - Used Oil Grant											
116	55732	733	EQUIPMENT - USED OIL GRANT	0	0	0	0	0	0	0	0	22,993	22,993	0%
116	55732	---		0	0	0	0	0	0	0	0	22,993	22,993	0%
116	55732	---		158,292	137,188	-21,105	1,536,965	746,386	776,879	30,496	86,678	1,911,281	1,047,725	45%
=====														

Fnd	Acct	Obj	Account Level Description	December 2021-22	December 2022-23	MONTHLY DIFFERENCE	2021-22 TOTAL EXP	2021-22 YTD	2022-23 YTD	YTD DIFFERENCE	2022-23 OPEN POS	2022-23 BUDGET	REMAINING BUDGET	% BUDGET USED
116			SOLID WASTE/SANITATION											
55759			OTHER WASTE DISPOSAL											
000			-											
116	55759	141	FOREMEN	3,256	0	-3,256	22,434	21,132	0	-21,132	0	0	0	0%
116	55759	164	ATTENDANTS	1,760	2,352	592	23,422	9,640	15,232	5,592	0	29,820	14,588	51%
116	55759	169	PART'TIME PERSONNEL	0	0	0	1,459	1,459	0	-1,459	0	12,000	12,000	0%
116	55759	188	BONUS PAYMENTS	0	0	0	1,245	1,245	0	-1,245	0	0	0	0%
116	55759	201	SOCIAL SECURITY	298	146	-152	2,925	1,998	944	-1,053	0	2,600	1,656	36%
116	55759	204	PENSIONS	482	283	-199	4,346	2,858	1,832	-1,026	0	3,590	1,758	51%
116	55759	205	EMPLOYEE AND DEPENDENT INSUR	618	0	-618	4,324	3,707	0	-3,707	0	0	0	0%
116	55759	210	UNEMPLOYMENT COMPENSATION	0	0	0	456	0	0	0	0	0	0	0%
116	55759	212	EMPLOYER MEDICARE	70	34	-36	684	467	221	-246	0	610	389	36%
116	55759	307	COMMUNICATION	98	0	-98	821	492	0	-492	0	720	720	0%
116	55759	312	CONTRACTS WITH PRIVATE AGENC	11,108	8,625	-2,483	138,898	59,106	44,529	-14,577	10,471	120,000	65,000	46%
116	55759	333	LICENSES	0	0	0	25	25	0	-25	0	100	100	0%
116	55759	335	MAINTENANCE & REPAIR - BLDGS	0	0	0	0	0	0	0	0	400	400	0%
116	55759	336	MAINTENANCE & REPAIR - EQUIP	0	0	0	0	0	0	0	0	500	500	0%
116	55759	361	PERMITS	0	0	0	150	150	225	75	0	300	75	75%
116	55759	410	CUSTODIAL SUPPLIES	0	0	0	0	0	0	0	0	200	200	0%
116	55759	415	ELECTRICITY	121	236	114	1,193	378	398	19	0	1,200	803	33%
116	55759	435	OFFICE SUPPLIES	65	0	-65	964	65	0	-65	0	0	0	0%
116	55759	454	WATER AND SEWER	14	26	12	195	111	67	-44	0	250	183	27%
116	55759	499	OTHER SUPPLIES AND MATERIALS	0	0	0	0	0	0	0	0	500	500	0%
116	55759	---		17,890	11,702	-6,189	203,541	102,833	63,448	-39,385	10,471	172,790	98,872	43%
116	55759	---		17,890	11,702	-6,189	203,541	102,833	63,448	-39,385	10,471	172,790	98,872	43%
116	-----	---		176,182	148,890	-27,294	1,740,506	849,219	840,327	-8,889	97,149	2,084,071	1,146,597	45%

Fnd	Acct	Obj	Account Level Description	December 2021-22	December 2022-23	MONTHLY DIFFERENCE	2021-22 TOTAL EXP	2021-22 YTD	2022-23 YTD	YTD DIFFERENCE	2022-23 OPEN POS	2022-23 BUDGET	REMAINING BUDGET	% BUDGET USED
122			DRUG FUND											
54150			DRUG ENFORCEMENT											
000			--											
122	54150	312	CONTRACTS - PRIVATE AGENCIES	0	4,613	4,613	4,613	0	4,613	4,613	0	5,000	387	92%
122	54150	316	CONTRIBUTIONS	0	0	0	0	0	0	0	0	1,000	1,000	0%
122	54150	319	CONFIDENTIAL DRUG ENFORC PMT	5,000	5,000	0	5,000	5,000	10,000	5,000	0	10,000	0	100%
122	54150	320	DUES AND MEMBERSHIPS	0	0	0	0	0	165	165	0	250	85	66%
122	54150	333	LICENSES	0	0	0	0	0	0	0	0	120	120	0%
122	54150	351	RENTALS	51	0	-51	1,105	253	241	-12	864	2,500	1,395	44%
122	54150	355	TRAVEL	0	0	0	816	0	0	0	0	5,000	5,000	0%
122	54150	356	REGISTRATION FEES	0	0	0	1,298	0	0	0	0	0	0	0%
122	54150	431	LAW ENFORCEMENT SUPPLIES	2,880	379	-2,501	3,214	3,214	3,868	653	280	5,000	852	83%
122	54150	499	OTHER SUPPLIES AND MATERIALS	0	1,591	1,591	0	0	7,544	7,544	0	9,500	1,956	79%
122	54150	510	TRUSTEE'S COMMISSION	4	57	53	110	46	124	77	0	600	476	21%
122	54150	599	OTHER CHARGES	0	0	0	0	0	0	0	0	500	500	0%
122	54150	716	LAW ENFORCEMENT EQUIPMENT	0	0	0	0	0	0	0	0	30,000	30,000	0%
122	54150	---		7,935	11,640	3,705	16,156	8,513	26,555	18,040	1,144	69,470	41,771	40%
122	54150	---		7,935	11,640	3,705	16,156	8,513	26,555	18,040	1,144	69,470	41,771	40%
122	-----	---		7,935	11,640	3,705	16,156	8,513	26,555	18,040	1,144	69,470	41,771	40%

Fnd	Acct	Obj	Account Level Description	December 2021-22	December 2022-23	MONTHLY DIFFERENCE	2021-22 TOTAL EXP	2021-22 YTD	2022-23 YTD	YTD DIFFERENCE	2022-23 OPEN POS	2022-23 BUDGET	REMAINING BUDGET	% BUDGET USED
127			ARPA - SPECIAL REVENUE											
58831			AMERICAN RESCUE PLAN 2021-22											
060			ARPA REVENUE LOSS											
127	58831	316	APP PROD COOPERATIVE - ARPA	0	0	0	0	0	0	0	0	2,000,000	2,000,000	0%
127	58831	316	AGRICULTURE LEARNING CENTER	0	0	0	0	0	0	0	0	500,000	500,000	0%
127	58831	316	CONTRIBUTION TO FIRE DEPTS	0	0	0	0	0	248,000	248,000	0	1,500,000	1,252,000	17%
127	58831	590	DETENTION CENTER-HVAC	0	2,400,000	2,400,000	0	0	2,400,000	2,400,000	0	2,400,000	0	100%
127	58831	790	OTHER EQUIPMENT- WATERLINE E	0	0	0	503,032	326,390	0	-326,390	0	0	0	0%
127	58831	799	OTH CAPITAL OUTLAY/ARPA REV	0	0	0	0	0	148,405	148,405	0	0	-148,405	0%
127	58831	799	JONESBOROUGH WATERLINE CREW	69,408	0	-69,408	217,813	69,408	0	-69,408	0	300,000	300,000	0%
127	58831	799	WATERLINE EXTENSIONS - WCIP	74,202	0	-74,202	74,202	74,202	18,605	-55,598	0	0	-18,605	0%
127	58831	799	JB WATERLINE MATERIALS - ARP	0	0	0	1,500,000	0	-129,192	-129,192	0	0	129,192	0%
127	58831	799	JB W/LINE GREENWOD/TREADWAY	0	0	0	0	0	344,199	344,199	0	0	-344,199	0%
127	58831	799	JB W/LINE HWY 81S/ARCHER/TOM	0	0	0	0	0	256,203	256,203	0	0	-256,203	0%
127	58831	799	JB W/LINE RALPH HOSS ROAD	0	0	0	0	0	178,877	178,877	0	0	-178,877	0%
127	58831	799	JB W/LINE MALONE/BILL COX/RA	0	0	0	0	0	309,366	309,366	0	0	-309,366	0%
127	58831	799	JB W/LINE SAYLOR/BOWMANTOWN	0	0	0	0	0	155,340	155,340	0	0	-155,340	0%
127	58831	799	JB W/LINE MATHES RD NOLICHUC	0	0	0	0	0	30,348	30,348	0	0	-30,348	0%
127	58831	799	EMS CONTRIBUTION - STRETCHER	0	620,669	620,669	0	0	620,669	620,669	0	620,669	0	100%
127	58831	799	SHERIFF BALLISTIC SHIELDS	0	0	0	0	0	0	0	216,000	216,000	0	100%
127	58831	---		143,610	3,020,669	2,877,059	2,295,047	470,000	4,580,820	4,110,819	216,000	7,536,669	2,739,849	64%
300			Water Line Projects											
127	58831	799	WATERLINE PROJECTS	360	0	-360	2,500	360	0	-360	0	0	0	0%
127	58831	---		360	0	-360	2,500	360	0	-360	0	0	0	0%
127	58831	---		143,970	3,020,669	2,876,699	2,297,547	470,360	4,580,820	4,110,459	216,000	7,536,669	2,739,849	64%
99100			TRANSFERS OUT											
000			-											
127	99100	590	TRANSFERS TO OTHER FUNDS	0	2,263,745	2,263,745	0	0	2,263,745	2,263,745	0	2,263,745	0	100%
127	99100	---		0	2,263,745	2,263,745	0	0	2,263,745	2,263,745	0	2,263,745	0	100%
127	99100	---		0	2,263,745	2,263,745	0	0	2,263,745	2,263,745	0	2,263,745	0	100%

Account Level		December	December	MONTHLY	2021-22	2021-22	2022-23	YTD	2022-23	2022-23	REMAINING	% BUDGET		
Fnd	Acct	Obj	Description	2021-22	2022-23	DIFFERENCE	TOTAL EXP	YTD	YTD	DIFFERENCE	OPEN POS	BUDGET	BUDGET	USED
127			ARPA - SPECIAL REVENUE											
00000														
000			-											
127	-----	---		143,970	5,284,414	5,140,444	2,297,547	470,360	6,844,565	6,374,204	216,000	9,800,414	2,739,849	72%
	=====	=====		=====	=====	=====	=====	=====	=====	=====	=====	=====	=====	=====

Fnd	Acct	Obj	Account Level Description	December 2021-22	December 2022-23	MONTHLY DIFFERENCE	2021-22 TOTAL EXP	2021-22 YTD	2022-23 YTD	YTD DIFFERENCE	2022-23 OPEN POS	2022-23 BUDGET	REMAINING BUDGET	% BUDGET USED
131			HIGHWAY FUND											
61000			ADMINISTRATION											
000			-											
131	61000	101	COUNTY OFFICIAL	10,368	10,887	518	120,538	68,696	65,321	-3,375	0	130,642	65,321	50%
131	61000	103	ASSISTANT	6,595	6,595	0	103,642	42,711	60,145	17,434	0	87,789	27,644	69%
131	61000	120	COMPUTER PROGRAMMER(S)	3,555	3,555	0	46,378	23,024	23,109	85	0	47,324	24,215	49%
131	61000	161	SECRETARY	7,800	5,006	-2,794	101,753	50,514	47,091	-3,422	0	104,225	57,134	45%
131	61000	189	OTHER SALARIES & WAGES	1,351	2,200	849	17,698	8,752	2,876	-5,877	0	17,650	14,774	16%
131	61000	201	SOCIAL SECURITY	1,754	1,711	-43	23,321	11,499	11,970	471	0	24,034	12,064	50%
131	61000	202	HANDLING CHARGES & ADMINISTR	130	68	-63	549	415	305	-109	0	1,000	695	31%
131	61000	204	PENSIONS	2,851	3,398	546	36,039	18,614	21,739	3,124	0	46,632	24,893	47%
131	61000	205	EMPLOYEE AND DEPENDENT INSUR	5,302	3,311	-1,992	62,726	32,124	26,627	-5,497	0	68,800	42,173	39%
131	61000	206	LIFE INSURANCE	0	3,319	3,319	12,168	5,698	4,588	-1,110	0	12,700	8,112	36%
131	61000	210	UNEMPLOYMENT COMPENSATION	0	960	960	0	0	340	340	0	13,500	13,160	3%
131	61000	212	EMPLOYER MEDICARE	410	400	-10	5,454	2,689	2,799	110	0	5,621	2,822	50%
131	61000	299	OTHER FRINGE BENEFITS	0	0	0	144	90	108	18	0	600	492	18%
131	61000	302	ADVERTISING	32	0	-32	323	63	74	11	527	2,000	1,400	30%
131	61000	307	COMMUNICATION	471	673	203	5,710	2,620	2,553	-66	0	10,000	7,447	26%
131	61000	312	CONTRACTS - PRIVATE AGENCIES	0	445	445	1,284	0	671	671	145	5,500	4,684	15%
131	61000	320	DUES AND MEMBERSHIPS	0	0	0	5,672	4,872	4,797	-75	0	5,500	703	87%
131	61000	322	EVALUATION AND TESTING	196	743	547	5,252	2,108	2,124	16	2,776	6,500	1,600	75%
131	61000	327	FREIGHT EXPENSES	0	0	0	176	0	10	10	0	1,000	990	1%
131	61000	328	JANITORIAL SERVICES	400	400	0	5,450	2,200	2,200	0	2,800	5,000	0	100%
131	61000	332	LEGAL NOTICES, RECORDING AND	0	0	0	162	47	0	-47	0	2,500	2,500	0%
131	61000	333	LICENSES	0	26	26	353	218	102	-116	125	300	73	76%
131	61000	334	MAINTENANCE AGREEMENTS	54	5,174	5,120	13,858	9,489	5,460	-4,029	9,350	15,000	190	99%
131	61000	335	MAINTENANCE & REPAIR - BLDGS	0	0	0	2,968	0	0	0	0	2,000	2,000	0%
131	61000	337	MAINTENANCE & REPAIR - OFF E	0	0	0	0	0	0	0	0	200	200	0%
131	61000	347	PEST CONTROL	120	60	-60	660	420	360	-60	440	800	0	100%
131	61000	348	POSTAL CHARGES	0	0	0	89	52	116	64	0	150	34	77%
131	61000	349	PRINTING	0	0	0	315	0	463	463	0	1,500	1,038	31%
131	61000	350	INTERNET CONNECTIVITY	388	345	-43	3,831	2,022	2,028	7	0	2,500	472	81%
131	61000	351	RENTALS	123	0	-123	1,208	347	492	145	1,008	1,500	0	100%
131	61000	355	TRAVEL	0	0	0	3,913	1,359	1,028	-331	0	5,000	3,972	21%
131	61000	356	REGISTRATION FEES	0	0	0	1,350	300	375	75	0	1,000	625	38%
131	61000	399	OTHER CONTRACTED SERVICES	0	0	0	0	0	0	0	0	1,000	1,000	0%
131	61000	410	CUSTODIAL SUPPLIES	0	0	0	730	300	427	127	0	1,000	573	43%
131	61000	411	DATA PROCESSING SUPPLIES	-17	138	155	890	188	138	-50	0	2,500	2,362	6%
131	61000	415	ELECTRICITY	273	274	0	4,024	1,591	1,709	118	0	5,500	3,791	31%

Fnd	Acct	Obj	Account Level Description	December 2021-22	December 2022-23	MONTHLY DIFFERENCE	2021-22 TOTAL EXP	2021-22 YTD	2022-23 YTD	YTD DIFFERENCE	2022-23 OPEN POS	2022-23 BUDGET	REMAINING BUDGET	% BUDGET USED
131			HIGHWAY FUND											
61000			ADMINISTRATION											
000			-											
131	61000	426	GENERAL CONSTRUCTION MATERIA	0	0	0	736	591	167	-424	0	500	333	33%
131	61000	434	NATURAL GAS	274	438	164	2,057	492	778	286	0	3,500	2,722	22%
131	61000	435	OFFICE SUPPLIES	313	282	-31	3,053	1,128	282	-846	16	3,500	3,202	9%
131	61000	454	WATER AND SEWER	63	63	0	706	254	387	133	0	2,000	1,613	19%
131	61000	499	OTH.SUPPLIES & MAT(SAFETY EQ	0	0	0	385	25	122	97	100	2,500	2,278	9%
131	61000	502	BUILDING AND CONTENTS INSURA	0	0	0	5,297	5,297	6,997	1,700	0	10,098	3,101	69%
131	61000	506	LIABILITY INSURANCE	0	0	0	13,231	13,231	13,058	-173	0	15,000	1,942	87%
131	61000	510	TRUSTEE'S COMMISSION	33,031	31,209	-1,822	133,480	66,162	66,357	196	0	133,000	66,643	50%
131	61000	511	VEHICLE AND EQUIPMENT INSURA	0	0	0	50,229	50,229	57,021	6,792	0	77,076	20,055	74%
131	61000	513	WORKMAN'S COMPENSATION INSUR	0	0	0	87,312	103,853	112,535	8,682	0	130,000	17,465	87%
131	61000	530	FINES, ASSESSMENTS, PENALTIE	0	29	29	0	0	29	29	0	0	-29	0%
131	61000	599	OTHER CHARGES	0	0	0	0	0	0	0	0	552	552	0%
131	61000	707	BUILDING IMPROVEMENTS	0	0	0	0	0	0	0	0	3,000	3,000	0%
131	61000	709	DATA PROCESSING EQUIPMENT	0	0	0	8,070	0	0	0	0	5,600	5,600	0%
131	61000	---		75,837	81,709	5,868	893,184	534,284	549,878	15,597	17,287	1,024,793	457,630	55%
131	61000	---		75,837	81,709	5,868	893,184	534,284	549,878	15,597	17,287	1,024,793	457,630	55%
				=====	=====	=====	=====	=====	=====	=====	=====	=====	=====	=====
62000			HIGHWAY AND BRIDGE MAINTENANCE											
000			-											
131	62000	105	SUPERVISOR'DIRECTOR	5,806	5,229	-578	75,746	37,603	34,276	-3,327	0	77,289	43,013	44%
131	62000	141	FOREMAN	17,261	17,606	346	225,171	111,782	114,269	2,486	0	229,759	115,490	50%
131	62000	144	EQUIPMENT OPERATORS ' HEAVY	21,726	27,340	5,614	294,157	144,249	148,113	3,864	0	444,051	295,938	33%
131	62000	145	EQUIPMENT OPERATORS ' LIGHT	11,794	7,736	-4,058	156,788	75,519	73,520	-1,998	0	241,735	168,215	30%
131	62000	147	TRUCK DRIVERS	23,113	26,096	2,984	321,112	161,624	184,851	23,227	0	386,260	201,409	48%
131	62000	149	LABORERS	18,767	21,315	2,548	244,571	121,738	126,727	4,989	0	340,532	213,805	37%
131	62000	169	PART'TIME PERSONNEL	0	0	0	0	0	0	0	0	3,900	3,900	0%
131	62000	187	OVERTIME PAY	0	0	0	848	153	211	58	0	4,000	3,789	5%
131	62000	201	SOCIAL SECURITY	5,744	6,126	382	77,395	38,274	39,932	1,658	0	107,107	67,175	37%
131	62000	204	PENSIONS	9,076	12,382	3,306	121,170	58,626	77,884	19,258	0	207,822	129,938	37%
131	62000	205	EMPLOYEE AND DEPENDENT INSUR	38,652	40,173	1,521	456,202	233,916	238,848	4,932	0	562,700	323,852	42%
131	62000	212	EMPLOYER MEDICARE	1,343	1,433	89	18,101	8,951	9,339	387	0	25,050	15,711	37%
131	62000	299	OTHER FRINGE BENEFITS	0	0	0	0	0	0	0	0	300	300	0%
131	62000	307	COMMUNICATION	195	525	330	4,778	2,106	2,085	-21	0	9,100	7,015	23%

Fnd	Acct	Obj	Account Level Description	December 2021-22	December 2022-23	MONTHLY DIFFERENCE	2021-22 TOTAL EXP	2021-22 YTD	2022-23 YTD	YTD DIFFERENCE	2022-23 OPEN POS	2022-23 BUDGET	REMAINING BUDGET	% BUDGET USED
131			HIGHWAY FUND											
62000			HIGHWAY AND BRIDGE MAINTENANCE											
000			-											
131	62000	312	CONTRACTS WITH PRIVATE AGENC	0	3,910	3,910	12,823	898	4,748	3,850	251	50,000	45,001	10%
131	62000	321	ENGINEERING SERVICES	0	0	0	14,746	10,646	0	-10,646	0	15,000	15,000	0%
131	62000	327	FREIGHT EXPENSES	0	0	0	450	0	0	0	0	1,000	1,000	0%
131	62000	334	MAINTENANCE AGREEMENTS	0	0	0	145	0	0	0	0	0	0	0%
131	62000	335	MAINTENANCE AND REPAIR BLDG	1,689	0	-1,689	1,689	1,689	0	-1,689	0	3,000	3,000	0%
131	62000	336	MAINTENANCE & REPAIR - EQUIP	0	0	0	328	105	0	-105	0	5,000	5,000	0%
131	62000	350	INTERNET CONNECTIVITY	36	121	85	430	215	640	425	0	600	-40	107%
131	62000	351	RENTALS	69	0	-69	775	521	303	-219	0	1,500	1,198	20%
131	62000	359	DISPOSAL FEES	0	0	0	589	0	0	0	0	1,000	1,000	0%
131	62000	361	PERMITS	0	0	0	1,480	480	480	0	0	2,000	1,520	24%
131	62000	408	CONCRETE	0	0	0	5,412	2,432	780	-1,652	0	10,000	9,220	8%
131	62000	409	CRUSHED STONE	2,432	1,327	-1,105	48,286	20,791	11,338	-9,454	38,662	83,000	33,000	60%
131	62000	411	DATA PROCESSING SUPPLIES	0	0	0	0	0	0	0	0	1,500	1,500	0%
131	62000	412	DIESEL FUEL	0	11,680	11,680	87,749	33,813	91,482	57,669	7,310	130,000	31,208	76%
131	62000	415	ELECTRICITY	556	820	263	8,311	3,272	3,828	556	0	13,000	9,172	29%
131	62000	417	EQUIPMENT PARTS' LIGHT	102	91	-11	676	310	592	283	99	1,200	509	58%
131	62000	420	FERTILIZER	115	0	-115	2,065	709	724	15	100	2,000	1,176	41%
131	62000	425	GASOLINE	7,444	-463	-7,907	87,242	32,961	34,417	1,457	24,075	95,000	36,508	62%
131	62000	426	GENERAL CONSTRUCTION MATERIA	828	202	-626	4,920	2,242	1,630	-612	0	5,000	3,370	33%
131	62000	426	DISCOUNTS TAKEN	0	0	0	-3	0	0	0	0	0	0	0%
131	62000	427	ICE	0	0	0	235	160	85	-75	215	400	100	75%
131	62000	436	OTHER ROAD MATERIALS - PAINT	0	0	0	79,100	17,710	0	-17,710	50,118	80,000	29,882	63%
131	62000	440	PIPE - METAL	107	0	-107	24,228	107	18,663	18,555	2,383	21,500	455	98%
131	62000	444	SALT	0	8,841	8,841	25,928	0	8,841	8,841	21,159	80,000	50,000	38%
131	62000	446	SMALL TOOLS	0	0	0	694	139	0	-139	0	1,500	1,500	0%
131	62000	451	UNIFORMS	0	0	0	12,130	1,130	65	-1,065	185	12,000	11,750	2%
131	62000	454	WATER AND SEWER	104	182	78	1,556	615	617	2	0	1,700	1,083	36%
131	62000	467	FENCING	0	0	0	965	440	0	-440	0	1,500	1,500	0%
131	62000	499	OTHER SUPPLIES AND MATERIALS	413	0	-413	8,379	413	1,208	795	0	9,000	7,792	13%
131	62000	599	OTHER CHARGES	0	0	0	0	0	0	0	0	8,000	8,000	0%
131	62000	706	BUILDING CONSTRUCTION	0	0	0	0	0	0	0	0	2,000	2,000	0%
131	62000	---		167,372	192,672	25,299	2,427,367	1,126,339	1,230,496	104,155	144,557	3,277,005	1,901,954	42%
131	62000	---		167,372	192,672	25,299	2,427,367	1,126,339	1,230,496	104,155	144,557	3,277,005	1,901,954	42%
			=====											

Fnd	Acct	Obj	Account Level Description	December 2021-22	December 2022-23	MONTHLY DIFFERENCE	2021-22 TOTAL EXP	2021-22 YTD	2022-23 YTD	YTD DIFFERENCE	2022-23 OPEN POS	2022-23 BUDGET	REMAINING BUDGET	% BUDGET USED
131			HIGHWAY FUND											
63100			OPERATION AND MAINTENANCE OF E											
000			-											
131	63100	132	MATERIALS SUPERVISOR	3,720	3,720	0	48,535	24,126	24,257	132	0	49,517	25,260	49%
131	63100	141	FOREMAN	12,869	22,411	9,543	167,884	83,378	93,830	10,452	0	171,297	77,467	55%
131	63100	142	MECHANICS	9,878	7,203	-2,675	130,856	63,618	49,813	-13,805	0	168,230	118,417	30%
131	63100	187	OVERTIME PAY	0	0	0	0	0	0	0	0	3,000	3,000	0%
131	63100	201	SOCIAL SECURITY	1,562	1,991	430	20,486	10,120	9,902	-218	0	24,307	14,405	41%
131	63100	204	PENSIONS	2,544	2,630	86	33,490	16,445	18,588	2,143	0	47,163	28,575	39%
131	63100	205	EMPLOYEE AND DEPENDENT INSUR	7,296	6,571	-725	89,276	45,499	39,425	-6,074	0	94,600	55,175	42%
131	63100	212	EMPLOYER MEDICARE	365	466	101	4,791	2,367	2,316	-51	0	5,685	3,369	41%
131	63100	307	COMMUNICATION	126	122	-4	1,509	758	744	-14	0	4,000	3,256	19%
131	63100	322	EVALUATION AND TESTING	0	0	0	0	0	0	0	0	1,000	1,000	0%
131	63100	327	FREIGHT EXPENSES	413	434	20	5,182	2,198	1,593	-605	144	9,000	7,263	19%
131	63100	327	DISCOUNTS TAKEN	0	0	0	0	0	0	0	0	0	0	0%
131	63100	334	MAINTENANCE AGREEMENTS	0	63	63	4,836	4,836	3,058	-1,778	142	3,200	0	100%
131	63100	335	MAINTENANCE & REPAIR - BLDGS	0	0	0	6,506	0	0	0	0	500	500	0%
131	63100	336	MAINTENANCE & REPAIR - EQUIP	396	632	236	25,529	4,076	9,000	4,924	1,788	31,500	20,711	34%
131	63100	338	MAINTENANCE & REPAIR - VEHIC	3,759	731	-3,028	23,354	9,801	7,081	-2,720	1,402	31,500	23,017	27%
131	63100	350	INTERNET CONNECTIVITY	36	36	0	475	215	300	85	0	600	300	50%
131	63100	351	RENTALS	175	0	-175	345	232	95	-137	105	6,500	6,300	3%
131	63100	353	TOW'IN SERVICES	0	0	0	1,150	600	0	-600	500	2,000	1,500	25%
131	63100	359	DISPOSAL FEES	0	0	0	0	0	0	0	0	1,500	1,500	0%
131	63100	399	OTHER CONTRACTED SERVICES	0	0	0	0	0	0	0	0	2,000	2,000	0%
131	63100	410	CUSTODIAL SUPPLIES	862	0	-862	6,096	2,698	500	-2,197	250	6,200	5,450	12%
131	63100	415	ELECTRICITY	512	546	34	6,229	2,373	2,736	363	0	9,000	6,264	30%
131	63100	416	EQUIPMENT PARTS - HEAVY	6,772	8,871	2,100	83,109	34,092	37,154	3,063	5,290	83,400	40,956	51%
131	63100	416	DISCOUNTS TAKEN	0	0	0	-7	-7	0	7	0	0	0	0%
131	63100	417	EQUIPMENT PARTS - LIGHT	6,885	9,301	2,416	80,936	34,472	36,768	2,296	3,289	83,400	43,343	48%
131	63100	417	DISCOUNTS TAKEN	0	0	0	-47	-38	-9	30	0	0	9	0%
131	63100	418	EQUIPMENT PARTS - OTHER	5,000	0	-5,000	7,089	5,897	77	-5,819	0	8,000	7,923	1%
131	63100	424	GARAGE SUPPLIES	1,096	3,282	2,186	17,520	9,063	12,794	3,731	969	18,000	4,236	76%
131	63100	424	DISCOUNTS TAKEN	0	0	0	-5	-4	-2	2	0	0	2	0%
131	63100	426	GENERAL CONSTRUCTION MATERIA	260	0	-260	2,925	323	2,969	2,646	0	3,000	31	99%
131	63100	433	LUBRICANTS	783	1,316	533	17,593	11,579	12,845	1,266	3,733	25,000	8,422	66%
131	63100	433	DISCOUNTS TAKEN	0	0	0	-3	-3	0	3	0	0	0	0%
131	63100	435	OFFICE SUPPLIES (GARAGE)	82	0	-82	1,449	114	154	40	0	1,200	1,046	13%
131	63100	440	PIPE - METAL	0	0	0	586	0	1,462	1,462	0	3,000	1,538	49%
131	63100	442	PROPANE GAS	859	1,903	1,044	10,487	1,503	3,929	2,426	6,071	12,000	2,000	83%

Fnd	Acct	Obj	Account Level Description	December 2021-22	December 2022-23	MONTHLY DIFFERENCE	2021-22 TOTAL EXP	2021-22 YTD	2022-23 YTD	YTD DIFFERENCE	2022-23 OPEN POS	2022-23 BUDGET	REMAINING BUDGET	% BUDGET USED
131			HIGHWAY FUND											
63100			OPERATION AND MAINTENANCE OF E											
000			-											
131	63100	446	SMALL TOOLS	245	513	267	2,077	1,245	622	-623	183	4,500	3,695	18%
131	63100	446	DISCOUNTS TAKEN	0	0	0	0	0	0	0	0	0	0	0%
131	63100	450	TIRES AND TUBES	866	2,207	1,341	39,668	27,251	14,294	-12,958	108	55,000	40,598	26%
131	63100	453	VEHICLE PARTS	0	0	0	2,471	0	0	0	0	3,000	3,000	0%
131	63100	499	OTHER SUPPLIES AND MATERIALS	0	193	193	1,471	1,123	353	-770	0	1,000	647	35%
131	63100	599	OTHER CHARGES	0	0	0	0	0	0	0	0	500	500	0%
131	63100	707	BUILDING IMPROVEMENTS	0	10,590	10,590	0	0	10,590	10,590	0	12,500	1,910	85%
131	63100	790	OTHER EQUIPMENT	0	0	0	0	0	0	0	0	500	500	0%
131	63100	---		67,361	85,732	18,372	843,848	399,950	397,238	-2,708	23,974	986,299	565,085	43%
131	63100	---		67,361	85,732	18,372	843,848	399,950	397,238	-2,708	23,974	986,299	565,085	43%
				=====	=====	=====	=====	=====	=====	=====	=====	=====	=====	=====
63500			ASPHALT PLANT OPERATIONS											
000			-											
131	63500	141	FOREMAN	7,880	10,261	2,381	102,796	51,032	56,910	5,878	0	104,891	47,981	54%
131	63500	143	EQUIPMENT OPERATORS	21,848	18,525	-3,323	285,296	149,045	138,087	-10,958	0	314,614	176,527	44%
131	63500	147	TRUCK DRIVERS	33,642	30,796	-2,846	467,001	218,823	250,666	31,843	0	546,838	296,172	46%
131	63500	149	LABORERS	11,057	13,997	2,940	168,157	75,042	94,099	19,057	0	229,014	134,915	41%
131	63500	187	OVERTIME PAY	0	0	0	34	0	0	0	0	2,000	2,000	0%
131	63500	189	OTHER SALARIES & WAGES	0	0	0	0	0	0	0	0	3,000	3,000	0%
131	63500	201	SOCIAL SECURITY	4,310	4,268	-42	59,619	28,800	31,404	2,604	0	74,423	43,019	42%
131	63500	204	PENSIONS	6,726	8,575	1,849	94,214	45,503	61,240	15,737	0	144,403	83,163	42%
131	63500	205	EMPLOYEE AND DEPENDENT INSUR	29,634	25,146	-4,488	347,556	177,779	176,865	-914	0	362,800	185,935	49%
131	63500	212	EMPLOYER MEDICARE	1,008	998	-10	13,943	6,736	7,345	609	0	17,406	10,061	42%
131	63500	307	COMMUNICATION	86	85	-1	1,048	512	501	-11	0	3,400	2,899	15%
131	63500	312	CONTRACTS - PRIVATE AGENCIES	366	0	-366	1,473	366	2,421	2,055	4,329	6,750	0	100%
131	63500	327	FREIGHT EXPENSES	0	0	0	20,736	14,826	13,103	-1,723	12,296	30,000	4,601	85%
131	63500	327	DISCOUNTS TAKEN	0	0	0	-4	0	0	0	0	0	0	0%
131	63500	333	LICENSES	0	0	0	590	0	0	0	0	550	550	0%
131	63500	336	MAINTENANCE & REPAIR - EQUIP	0	0	0	1,623	0	0	0	0	7,000	7,000	0%
131	63500	350	INTERNET CONNECTIVITY	36	36	0	394	215	215	0	0	600	385	36%
131	63500	351	RENTALS	0	0	0	0	0	0	0	100	1,000	900	10%
131	63500	361	PERMITS	0	0	0	475	475	475	0	0	475	0	100%
131	63500	399	OTHER CONTRACTED SERVICES(ST	0	0	0	0	0	0	0	0	5,000	5,000	0%

Fnd	Acct	Obj	Account Level Description	December 2021-22	December 2022-23	MONTHLY DIFFERENCE	2021-22 TOTAL EXP	2021-22 YTD	2022-23 YTD	YTD DIFFERENCE	2022-23 OPEN POS	2022-23 BUDGET	REMAINING BUDGET	% BUDGET USED
131			HIGHWAY FUND											
63500			ASPHALT PLANT OPERATIONS											
000			-											
131	63500	404	ASPHALT ' HOT MIX	0	0	0	914,553	666,550	747,211	80,660	52,637	800,000	153	100%
131	63500	404	ASPH - HOT MIX/DISCOUNTS TAK	0	0	0	-8,992	-6,665	-7,329	-663	2,632	0	4,697	0%
131	63500	405	ASPHALT ' LIQUID	0	0	0	71,884	35,033	0	-35,033	60,000	65,000	5,000	92%
131	63500	409	CRUSHED STONE	30,887	0	-30,887	247,596	205,816	159,380	-46,437	60,620	345,000	125,000	64%
131	63500	412	DIESEL FUEL	14,297	0	-14,297	157,865	86,728	64,814	-21,915	33,865	250,000	151,321	39%
131	63500	415	ELECTRICITY	3,329	2,939	-389	43,763	23,960	22,153	-1,807	0	55,000	32,847	40%
131	63500	418	EQUIPMENT AND MACHINERY PART	1,188	0	-1,188	16,586	10,077	3,804	-6,273	0	9,000	5,196	42%
131	63500	418	DISCOUNTS TAKEN	0	0	0	-24	0	0	0	0	0	0	0%
131	63500	423	FUEL OIL	0	0	0	56,580	39,420	33,990	-5,430	16,010	60,000	10,000	83%
131	63500	426	GENERAL CONSTRUCTION MATERIA	0	0	0	989	0	543	543	0	1,800	1,257	30%
131	63500	433	LUBRICANTS	0	1,475	1,475	1,582	1,087	1,475	388	0	1,500	25	98%
131	63500	434	NATURAL GAS	77	102	25	707	246	286	41	0	1,700	1,414	17%
131	63500	445	SAND	6,722	0	-6,722	35,119	25,796	1,130	-24,666	28,870	59,000	29,000	51%
131	63500	454	WATER AND SEWER	156	235	79	1,171	490	736	246	0	1,300	564	57%
131	63500	499	OTHER SUPPLIES AND MATERIALS	80	0	-80	480	240	410	170	0	800	390	51%
131	63500	599	OTHER CHARGES	0	0	0	0	0	0	0	0	500	500	0%
131	63500	703	ASPHALT PLANT EQUIPMENT	0	0	0	15,512	0	0	0	13,404	53,000	39,596	25%
131	63500	707	BUILDING IMPROVEMENTS	0	0	0	0	0	0	0	0	10,000	10,000	0%
131	63500	---		173,329	117,438	-55,890	3,120,322	1,857,932	1,861,934	4,001	284,763	3,567,764	1,421,068	60%
131	63500	---		173,329	117,438	-55,890	3,120,322	1,857,932	1,861,934	4,001	284,763	3,567,764	1,421,068	60%
				=====	=====	=====	=====	=====	=====	=====	=====	=====	=====	=====
63600			TRAFFIC CONTROL											
000			-											
131	63600	132	MATERIALS SUPERVISOR	3,077	3,334	258	40,858	19,969	21,625	1,656	0	43,514	21,889	50%
131	63600	149	LABORERS	0	0	0	11,304	6,428	6,233	-195	0	32,032	25,799	19%
131	63600	187	OVERTIME PAY	0	0	0	0	0	0	0	0	1,000	1,000	0%
131	63600	201	SOCIAL SECURITY	176	191	15	3,060	1,550	1,635	85	0	4,746	3,111	34%
131	63600	204	PENSIONS	296	401	105	3,962	1,919	2,601	682	0	9,209	6,608	28%
131	63600	205	EMPLOYEE AND DEPENDENT INSUR	1,643	1,774	131	19,712	9,856	10,645	789	0	21,300	10,655	50%
131	63600	212	EMPLOYER MEDICARE	41	45	4	716	363	382	20	0	1,110	728	34%
131	63600	327	FREIGHT EXPENSES	0	0	0	306	243	0	-243	0	700	700	0%
131	63600	443	ROAD SIGNS	3,623	0	-3,623	15,626	9,774	43	-9,731	0	14,500	14,457	0%
131	63600	446	SMALL TOOLS	0	0	0	86	0	0	0	0	1,000	1,000	0%

Fnd	Acct	Obj	Account Level Description	December 2021-22	December 2022-23	MONTHLY DIFFERENCE	2021-22 TOTAL EXP	2021-22 YTD	2022-23 YTD	YTD DIFFERENCE	2022-23 OPEN POS	2022-23 BUDGET	REMAINING BUDGET	% BUDGET USED
131			HIGHWAY FUND											
63600			TRAFFIC CONTROL											
000			-											
131	63600	468	CHEMICALS	1,388	0	-1,388	1,388	1,388	0	-1,388	0	3,000	3,000	0%
131	63600	499	OTHER SUPPLIES AND MATERIALS	0	0	0	89	0	0	0	0	1,000	1,000	0%
131	63600	599	OTHER CHARGES	0	0	0	0	0	0	0	0	1,000	1,000	0%
131	63600	---		10,244	5,745	-4,498	97,107	51,490	43,164	-8,325	0	134,111	90,947	32%
131	63600	---		10,244	5,745	-4,498	97,107	51,490	43,164	-8,325	0	134,111	90,947	32%
=====														
68000			CAPITAL OUTLAY											
000			-											
131	68000	327	FREIGHT EXPENSES	0	0	0	0	0	0	0	0	500	500	0%
131	68000	705	BRIDGE CONSTRUCTION	0	0	0	94,136	45,186	0	-45,186	0	385,000	385,000	0%
131	68000	706	BUILDING CONSTRUCTION	0	0	0	31,104	0	0	0	0	40,000	40,000	0%
131	68000	713	HIGHWAY CONSTRUCTION	0	0	0	0	0	0	0	178,421	185,621	7,200	96%
131	68000	714	HIGHWAY EQUIPMENT	57,100	0	-57,100	475,169	57,100	0	-57,100	0	50,000	50,000	0%
131	68000	718	MOTOR VEHICLES	276,896	0	-276,896	1,489,400	276,896	0	-276,896	74,000	100,000	26,000	74%
131	68000	723	RIGHT OF WAY	0	0	0	0	0	0	0	0	10,000	10,000	0%
131	68000	790	OTHER EQUIPMENT	0	0	0	30,780	30,780	0	-30,780	0	50,830	50,830	0%
131	68000	---		333,996	0	-333,996	2,120,589	409,962	0	-409,962	252,421	821,951	569,530	31%
604			TOMMY CAMPBELL RD BRIDGE											
131	68000	705	BRIDGE CONSTR - TOMMY CAMPBE	0	0	0	45,000	0	0	0	0	1,946,500	1,946,500	0%
131	68000	723	RIGHT OF WAY - TOMMY CAMPBEL	0	0	0	8,500	0	0	0	0	0	0	0%
131	68000	---		0	0	0	53,500	0	0	0	0	1,946,500	1,946,500	0%
605			GARLAND RD BRIDGE											
131	68000	705	BRIDGE CONSTR - GARLAND RD	0	0	0	858,621	0	0	0	0	0	0	0%
131	68000	---		0	0	0	858,621	0	0	0	0	0	0	0%
131	68000	---		333,996	0	-333,996	3,032,710	409,962	0	-409,962	252,421	2,768,451	2,516,030	9%
=====														

Account Level		December	December	MONTHLY	2021-22	2021-22	2022-23	YTD	2022-23	2022-23	REMAINING	% BUDGET		
Fnd	Acct	Obj	Description	2021-22	2022-23	DIFFERENCE	TOTAL EXP	YTD	YTD	DIFFERENCE	OPEN POS	BUDGET	BUDGET	USED
131			HIGHWAY FUND											
00000														
000			-											
131	-----	---		828,139	483,296	-344,845	10,414,538	4,379,957	4,082,710	-297,242	723,002	11,758,423	6,952,714	41%
	=====	=====		=====	=====	=====	=====	=====	=====	=====	=====	=====	=====	=====

Fnd Acct	Obj	Account Level Description	December 2021-22	December 2022-23	MONTHLY DIFFERENCE	2021-22 TOTAL EXP	2021-22 YTD	2022-23 YTD	YTD DIFFERENCE	2022-23 OPEN POS	2022-23 BUDGET	REMAINING BUDGET	% BUDGET USED
151		GENERAL DEBT SERVICE FUND											
82110		GENERAL GOVERNMENT - PRINCIPAL											
000		-											
151 82110 601		PRINCIPAL ON BONDS	0	0	0	1,310,000	0	0	0	0	1,375,000	1,375,000	0%
151 82110 602		PRINCIPAL ON NOTES	0	0	0	320,000	320,000	0	-320,000	0	0	0	0%
151 82110 ---			0	0	0	1,630,000	320,000	0	-320,000	0	1,375,000	1,375,000	0%
151 82110 ---			0	0	0	1,630,000	320,000	0	-320,000	0	1,375,000	1,375,000	0%
82120		HIGHWAYS AND STREETS - PRINCIP											
000		-											
151 82120 602		PRINCIPAL ON NOTES	0	0	0	954,547	954,547	0	-954,547	0	0	0	0%
151 82120 ---			0	0	0	954,547	954,547	0	-954,547	0	0	0	0%
151 82120 ---			0	0	0	954,547	954,547	0	-954,547	0	0	0	0%
82130		EDUCATION - PRINCIPAL											
000		-											
151 82130 601		PRINCIPAL ON BONDS	0	0	0	6,280,000	465,000	0	-465,000	0	6,055,000	6,055,000	0%
151 82130 602		PRINCIPAL ON NOTES	0	0	0	375,453	375,453	0	-375,453	0	0	0	0%
151 82130 ---			0	0	0	6,655,453	840,453	0	-840,453	0	6,055,000	6,055,000	0%
151 82130 ---			0	0	0	6,655,453	840,453	0	-840,453	0	6,055,000	6,055,000	0%
82210		GENERAL GOVERNMENT - INTEREST											
000		-											
151 82210 603		INTEREST ON BONDS	0	0	0	1,050,368	525,184	497,459	-27,725	0	994,918	497,459	50%
151 82210 604		INTEREST ON NOTES	0	0	0	5,777	5,777	0	-5,777	0	0	0	0%
151 82210 ---			0	0	0	1,056,145	530,961	497,459	-33,502	0	994,918	497,459	50%
151 82210 ---			0	0	0	1,056,145	530,961	497,459	-33,502	0	994,918	497,459	50%

Account Level		December	December	MONTHLY	2021-22	2021-22	2022-23	YTD	2022-23	2022-23	REMAINING	% BUDGET		
Fnd	Acct	Obj	Description	2021-22	2022-23	DIFFERENCE	TOTAL EXP	YTD	YTD	DIFFERENCE	OPEN POS	BUDGET	BUDGET	USED
151			GENERAL DEBT SERVICE FUND											
82220			HIGHWAYS AND STREETS - INTERE											
000			-											
151	82220	604	INTEREST ON NOTES	0	0	0	18,392	18,392	0	-18,392	0	0	0	0%
151	82220	---		0	0	0	18,392	18,392	0	-18,392	0	0	0	0%
151	82220	---		0	0	0	18,392	18,392	0	-18,392	0	0	0	0%
=====														
82230			EDUCATION - INTEREST											
000			-											
151	82230	603	INTEREST ON BONDS	0	0	0	4,073,530	2,042,554	1,911,980	-130,574	0	3,823,960	1,911,980	50%
151	82230	604	INTEREST ON NOTES	0	0	0	7,325	7,325	0	-7,325	0	0	0	0%
151	82230	---		0	0	0	4,080,855	2,049,879	1,911,980	-137,899	0	3,823,960	1,911,980	50%
151	82230	---		0	0	0	4,080,855	2,049,879	1,911,980	-137,899	0	3,823,960	1,911,980	50%
=====														
82310			GENERAL GOVERNMENT - OTHER DS											
000			-											
151	82310	510	TRUSTEE'S COMMISSION	82,222	85,134	2,912	265,216	129,484	138,376	8,892	0	275,000	136,624	50%
151	82310	699	OTHER DEBT SERVICE	0	0	0	5,760	5,669	3,367	-2,302	0	6,500	3,133	52%
151	82310	---		82,222	85,134	2,912	270,976	135,153	141,743	6,590	0	281,500	139,757	50%
151	82310	---		82,222	85,134	2,912	270,976	135,153	141,743	6,590	0	281,500	139,757	50%
=====														
99100			TRANSFERS OUT											
000			-											
151	99100	590	TRANSFERS TO OTHER FUNDS	0	0	0	0	0	0	0	0	2,500,000	2,500,000	0%
151	99100	---		0	0	0	0	0	0	0	0	2,500,000	2,500,000	0%
151	99100	---		0	0	0	0	0	0	0	0	2,500,000	2,500,000	0%
=====														
151	-----	---		82,222	85,134	2,912	14,666,368	4,849,385	2,551,182	-2,298,203	0	15,030,378	12,479,196	17%
=====														

Account Level		December	December	MONTHLY	2021-22	2021-22	2022-23	YTD	2022-23	2022-23	REMAINING	% BUDGET
Fnd	Acct	Obj	Description		TOTAL EXP	YTD	YTD	DIFFERENCE	OPEN POS	BUDGET	BUDGET	USED
					2021-22	2022-23	2022-23	DIFFERENCE				
152			RURAL DEBT SERVICE									
82130			EDUCATION - PRINCIPAL									
000			-									
152	82130	601	PRINCIPAL ON BONDS	0	1,195,000	1,195,000	0	-1,195,000	0	0	0	0%
152	82130	602	PRINCIPAL ON NOTES	0	0	0	0	0	0	300,718	300,718	0%
152	82130	612	PRINCIPAL ON OTHER LOANS	0	0	0	136,690	136,690	0	0	-136,690	0%
152	82130	613	INTERST ON OTHER LOANS	0	0	0	1,806	1,806	0	0	-1,806	0%
152	82130	---		0	1,195,000	1,195,000	138,496	-1,056,504	0	300,718	162,222	46%
152	82130	---		0	1,195,000	1,195,000	138,496	-1,056,504	0	300,718	162,222	46%
=====												
82230			EDUCATION - INTEREST									
000			-									
152	82230	603	INTEREST ON BONDS	0	24,570	24,570	0	-24,570	0	0	0	0%
152	82230	604	INTEREST ON NOTES	0	0	0	0	0	0	9,933	9,933	0%
152	82230	613	INTERST ON OTHER LOANS	0	0	0	2,709	2,709	0	0	-2,709	0%
152	82230	---		0	24,570	24,570	2,709	-21,861	0	9,933	7,224	27%
152	82230	---		0	24,570	24,570	2,709	-21,861	0	9,933	7,224	27%
=====												
152	-----	---		0	1,219,570	1,219,570	141,205	-1,078,365	0	310,651	169,446	45%
=====												

Fnd Acct	Obj	Account Level Description	December 2021-22	December 2022-23	MONTHLY DIFFERENCE	2021-22 TOTAL EXP	2021-22 YTD	2022-23 YTD	YTD DIFFERENCE	2022-23 OPEN POS	2022-23 BUDGET	REMAINING BUDGET	% BUDGET USED
171		GENERAL CAPITAL PROJECTS FUND											
91110		GENERAL ADMINISTRATION PROJECT											
000		-											
171 91110 510		TRUSTEE'S COMMISSION	6,673	6,901	228	27,303	10,573	11,331	758	0	33,000	21,669	34%
171 91110 707		BUILDING IMPROVEMENTS	0	0	0	110,001	0	0	0	0	1,215,000	1,215,000	0%
171 91110 709		DATA PROCESSING EQUIPMENT	0	0	0	133,057	129,593	127,039	-2,554	0	152,000	24,961	84%
171 91110 799		OTHER CAPITAL OUTLAY	0	0	0	0	0	0	0	4,927	22,000	17,073	22%
171 91110 ---			6,673	6,901	228	270,361	140,166	138,370	-1,796	4,927	1,422,000	1,278,703	10%
108		ELECTION COMM SPACE RENO/NEW											
171 91110 706		ELECTION COMMISSION BUILDING	0	3,766	3,766	0	0	19,548	19,548	5,453	300,000	275,000	8%
171 91110 799		ELECTION SPACE RENOVATION	0	0	0	11,466	467	0	-467	0	0	0	0%
171 91110 ---			0	3,766	3,766	11,466	467	19,548	19,081	5,453	300,000	275,000	8%
171 91110 ---			6,673	10,667	3,994	281,827	140,633	157,918	17,285	10,380	1,722,000	1,553,703	10%
=====													
91130		PUBLIC SAFETY PROJECTS											
000		-											
171 91130 707		BUILDING IMPROVEMENTS	0	12,198	12,198	2,286,825	373,997	29,612	-344,386	11,148	149,000	108,240	27%
171 91130 708		PUB SAFETY - COMMUNICATIONS	0	0	0	99,985	0	0	0	0	0	0	0%
171 91130 709		DATA PROCESSING EQUIPMENT	0	0	0	179,899	684	1,400	716	33,410	59,000	24,190	59%
171 91130 710		FOOD SERVICE EQUIPMENT	0	1,380	1,380	0	0	1,380	1,380	21,185	82,000	59,435	28%
171 91130 711		FURNITURE AND FIXTURES	0	0	0	0	0	0	0	0	11,000	11,000	0%
171 91130 716		LAW ENFORCEMENT EQUIP	0	0	0	423,335	0	0	0	0	0	0	0%
171 91130 799		OTHER CAPITAL OUTLAY	0	0	0	283,560	0	0	0	0	0	0	0%
171 91130 ---			0	13,578	13,578	3,273,604	374,681	32,392	-342,290	65,743	301,000	202,865	33%
171 91130 ---			0	13,578	13,578	3,273,604	374,681	32,392	-342,290	65,743	301,000	202,865	33%
=====													

Fnd Acct	Obj	Account Level Description	December 2021-22	December 2022-23	MONTHLY DIFFERENCE	2021-22 TOTAL EXP	2021-22 YTD	2022-23 YTD	YTD DIFFERENCE	2022-23 OPEN POS	2022-23 BUDGET	REMAINING BUDGET	% BUDGET USED
171		GENERAL CAPITAL PROJECTS FUND											
91140		PUBLIC HEALTH AND WELFARE PROJ											
000		-											
171	91140	707 BUILDING IMPROVEMENTS	0	0	0	174,282	9,250	0	-9,250	0	0	0	0%
171	91140	707 HEALTH DEPT RENOVATIONS	0	0	0	0	0	9,000	9,000	350	40,000	30,650	23%
171	91140	799 OTHER CAPITAL OUTLAY	16,000	0	-16,000	261,558	229,939	0	-229,939	458,362	458,400	38	100%
171	91140	---	16,000	0	-16,000	435,840	239,189	9,000	-230,189	458,712	498,400	30,688	94%
834		HEALTH AWNING/DRIVE THRU GRANT											
171	91140	707 IMMUNIZATON AWNING/STORAGE B	0	0	0	0	0	0	0	0	1,100,000	1,100,000	0%
171	91140	---	0	0	0	0	0	0	0	0	1,100,000	1,100,000	0%
171	91140	---	16,000	0	-16,000	435,840	239,189	9,000	-230,189	458,712	1,598,400	1,130,688	29%
91150		SOCIAL, CULTURAL AND RECREATIO											
000		-											
171	91150	724 BOONES CREEK ATHLETIC FIELDS	0	144,625	144,625	105,092	0	144,625	144,625	29,870	5,299,745	5,125,250	3%
171	91150	---	0	144,625	144,625	105,092	0	144,625	144,625	29,870	5,299,745	5,125,250	3%
171	91150	---	0	144,625	144,625	105,092	0	144,625	144,625	29,870	5,299,745	5,125,250	3%
95900		CAP PROJ - DONATED TO OTHERS											
601		KNOB CREEK RD OVERPASS											
171	95900	723 KNOB CREEK ROAD IMPROVEMENTS	0	0	0	4,700	0	0	0	0	0	0	0%
171	95900	---	0	0	0	4,700	0	0	0	0	0	0	0%
171	95900	---	0	0	0	4,700	0	0	0	0	0	0	0%
171	-----	---	22,673	168,870	146,197	4,101,063	754,503	343,935	-410,569	564,705	8,921,145	8,012,506	10%

Fnd Acct	Obj	Account Level Description	December 2021-22	December 2022-23	MONTHLY DIFFERENCE	2021-22 TOTAL EXP	2021-22 YTD	2022-23 YTD	YTD DIFFERENCE	2022-23 OPEN POS	2022-23 BUDGET	REMAINING BUDGET	% BUDGET USED
177		EDUCATION CAPITAL PROJECTS											
91300		EDUCATION CAPITAL PROJECTS											
000		-											
177 91300 510		TRUSTEE'S COMMISSION	37,757	39,100	1,343	120,430	59,306	63,447	4,141	0	224,000	160,553	28%
177 91300 707		BUILDING IMPR - GENERAL	0	0	0	0	0	0	0	0	3,082,000	3,082,000	0%
177 91300 707		BUILDING IMPR - DBHS	0	0	0	0	0	0	0	0	2,683,000	2,683,000	0%
177 91300 707		BUILDING IMPR - DCHS	0	0	0	0	0	0	0	0	2,425,000	2,425,000	0%
177 91300 790		OTHER CAP EQUIP (UNASSIGNED)	0	0	0	524,009	0	0	0	0	0	0	0%
177 91300 799		OTHER CAP OUTLAY (DBHS)	0	0	0	808,351	0	0	0	0	0	0	0%
177 91300 799		OTHER CAP OUTLAY (DCHS)	0	0	0	815,390	0	0	0	0	0	0	0%
177 91300 799		OTHER CAP OUTLAY (GRAY)	0	0	0	165,000	0	0	0	0	0	0	0%
177 91300 ---			37,757	39,100	1,343	2,433,180	59,306	63,447	4,141	0	8,414,000	8,350,553	1%
106		BOE EESI LIGHTING UPGRADE 2022											
177 91300 707		BOE EESI LIGHTING UPGRADE 20	0	0	0	2,330,738	0	0	0	0	0	0	0%
177 91300 ---			0	0	0	2,330,738	0	0	0	0	0	0	0%
177 91300 ---			37,757	39,100	1,343	4,763,918	59,306	63,447	4,141	0	8,414,000	8,350,553	1%
95100		CAP PROJ - DONATED TO SCHOOLS											
000		-											
177 95100 709		SCHOOL TECHNOLOGY EQUIPMENT	0	0	0	639,961	639,961	639,760	-201	0	640,000	240	100%
177 95100 729		SCHOOL BUSES	0	0	0	946,000	0	0	0	0	460,000	460,000	0%
177 95100 ---			0	0	0	1,585,961	639,961	639,760	-201	0	1,100,000	460,240	58%
177 95100 ---			0	0	0	1,585,961	639,961	639,760	-201	0	1,100,000	460,240	58%
99100		TRANSFERS OUT											
000		-											
177 99100 590		TRANSFERS TO OTHER FUNDS	0	1,000,000	1,000,000	0	0	1,000,000	1,000,000	0	1,000,000	0	100%
177 99100 ---			0	1,000,000	1,000,000	0	0	1,000,000	1,000,000	0	1,000,000	0	100%
177 99100 ---			0	1,000,000	1,000,000	0	0	1,000,000	1,000,000	0	1,000,000	0	100%

Fnd	Acct	Obj	Account Level Description	December 2021-22	December 2022-23	MONTHLY DIFFERENCE	2021-22 TOTAL EXP	2021-22 YTD	2022-23 YTD	YTD DIFFERENCE	2022-23 OPEN POS	2022-23 BUDGET	REMAINING BUDGET	% BUDGET USED
177			EDUCATION CAPITAL PROJECTS											
99100			TRANSFERS OUT											
000			-											
177	-----	----		37,757	1,039,100	1,001,343	6,349,879	699,267	1,703,207	1,003,940	0	10,514,000	8,810,793	16%

Fnd	Acct	Obj	Account Level Description	December 2021-22	December 2022-23	MONTHLY DIFFERENCE	2021-22 TOTAL EXP	2021-22 YTD	2022-23 YTD	YTD DIFFERENCE	2022-23 OPEN POS	2022-23 BUDGET	REMAINING BUDGET	% BUDGET USED
263			SELF-INSURANCE FUND											
58600			EMPLOYEE BENEFITS											
000			-											
263	58600	202	ADMINISTRATIVE FEES	24,048	104,178	80,131	325,971	150,193	210,365	60,172	0	225,124	14,759	93%
263	58600	202	STOP LOSS & VISION PREMIUMS	30,785	30,166	-619	249,652	186,043	192,367	6,325	0	424,527	232,160	45%
263	58600	307	COMMUNICATIONS	71	67	-4	1,153	828	415	-413	0	0	-415	0%
263	58600	308	CONSULTANTS	2,917	2,917	0	35,000	14,583	14,583	0	0	35,000	20,417	42%
263	58600	312	CLINIC STAFFING CHARGES	17,551	22,206	4,655	165,444	69,609	81,319	11,710	0	175,000	93,681	46%
263	58600	312	CLINIC MEDICATIONS	6,737	9,974	3,237	101,455	40,666	56,226	15,560	0	120,000	63,774	47%
263	58600	312	CLINIC LAB CHARGES	859	710	-149	10,565	4,834	5,358	524	0	19,000	13,642	28%
263	58600	312	CLINIC SUPPLIES & TELEMED	883	45	-838	7,246	4,649	1,623	-3,026	0	23,370	21,747	7%
263	58600	312	CLINIC CONTRACT	9,642	9,242	-399	113,012	58,214	55,912	-2,302	0	140,000	84,088	40%
263	58600	347	PEST CONTROL	0	0	0	330	330	330	0	0	330	0	100%
263	58600	350	INTERNET CONNECTIVITY	0	100	100	500	0	500	500	0	0	-500	0%
263	58600	351	RENTALS	0	1,602	1,602	18,022	9,011	9,411	400	0	18,800	9,389	50%
263	58600	413	MEDICAL SUPPLIES	713	2,724	2,011	18,596	10,889	8,315	-2,573	6,663	0	-14,978	0%
263	58600	415	ELECTRICITY	134	140	6	1,536	599	746	147	0	1,400	654	53%
263	58600	435	OFFICE SUPPLIES	81	59	-22	1,342	383	59	-323	1,141	1,500	300	80%
263	58600	454	WATER AND SEWER	51	53	2	567	203	263	61	0	600	337	44%
263	58600	507	MEDICAL & DENTAL CLAIMS	418,962	235,069	-183,893	4,024,600	1,615,884	1,915,448	299,563	0	4,021,000	2,105,552	48%
263	58600	507	BCBS EXPRESS SCRIPTS	168,097	281,432	113,335	1,865,866	1,007,975	1,061,779	53,804	0	2,043,000	981,221	52%
263	58600	507	BCBS REBATES & SAVINGS	166	2,271	2,105	-522,610	-162,111	-210,603	-48,492	0	-300,000	-89,397	70%
263	58600	599	OTHER CHARGES	0	0	0	2,179	0	0	0	0	0	0	0%
263	58600	709	DATA PROCESSING EQUIPMENT	0	1,356	1,356	0	0	1,356	1,356	0	0	-1,356	0%
263	58600	---		681,697	704,311	22,616	6,420,426	3,012,782	3,405,772	392,993	7,804	6,948,651	3,535,075	49%
263	58600	---		681,697	704,311	22,616	6,420,426	3,012,782	3,405,772	392,993	7,804	6,948,651	3,535,075	49%
263	-----	---		681,697	704,311	22,616	6,420,426	3,012,782	3,405,772	392,993	7,804	6,948,651	3,535,075	49%

Number of Accounts: 1459

***** End of report *****