

Washington County, TN



Fund Financial Statements
(Budgetary Basis)
For the Period Ending
March 31, 2023
(Unaudited)

101-General Fund

116-Solid Waste Fund

122-Drug Fund

127-ARPA Special Revenue Fund

128-Opioid Special Revenue Fund

131-Highway Fund

151-Debt Service Fund

152-Rural Debt Service Fund

171-Capital Projects Funds

177-Education Capital Projects Fund

263-Insurance Fund

Table of Contents

Fund Operating Summary	1
Property Tax Revenue Trend Analysis	2
Revenue Detail & Expense Summary by Fund	
101 - General Fund.....	5
116 - Solid Waste Fund	13
122 - Drug Fund	15
127 – ARPA Special Revenue Fund	16
128 – Opioid Special Revenue Fund	17
131 – Highway Fund.....	18
151 – Debt Service Fund	21
152 – Rural Debt Service Fund.....	23
171 – Capital Projects Fund.....	24
177 – Education Capital Projects Fund.....	26
263 – Employee Health Self-Insurance Fund.....	28
Revenue Comparison by Fund	
101 - General Fund.....	29
116 - Solid Waste Fund	32
122 - Drug Fund	33
127 – ARPA Special Revenue Fund	34
128 – Opioid Special Revenue Fund	35
131 – Highway Fund.....	36
151 – Debt Service Fund	38
152 – Rural Debt Service Fund.....	39
171 – Capital Projects Fund.....	40
177 – Education Capital Projects Fund.....	41
263 – Employee Health Self-Insurance Fund.....	42
Expense Detail by Fund	
101 - General Fund.....	43
116 - Solid Waste Fund	94
122 - Drug Fund	97
127 – ARPA Special Revenue Fund	98
128 – Opioid Special Revenue Fund	none
131 – Highway Fund.....	99
151 – Debt Service Fund	106
152 – Rural Debt Service Fund.....	108
171 – Capital Projects Fund.....	109
177 – Education Capital Projects Fund.....	112
263 – Employee Health Self-Insurance Fund.....	114

Washington County

Fund Operating Summary - Budgetary Basis

For the Period Ending March 31, 2023 (Unaudited)

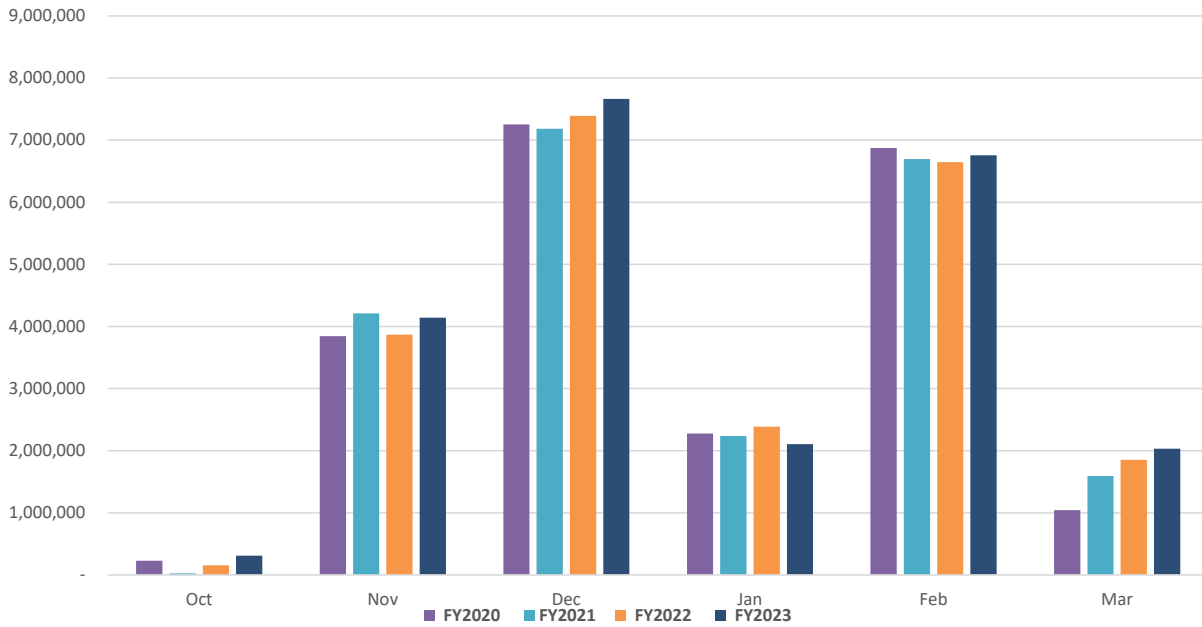
#	Fund	Fund Balance 6-30-2022	Revenue	Expense	Revenue Over (Under) Expense	Fund Balance 3-31-2023 (Unaudited)
101	General	21,185,961	36,456,084	42,674,390	(6,218,306)	14,967,655
116	Solid Waste	648,565	1,549,931	1,346,571	203,360	851,925
122	Drug	353,307	20,201	60,816	(40,615)	312,692
127	ARPA Special Revenue	22,593,305	19,405	8,572,265	(8,552,860)	14,040,445
128	Opioid Special Revenue	-	692,519		692,519	692,519
131	Highway	6,573,430	8,629,970	6,445,159	2,184,811	8,758,241
151	Debt Service	6,144,478	13,637,435	3,343,797	10,293,638	16,438,116
152	Rural Debt Service	9,927	254,322	254,169	153	10,080
171	Capital Projects	5,614,179	6,862,991	6,199,949	663,042	6,277,221
177	Education Capital Projects	4,857,279	6,174,539	3,611,863	2,562,676	7,419,955
263	Self-Insurance	3,791,894	5,171,861	5,158,510	13,351	3,805,245

General Fund

Current Year Property Tax Trend Analysis - General Fund

Month	FY2020		FY2021		FY2022		FY2023	
	Amount	Cumulative % of Budget	Amount	Cumulative % of Budget	Amount	Cumulative % of Budget	Amount	Cumulative % of Budget
Jul	2,398	0.0%	11,680	0.1%	821	0.0%	1,097	0.0%
Aug	-	0.0%	-	0.1%	-	0.0%	-	0.0%
Sep	(95)	0.0%	-	0.1%	-	0.0%	-	0.0%
Oct	227,308	1.0%	25,285	0.2%	153,554	0.7%	309,450	1.4%
Nov	3,843,419	18.5%	4,209,271	19.4%	3,869,542	18.1%	4,139,581	19.7%
Dec	7,253,037	51.4%	7,184,131	52.2%	7,392,975	51.5%	7,662,053	53.6%
Jan	2,276,784	61.8%	2,237,949	62.4%	2,387,686	62.3%	2,107,147	62.9%
Feb	6,874,889	93.0%	6,694,020	92.9%	6,645,894	92.2%	6,753,978	92.7%
Mar	1,042,378	97.7%	1,592,643	100.2%	1,852,138	100.6%	2,034,098	101.7%
Apr	129,942	98.3%	343,642	101.8%	116,367	101.1%	-	101.7%
May	78,151	98.7%	181,111	102.6%	185,917	101.9%	-	101.7%
Jun	136,713	99.3%	(28,088)	102.4%	143,325	102.6%	-	101.7%
Actual	<u>21,864,924</u>	99.3%	<u>22,451,644</u>	102.4%	<u>22,748,219</u>	102.6%	<u>23,007,404</u>	101.7%
Budget	<u>22,017,420</u>		<u>21,914,750</u>		<u>22,172,770</u>		<u>22,617,358</u>	
Surplus / (Deficit)	<u>(152,496)</u>		<u>536,894</u>		<u>575,449</u>		<u>390,046</u>	

General Fund - Property Tax

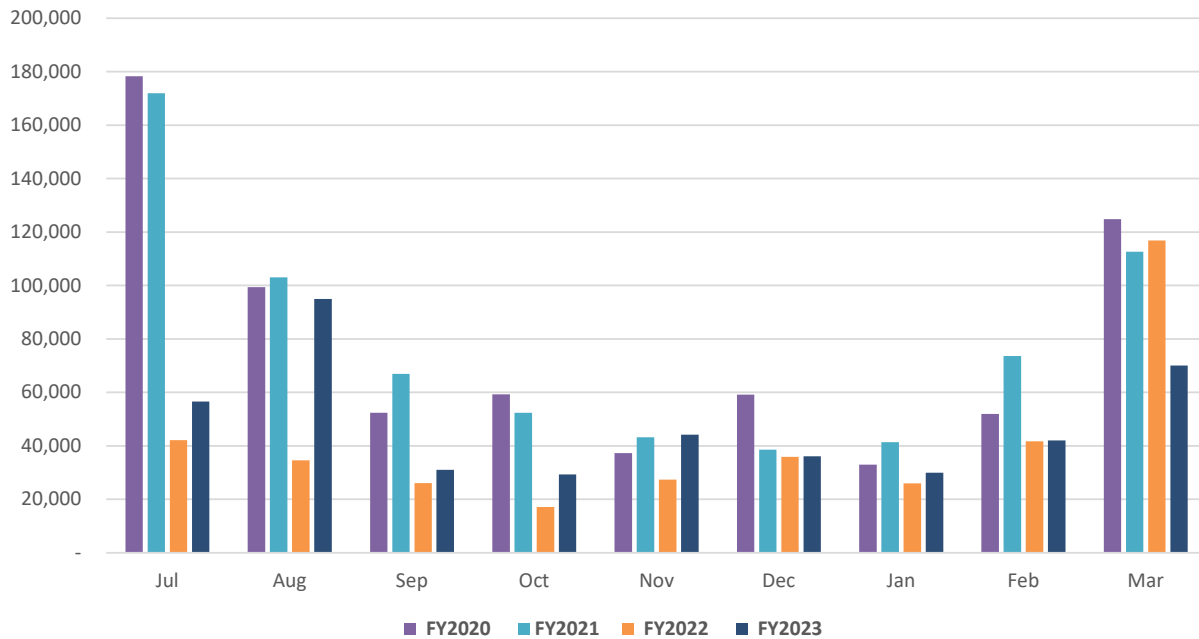


General Fund

Trustee Prior Year Collections - General Fund

Month	FY2020		FY2021		FY2022		FY2023	
	Cumulative Amount	% of Budget	Cumulative Amount	% of Budget	Cumulative Amount	% of Budget	Cumulative Amount	% of Budget
Jul	178,241	25.5%	171,923	24.6%	42,151	6.0%	56,615	12.4%
Aug	99,384	39.7%	103,057	39.3%	34,583	11.0%	94,923	33.1%
Sep	52,376	47.1%	66,925	48.8%	26,090	14.7%	31,016	39.9%
Oct	59,334	55.6%	52,379	56.3%	17,095	17.1%	29,328	46.3%
Nov	37,283	60.9%	43,249	62.5%	27,374	21.0%	44,167	55.9%
Dec	59,180	69.4%	38,597	68.0%	35,938	26.2%	36,151	63.8%
Jan	32,943	74.1%	41,410	73.9%	25,967	29.9%	29,942	70.3%
Feb	51,989	81.5%	73,600	84.4%	41,728	35.8%	42,073	79.5%
Mar	124,795	99.4%	112,603	100.5%	116,817	52.5%	70,033	94.8%
Apr	407	99.4%	2,794	100.9%	14,221	54.6%	-	94.8%
May	-	99.4%	21	100.9%	168	54.6%	-	94.8%
Jun	512	99.5%	-	100.9%	383	54.6%	-	94.8%
Actual	<u>696,444</u>	99.5%	<u>706,558</u>	100.9%	<u>382,515</u>	54.6%	<u>434,248</u>	94.8%
Budget	<u>700,000</u>		<u>700,000</u>		<u>700,000</u>		<u>458,100</u>	
Surplus / (Deficit)	<u>(3,556)</u>		<u>6,558</u>		<u>(317,485)</u>		<u>(23,852)</u>	

General Fund - Trustee Prior Year Tax Collections

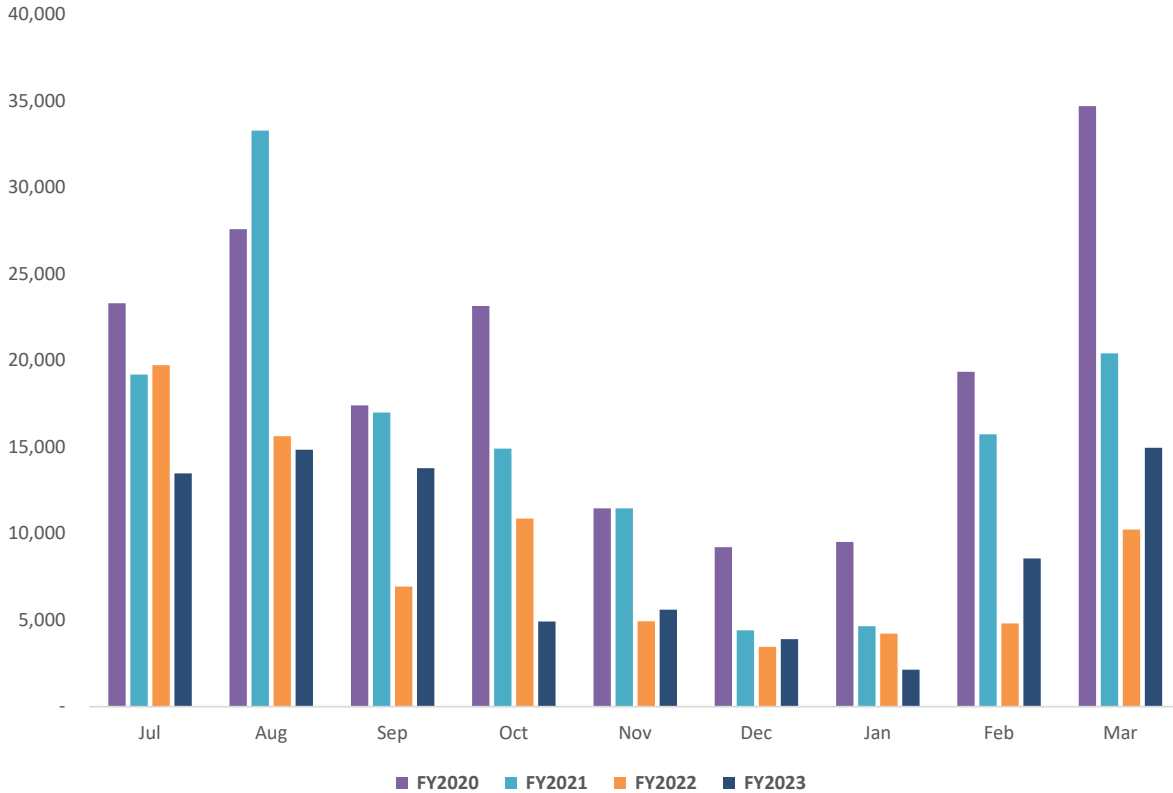


General Fund

Clerk & Master Prior Year Tax Collection Trend Analysis - General Fund

Month	FY2020		FY2021		FY2022		FY2023	
	Amount	Cumulative %	Amount	Cumulative %	Amount	Cumulative %	Amount	Cumulative %
		of Budget		of Budget		of Budget		of Budget
Jul	23,316	9.3%	19,203	9.6%	19,735	13.2%	13,484	10.8%
Aug	27,602	20.4%	33,298	26.3%	15,633	23.6%	14,850	22.7%
Sep	17,414	27.3%	16,998	34.7%	6,938	28.2%	13,781	33.7%
Oct	23,165	36.6%	14,912	42.2%	10,878	35.5%	4,923	37.6%
Nov	11,467	41.2%	11,463	47.9%	4,941	38.8%	5,608	42.1%
Dec	9,223	44.9%	4,410	50.1%	3,463	41.1%	3,908	45.2%
Jan	9,521	48.7%	4,644	52.5%	4,223	43.9%	2,140	47.0%
Feb	19,354	56.4%	15,746	60.3%	4,813	47.1%	8,571	53.8%
Mar	34,715	70.3%	20,414	70.5%	10,236	53.9%	14,964	65.8%
Apr	32,102	83.2%	11,525	76.3%	15,916	64.5%	-	65.8%
May	15,393	89.3%	7,054	79.8%	4,261	67.4%	-	65.8%
Jun	7,539	92.3%	11,930	85.8%	6,638	71.8%	-	65.8%
Actual	230,811	92.3%	171,597	85.8%	107,675	71.8%	82,229	65.8%
Budget	250,000		200,000		150,000		125,000	
Surplus / (Deficit)	(19,189)		(28,403)		(42,325)		(42,771)	

General Fund - Clerk & Master Prior Year Tax Collections



Fnd Acct	Description	March	March	Difference	2021-22	2021-22	2022-23	Y-O-Y	Y-O-Y	OPEN	2022-23	REMAINING	% BUDGET
		2021-22	2022-23		TOTALS	YTD TOTAL	YTD TOTAL	DIFFERENCE	%	Pos	BUDGET	BUDGET	USED
101	GENERAL FUND												
R	Revenue												
40000	TOTAL LOCAL TAXES												
101 40110	CURRENT PROPERTY TAX	1,852,138	2,034,098	181,959	22,748,220	22,302,611	23,007,404	704,793	3%	0	22,617,358	-390,046	102%
101 40120	TRUSTEE COLLECTIONS - PRIOR YR	116,817	70,033	-46,784	382,514	367,742	434,248	66,506	18%	0	458,100	23,852	95%
101 40125	TRUSTEE COLLECTIONS - BANKRUPT	250	0	-250	3,520	2,691	36	-2,655	-99%	0	7,500	7,464	0%
101 40130	COURT COLLECTIONS - PRIOR YRS	10,236	14,964	4,728	107,676	80,861	82,229	1,368	2%	0	125,000	42,771	66%
101 40140	INTEREST AND PENALTY	30,567	25,360	-5,207	114,785	84,451	84,057	-394	0%	0	150,000	65,943	56%
101 40161	PILOT - TVA	0	0	0	1,827	1,827	1,827	0	0%	0	1,800	-27	102%
101 40162	PILOT - LOCAL UTILITIES	0	0	0	394,937	0	857	857	0%	0	390,000	389,143	0%
101 40163	PILOT - OTHER	0	3,190	3,190	5,719	3,962	4,269	307	8%	0	5,000	731	85%
101 40210	LOCAL OPTION SALES TAX	1,604	1,604	0	20,860	14,467	12,830	-1,637	-11%	0	18,000	5,170	71%
101 40250	LITIGATION TAX - GENERAL	12,412	15,446	3,034	147,912	109,388	123,876	14,487	13%	0	150,000	26,124	83%
101 40260	LITIGATION TAX - SPECIAL PURPO	1,308	1,559	251	52	11,774	12,942	1,168	10%	0	14,000	1,058	92%
101 40268	LITIGATION TAX - COURT SECURIT	14,394	17,671	3,277	174,389	129,176	145,111	15,935	12%	0	150,000	4,890	97%
101 40270	BUSINESS TAX	41,712	39,626	-2,086	827,670	196,736	248,769	52,033	26%	0	750,000	501,231	33%
101 40320	BANK EXCISE TAX	149,290	176,492	27,202	149,290	149,290	176,492	27,202	18%	0	150,000	-26,492	118%
101 40330	WHOLESALE BEER TAX	23,858	22,340	-1,518	355,402	273,773	265,462	-8,311	-3%	0	380,000	114,538	70%
101 40390	OTHER STATUTORY LOCAL TAXES	8,756	10,881	2,125	105,467	78,526	88,807	10,281	13%	0	95,000	6,193	93%
101 40---	TOTAL LOCAL TAXES	2,263,342	2,433,264	169,921	25,540,240	23,807,275	24,689,216	881,940	4%	0	25,461,758	772,543	97%
41000	TOTAL LICENSES AND PERMITS												
101 41110	MARRIAGE LICENSE	219	148	-71	3,111	2,244	2,226	-18	-1%	0	3,000	774	74%
101 41140	CABLE TV FRANCHISE	490,319	0	-490,319	541,199	500,645	21,469	-479,176	-96%	0	540,000	518,531	4%
101 41520	BUILDING PERMITS	48,826	27,163	-21,663	466,339	331,357	331,132	-225	0%	0	425,000	93,868	78%
101 41590	OTHER PERMITS	405	0	-405	6,690	4,710	0	-4,710	-100%	0	10,000	10,000	0%
101 41---	TOTAL LICENSES AND PERMITS	539,769	27,311	-512,458	1,017,339	838,956	354,827	-484,129	-58%	0	978,000	623,173	36%
42000	FINES												
101 42110	FINES	2,104	977	-1,127	36,650	18,485	18,853	368	2%	0	25,000	6,147	75%
101 42210	FINES	473	1,311	838	6,324	2,097	3,653	1,556	74%	0	6,000	2,347	61%
101 42241	DRUG COURT FEES	81	387	306	1,328	747	1,786	1,039	139%	0	2,000	214	89%
101 42250	JAIL FEES	1,585	2,777	1,192	17,556	9,272	16,642	7,370	79%	0	20,000	3,358	83%
101 42280	DUI TREATMENT FINES	99	238	138	2,107	931	1,334	404	43%	0	2,000	666	67%
101 42290	DATA ENTRY FEE -CRIMINAL COURT	718	262	-456	6,279	4,385	5,791	1,405	32%	0	8,000	2,209	72%

Fnd	Acct	Description	March	March	Difference	2021-22	2021-22	2022-23	Y-O-Y	Y-O-Y	OPEN	2022-23	REMAINING	% BUDGET
			2021-22	2022-23		TOTALS	YTD TOTAL	YTD TOTAL	DIFFERENCE	%	Pos	BUDGET	BUDGET	USED
101		GENERAL FUND												
R		Revenue												
42000		FINES												
101	42291	COURTROOM SECURITY FEE	1,879	1,988	108	22,704	16,552	15,859	-693	-4%	0	25,000	9,141	63%
101	42292	VICTIMS ASSISTANCE ASSESSMENTS	724	1,164	440	5,395	3,687	5,162	1,475	40%	0	5,000	-162	103%
101	42310	FINES	6,704	1,962	-4,742	130,387	73,865	52,384	-21,481	-29%	0	120,000	67,616	44%
101	42311	FINES FOR LITTERING(SESSIONS C	0	0	0	0	0	459	459	0%	0	0	-459	0%
101	42320	OFFICERS COSTS	6,793	8,337	1,544	72,370	52,678	56,992	4,314	8%	0	80,000	23,008	71%
101	42330	GAME AND FISH FINES	16	5	-11	209	203	54	-149	-73%	0	200	146	27%
101	42341	DRUG COURT FEES	531	615	84	6,860	4,390	3,921	-469	-11%	0	10,000	6,079	39%
101	42350	JAIL FEES	10,491	9,486	-1,006	94,825	75,316	87,135	11,818	16%	0	118,000	30,865	74%
101	42380	DUI TREATMENT FINES	1,960	1,464	-496	17,528	12,846	12,373	-473	-4%	0	17,000	4,627	73%
101	42390	DATA ENTRY FEE-GENERAL SESSION	2,430	2,639	209	26,651	19,661	23,198	3,537	18%	0	35,000	11,802	66%
101	42391	COURTROOM SECURITY FEE	351	320	-31	3,677	2,654	3,172	518	20%	0	5,000	1,828	63%
101	42392	VICTIMS ASSISTANCE ASSESSMENTS	4,088	4,365	277	42,452	30,515	34,649	4,134	14%	0	40,000	5,351	87%
101	42410	FINES	10	0	-10	296	391	48	-344	-88%	0	1,000	953	5%
101	42420	OFFICERS COSTS	653	305	-348	6,194	4,938	3,112	-1,826	-37%	0	5,000	1,888	62%
101	42490	DATA ENTRY FEE-JUVENILE COURT	276	116	-160	1,798	1,536	770	-766	-50%	0	1,500	730	51%
101	42491	COURTROOM SECURITY FEE	0	0	0	2	2	0	-2	-100%	0	0	0	0%
101	42520	OFFICERS COST	61	361	300	2,795	1,934	2,774	840	43%	0	2,500	-274	111%
101	42530	DATA ENTRY FEE-CHANCERY COURT	444	520	76	5,267	3,779	4,238	459	12%	0	5,000	762	85%
101	42591	COURTROOM SECURITY FEE	10	60	50	224	196	699	503	256%	0	500	-199	140%
101	42610	FINES	4,168	4,731	563	57,266	35,160	33,503	-1,657	-5%	0	45,000	11,498	74%
101	42910	PROCEEDS FROM CONFISCATED PROP	0	4,010	4,010	57,068	23,269	36,470	13,201	57%	0	0	-36,470	0%
101	42---	FINES	46,649	48,400	1,748	624,212	399,489	425,031	25,540	6%	0	578,700	153,671	73%
43000		CHARGES FOR CURRENT SERVICES												
101	43170	WORK RELEASE CHARGES FOR BOARD	1,125	1,160	35	1,745	1,475	1,925	450	31%	0	1,000	-925	193%
101	43350	COPY FEES	368	0	-368	1,791	1,531	1,329	-202	-13%	0	1,150	-179	116%
101	43360	LIBRARY FEES	626	1,045	418	10,029	7,698	7,073	-625	-8%	0	0	-7,073	0%
101	43365	ARCHIVES & RECORDS MANAGEMENT	20,390	21,352	962	264,137	193,992	199,372	5,380	3%	0	270,000	70,628	74%
101	43370	TELEPHONE COMMISSIONS	44,546	17,094	-27,450	263,209	196,109	84,292	-111,816	-57%	0	158,000	73,708	53%
101	43382	ELECTRONIC CITATION FEE	219	447	228	2,792	1,935	3,433	1,497	77%	0	2,500	-932	137%
101	43383	ADD'T TITLE & REGISTRATION FEE	0	10,011	10,011	0	0	83,286	83,286	0%	0	0	-83,286	0%
101	43392	DATA PROCESSING FEE - REGISTER	3,642	2,454	-1,188	50,742	38,752	28,932	-9,820	-25%	0	50,000	21,068	58%
101	43394	DATA PROCESSING FEE - SHERIFF	446	520	74	4,866	3,487	3,800	314	9%	0	6,000	2,200	63%
101	43395	SEXUAL OFFENDER REGISTR FEE	0	150	150	8,550	2,550	2,100	-450	-18%	0	6,000	3,900	35%

Fnd	Acct	Description	March	March	Difference	2021-22	2021-22	2022-23	Y-O-Y	Y-O-Y	OPEN	2022-23	REMAINING	% BUDGET
			2021-22	2022-23		TOTALS	YTD TOTAL	YTD TOTAL	DIFFERENCE	%	Pos	BUDGET	BUDGET	USED
101		GENERAL FUND												
R		Revenue												
43000		CHARGES FOR CURRENT SERVICES												
101	43396	DATA PROCESSING FEE-COUNTY CLE	1,392	1,539	147	17,337	7,914	6,099	-1,815	-23%	0	15,000	8,901	41%
101	43397	SUBS/DOC RETRIEVAL FEE - CIRCU	1,200	1,000	-200	11,000	7,700	8,200	500	6%	0	10,000	1,800	82%
101	43399	VEH INS COVERAGE & REINSTATEME	530	855	325	7,130	4,640	5,530	890	19%	0	5,000	-530	111%
101	43990	OTHER CHARGES FOR SERVICES	0	145	145	90,675	600	510	-90	-15%	0	90,000	89,490	1%
101	43---	CHARGES FOR CURRENT SERVICES	74,484	57,772	-16,711	734,003	468,383	435,881	-32,501	-7%	0	614,650	178,770	71%
44000		TOTAL OTHER LOCAL REVENUE												
101	44110	INVESTMENT INCOME	139	17,657	17,518	-119,980	12,131	120,601	108,469	894%	0	44,000	-76,601	274%
101	44120	LEASE/RENTALS	9,052	12,132	3,080	108,640	81,345	100,536	19,191	24%	0	108,300	7,764	93%
101	44130	SALE OF MATERIALS AND SUPPLIES	0	0	0	873	873	0	-873	-100%	0	0	0	0%
101	44131	COMMISSARY SALES	17,101	9,735	-7,366	62,566	45,814	52,645	6,831	15%	0	60,000	7,355	88%
101	44170	MISCELLANEOUS REFUNDS	3,093	11,433	8,340	34,037	24,813	41,726	16,913	68%	0	25,000	-16,726	167%
101	44180	EXPENDITURE CREDITS	0	0	0	5	5	0	-5	-100%	0	0	0	0%
101	44530	SALE OF EQUIPMENT	6,860	2,725	-4,135	81,813	12,110	15,587	3,478	29%	0	61,500	45,913	25%
101	44540	SALE OF PROPERTY	-2,774	0	2,774	34,449	34,449	123,517	89,068	259%	0	0	-123,517	0%
101	44570	CONTRIBUTIONS & GIFTS	250	0	-250	300	250	0	-250	-100%	0	0	0	0%
101	44990	OTHER LOCAL REVENUES	0	0	0	3,809	0	0	0	0%	0	0	0	0%
101	44---	TOTAL OTHER LOCAL REVENUE	33,721	53,682	19,961	206,512	211,790	454,612	242,822	115%	0	298,800	-155,812	152%
45000		FEE RECEIVED FROM COUNTY OFFI												
101	45510	COUNTY CLERK	108,579	128,709	20,131	1,541,124	1,028,234	1,116,869	88,635	9%	0	1,700,000	583,131	66%
101	45520	CIRCUIT COURT CLERK	64,120	26,937	-37,184	534,150	379,183	467,201	88,019	23%	0	625,000	157,799	75%
101	45540	GENERAL SESSIONS COURT CLERK	84,480	96,589	12,109	912,233	638,735	715,553	76,818	12%	0	950,000	234,447	75%
101	45550	CLERK AND MASTER	36,248	49,491	13,243	413,997	275,041	336,612	61,571	22%	0	450,000	113,388	75%
101	45560	JUVENILE COURT CLERK	2,941	1,912	-1,029	19,716	16,130	13,167	-2,963	-18%	0	20,000	6,833	66%
101	45580	REGISTER	66,243	39,195	-27,047	886,761	697,800	556,080	-141,720	-20%	0	940,000	383,920	59%
101	45610	TRUSTEE	511,214	526,699	15,485	2,458,515	2,077,576	2,183,383	105,807	5%	0	2,500,000	316,617	87%
101	45---	FEE RECEIVED FROM COUNTY OFFI	873,825	869,532	-4,292	6,766,496	5,112,699	5,388,865	276,167	5%	0	7,185,000	1,796,135	75%

Fnd	Acct	Description	March	March	Difference	2021-22	2021-22	2022-23	Y-O-Y	Y-O-Y	OPEN	2022-23	REMAINING	% BUDGET
			2021-22	2022-23		TOTALS	YTD TOTAL	YTD TOTAL	DIFFERENCE	%	Pos	BUDGET	BUDGET	USED
101		GENERAL FUND												
R		Revenue												
46000		STATE OF TENNESSEE												
101	46110	JUVENILE SERVICES PROGRAM	0	0	0	9,135	6,570	4,500	-2,070	-32%	0	13,500	9,000	33%
101	46210	LAW ENFORCEMENT TRAINING PROGR	0	73,600	73,600	68,800	0	73,600	73,600	0%	0	0	-73,600	0%
101	46290	OTHER PUBLIC SAFETY GRANTS	0	0	0	0	0	25,265	25,265	0%	0	236,908	211,643	11%
101	46310	HEALTH DEPARTMENT PROGRAMS	58,468	71,714	13,246	670,006	536,424	587,306	50,881	9%	0	1,162,521	575,215	51%
101	46430	LITTER PROGRAM	0	3,677	3,677	64,753	35,875	41,765	5,890	16%	0	72,100	30,335	58%
101	46820	INCOME TAX	0	0	0	11,272	48,683	11,272	-37,411	-77%	0	0	-11,272	0%
101	46830	BEER TAX	0	0	0	19,194	10,196	10,443	247	2%	0	20,000	9,557	52%
101	46835	VEHICLE CERT OF TITLE FEE	1,401	1,620	219	22,698	16,288	14,438	-1,850	-11%	0	19,000	4,562	76%
101	46840	ALCOHOLIC BEVERAGE TAX	81	237	156	243,209	150,592	188,589	37,997	25%	0	205,000	16,411	92%
101	46845	OPIOD SETTLEMENT FUNDS	0	0	0	4,148,454	4,148,454	214,029	-3,934,425	-95%	0	0	-214,029	0%
101	46852	STATE REVENUE SHARING - TELECO	20,004	19,835	-170	273,800	191,111	190,921	-190	0%	0	290,000	99,079	66%
101	46855	SPORTS BETTING TAX	0	0	0	67,362	38,975	53,118	14,143	36%	0	0	-53,118	0%
101	46915	CONTRACTED PRISONER BOARDING	158,379	0	-158,379	1,742,364	931,242	1,021,433	90,191	10%	0	1,680,000	658,567	61%
101	46960	REGISTRAR SALARY SUPP - ELECT	0	0	0	15,164	7,582	7,582	0	0%	0	15,200	7,618	50%
101	46980	OTHER STATE GRANTS	11,101	150,532	139,431	986,969	919,696	298,655	-621,040	-68%	0	1,070,000	771,345	28%
101	46990	OTHER STATE REVENUES	2,630	60	-2,570	598,248	550,404	710,181	159,777	29%	0	1,185,000	474,819	60%
101	46---	STATE OF TENNESSEE	252,064	321,275	69,210	8,941,428	7,592,092	3,453,097	-4,138,995	-55%	0	5,969,229	2,516,132	58%
47000		FEDERAL GOVERNMENT												
101	47220	CIVIL DEFENSE REIMBURSEMENT	0	0	0	62,890	0	0	0	0%	0	62,500	62,500	0%
101	47235	HOMELAND SECURITY GRANTS	0	0	0	131,741	0	0	0	0%	0	128,000	128,000	0%
101	47250	LAW ENFORCEMENT GRANTS	0	0	0	0	0	13,286	13,286	0%	0	60,000	46,714	22%
101	47301	FED CARES ACT UNEMPLOYMENT REB	0	0	0	3,984	3,984	0	-3,984	-100%	0	0	0	0%
101	47307	CESF VIDEO ARRAIGNMENT GRANT	0	0	0	87,031	87,031	0	-87,031	-100%	0	0	0	0%
101	47590	OTHER FEDERAL THROUGH STATE	0	0	0	0	0	20,135	20,135	0%	0	832	-19,303	2,420%
101	47700	ASSET FORFEITURE FUNDS	0	0	0	16,841	9,592	32,867	23,275	243%	0	0	-32,867	0%
101	47803	BJA FY20 CORONA VIRUS EMER SUP	36,299	36,299	0	0	36,299	36,299	0	0%	0	36,299	0	100%
101	47990	OTHER DIRECT FEDERAL REVENUE	270,123	116,658	-153,464	1,446,419	1,033,621	796,566	-237,055	-23%	0	1,297,574	501,008	61%
101	47---	FEDERAL GOVERNMENT	306,422	152,957	-153,464	1,748,906	1,170,527	899,153	-271,374	-23%	0	1,585,205	686,052	57%

Fnd Acct	Description	March 2021-22	March 2022-23	Difference	2021-22 TOTALS	2021-22 YTD TOTAL	2022-23 YTD TOTAL	Y-O-Y DIFFERENCE	Y-O-Y %	OPEN Pos	2022-23 BUDGET	REMAINING BUDGET	% BUDGET USED
101	GENERAL FUND												
R	Revenue												
48000	OTHER GOVERNMENT AND CITIZENS												
101 48130	CONTRIBUTIONS	0	0	0	13,500	0	13,500	13,500	0%	0	13,500	0	100%
101 48140	CONTRACTED SERVICES	0	0	0	145,936	145,936	162,372	16,436	11%	0	150,000	-12,372	108%
101 48990	OTHER REVENUE	0	0	0	17,500	8,750	30,930	22,180	253%	0	4,680	-26,250	661%
101 48---	OTHER GOVERNMENT AND CITIZENS	0	0	0	176,936	154,686	206,802	52,116	34%	0	168,180	-38,622	123%
49000	OTHER SOURCES (NON-REVENUE)												
101 49600	PROCEEDS FROM SALE OF CAPITAL	0	0	0	399,800	399,800	0	-399,800	-100%	0	0	0	0%
101 49700	INSURANCE RECOVERY	0	0	0	7,522	6,473	63,978	57,506	888%	0	63,979	1	100%
101 49800	TRANSFERS IN	0	0	0	0	0	0	0	0%	0	2,500,000	2,500,000	0%
101 49810	CITY GENERAL FUND TRANSFER	0	3,384	3,384	25,362	25,362	84,622	59,260	234%	0	95,720	11,098	88%
101 49997	COMMITTED- ETSU PERF ART CTR	0	0	0	0	0	0	0	0%	0	100,000	100,000	0%
101 49---	OTHER SOURCES (NON-REVENUE)	0	3,384	3,384	432,684	431,635	148,600	-283,034	-66%	0	2,759,699	2,611,099	5%
101 -----	Revenue	4,390,276	3,967,577	-422,701	46,188,756	40,187,532	36,456,084	-3,731,448	-9%	0	45,599,221	9,143,141	80%
E	Expense												
51000	GENERAL GOVERNMENT												
101 51100	COUNTY COMMISSION	10,259	15,410	5,151	96,862	76,021	115,808	39,786	52%	5,040	267,442	146,594	45%
101 51210	BOARD OF EQUALIZATION	0	0	0	2,300	0	0	0	0%	0	6,210	6,210	0%
101 51300	COUNTY MAYOR/EXECUTIVE	22,410	28,226	5,817	289,291	217,167	226,107	8,939	4%	667	303,384	76,610	75%
101 51400	COUNTY ATTORNEY	21,270	32,690	11,421	314,222	214,134	226,270	12,134	6%	675	338,094	111,151	67%
101 51500	ELECTION COMMISSION	72,260	45,664	-26,595	800,650	447,277	637,501	190,225	43%	782,360	1,618,367	198,506	88%
101 51600	REGISTER OF DEEDS	45,075	59,462	14,389	595,805	444,439	469,291	24,852	6%	32,937	672,786	170,558	75%
101 51720	PLANNING	15,886	25,222	9,337	222,665	164,862	185,487	20,624	13%	1,137	242,445	55,821	77%
101 51750	CODES COMPLIANCE	25,219	52,538	27,321	425,547	290,774	323,182	32,410	11%	8,845	498,396	166,370	67%
101 51800	COUNTY BUILDINGS	25,920	36,680	10,760	435,404	245,121	360,337	115,217	47%	17,124	475,700	98,239	79%
101 51900	OTHER GENERAL ADMINISTRATION	191,927	181,491	-10,433	1,883,494	1,629,184	1,418,358	-210,827	-13%	8,781	1,710,467	283,328	83%
101 51910	PRESERVATION OF RECORDS	17,682	22,881	5,199	241,867	190,308	212,642	22,328	12%	3,908	283,018	66,471	77%
101 51---	GENERAL GOVERNMENT	447,908	500,264	52,367	5,308,107	3,919,287	4,174,983	255,688	7%	861,474	6,416,309	1,379,858	78%

Fnd	Acct	Description	March	March	Difference	2021-22	2021-22	2022-23	Y-O-Y	Y-O-Y	OPEN	2022-23	REMAINING	% BUDGET
			2021-22	2022-23		TOTALS	YTD TOTAL	YTD TOTAL	DIFFERENCE	%	Pos	BUDGET	BUDGET	USED
101		GENERAL FUND												
E		Expense												
52000		FINANCE												
101	52100	ACCOUNTS AND BUDGETS	34,433	65,285	30,852	557,460	370,361	485,112	114,750	31%	2,057	653,490	166,322	75%
101	52200	PURCHASING	16,516	24,638	8,121	219,189	160,898	151,608	-9,290	-6%	1,876	232,479	78,995	66%
101	52300	PROPERTY ASSESSOR'S OFFICE	23,792	26,149	2,358	331,972	252,229	279,600	27,371	11%	5,120	380,011	95,293	75%
101	52310	REAPPRAISAL PROGRAM	47,363	74,645	27,283	627,576	484,330	497,483	13,154	3%	18,592	849,598	333,526	61%
101	52400	COUNTY TRUSTEE'S OFFICE	46,686	56,276	9,590	555,115	429,952	488,867	58,914	14%	13,768	666,577	163,944	75%
101	52500	COUNTY CLERK'S OFFICE	100,693	108,868	8,175	1,126,402	859,338	859,523	181	0%	33,105	1,209,909	317,282	74%
101	52---	FINANCE	269,483	355,861	86,379	3,417,714	2,557,108	2,762,193	205,080	8%	74,518	3,992,064	1,155,362	71%
53000		ADMINISTRATION OF JUSTICE												
101	53100	CIRCUIT COURT	162,984	225,900	62,921	2,250,850	1,635,853	1,750,752	114,897	7%	46,021	2,420,473	623,700	74%
101	53310	GENERAL SESSIONS JUDGE	57,412	63,616	6,202	675,550	506,568	553,502	46,931	9%	1,524	759,350	204,325	73%
101	53330	DRUG COURT	8,503	10,458	1,956	93,596	55,853	89,625	33,771	60%	28,914	150,562	32,023	79%
101	53400	CHANCERY COURT	75,818	92,997	17,181	811,652	601,490	656,019	54,525	9%	12,269	906,490	238,204	74%
101	53600	DISTRICT ATTORNEY GENERAL	5,824	5,824	0	77,410	65,796	59,560	-6,235	-9%	0	76,600	17,040	78%
101	53900	OTHER ADMIN OF JUSTICE	47,639	4,174	-43,464	160,172	92,463	85,566	-6,898	-7%	1,335	202,406	115,505	43%
101	53920	COURTROOM SECURITY	45,176	112,890	67,714	627,693	482,137	560,079	77,941	16%	0	870,318	310,239	64%
101	53930	VICTIM ASSISTANCE PROGRAMS	0	0	0	47,846	21,120	25,831	4,711	22%	0	45,000	19,169	57%
101	53---	ADMINISTRATION OF JUSTICE	403,356	515,859	112,510	4,744,769	3,461,280	3,780,934	319,643	9%	90,063	5,431,199	1,560,205	71%
54000		PUBLIC SAFETY												
101	54110	SHERIFF'S DEPARTMENT	617,803	1,177,435	559,628	9,365,253	6,658,121	8,098,774	1,440,655	22%	654,036	12,038,922	3,286,116	73%
101	54150	DRUG ENFORCEMENT	0	0	0	0	1,047	1,740	692	66%	0	0	-1,740	0%
101	54160	ADMIN OF SEX OFFENDER REGISTRY	50	600	550	2,800	650	650	0	0%	0	0	-650	0%
101	54210	JAIL	746,601	1,133,552	386,954	10,610,353	7,154,357	9,115,944	1,961,592	27%	311,309	12,350,152	2,922,901	76%
101	54240	JUVENILE SERVICES	27,547	49,464	21,916	420,041	300,405	350,542	50,138	17%	8,113	451,087	92,432	80%
101	54250	WORK RELEASE PROGRAM	775	517	-258	10,464	7,040	5,813	-1,228	-17%	0	12,050	6,237	48%
101	54310	FIRE PREVENTION AND CONTROL	0	0	0	990,500	758,625	774,750	16,125	2%	0	1,011,000	236,250	77%
101	54410	CIVIL DEFENSE - E.M.A.	20,849	27,948	7,098	211,034	173,329	182,986	9,657	6%	7,804	284,829	94,039	67%
101	54420	RESCUE SQUAD & LIFE SAVING CRE	0	0	0	86,000	86,000	87,700	1,700	2%	0	87,700	0	100%
101	54490	OTHER EMERGENCY MANAGEMENT	23,483	0	-23,483	97,870	32,820	7,517	-25,303	-77%	8,570	128,000	111,913	13%
101	54610	COUNTY MEDICAL EXAMINER	72,655	73,960	1,305	290,618	217,964	221,879	3,915	2%	0	300,325	78,446	74%
101	54900	OTHER PUBLIC SAFETY	163,090	180,118	17,026	982,127	817,518	912,152	94,634	12%	0	1,093,288	181,136	83%

Fnd Acct	Description	March	March	Difference	2021-22	2021-22	2022-23	Y-O-Y	Y-O-Y	OPEN	2022-23	REMAINING	% BUDGET
		2021-22	2022-23		TOTALS	YTD TOTAL	YTD TOTAL	DIFFERENCE	%	Pos	BUDGET	BUDGET	USED
101	GENERAL FUND												
E	Expense												
54000	PUBLIC SAFETY												
101 54---	PUBLIC SAFETY	1,672,853	2,643,594	970,736	23,067,060	16,207,876	19,760,447	3,552,577	22%	989,832	27,757,353	7,007,080	75%
55000	PUBLIC HEALTH AND WELFARE												
101 55110	LOCAL HEALTH CENTER	136,063	179,648	43,587	1,702,389	1,231,846	1,313,531	81,689	7%	63,427	2,289,305	912,349	60%
101 55120	RABIES AND ANIMAL CONTROL	0	0	0	250,000	187,500	187,500	0	0%	0	250,000	62,500	75%
101 55130	AMBULANCE/EMERGENCY MEDICAL SE	155,979	168,479	12,500	1,871,753	1,403,833	1,684,794	280,961	20%	0	2,021,753	336,959	83%
101 55170	ALCOHOL AND DRUG PROGRAM	0	2,140,000	2,140,000	0	0	3,940,000	3,940,000	0%	0	3,940,000	0	100%
101 55310	REGIONAL MENTAL HEALTH CENTER	0	0	0	17,000	17,000	17,000	0	0%	0	17,000	0	100%
101 55510	GENERAL WELFARE ASSISTANCE	3,600	1,800	-1,800	37,800	28,200	18,000	-10,200	-36%	0	30,000	12,000	60%
101 55720	SANITATION EDUCATION/INFORMATI	15,055	15,989	933	71,321	77,862	83,022	5,161	7%	1,765	102,170	17,383	83%
101 55---	PUBLIC HEALTH AND WELFARE	310,697	2,505,916	2,195,220	3,950,263	2,946,241	7,243,847	4,297,611	146%	65,192	8,650,228	1,341,191	84%
56000	SOCIAL,CULTRAL AND RECREATIONA												
101 56100	ADULT ACTIVITIES	38,000	0	-38,000	121,000	121,000	121,000	0	0%	0	121,000	0	100%
101 56500	LIBRARIES	73,102	79,503	6,406	845,950	602,560	673,811	71,253	12%	25,995	921,026	221,220	76%
101 56900	OTHER SOCIAL, CULTURAL & RECRE	0	0	0	115,000	90,000	90,000	0	0%	0	115,000	25,000	78%
101 56---	SOCIAL,CULTRAL AND RECREATIONA	111,102	79,503	-31,594	1,081,950	813,560	884,811	71,253	9%	25,995	1,157,026	246,220	79%
57000	AGRICULTURE & NATURAL RESOURCE												
101 57100	AGRICULTURAL EXTENSION SERVICE	2,817	5,202	2,386	446,224	223,824	250,278	26,454	12%	7,606	493,248	235,363	52%
101 57300	FOREST SERVICE	0	0	0	1,500	1,500	1,500	0	0%	0	1,500	0	100%
101 57500	SOIL CONSERVATION	14,064	21,522	7,458	192,847	124,224	134,599	10,373	8%	0	200,739	66,141	67%
101 57800	STORM WATER MANAGEMENT	0	4,000	4,000	60,230	17,460	19,460	2,000	11%	14,000	33,500	40	100%
101 57900	OTHER AGRICULTURE & NATURAL RE	80	0	-80	5,080	5,080	5,000	-80	-2%	0	5,000	0	100%
101 57---	AGRICULTURE & NATURAL RESOURCE	16,961	30,724	13,764	705,881	372,088	410,837	38,747	10%	21,606	733,987	301,544	59%

Fnd Acct	Description	March	March	Difference	2021-22	2021-22	2022-23	Y-O-Y	Y-O-Y	OPEN	2022-23	REMAINING	% BUDGET
		2021-22	2022-23		TOTALS	YTD TOTAL	YTD TOTAL	DIFFERENCE	%	Pos	BUDGET	BUDGET	USED
101	GENERAL FUND												
E	Expense												
58000	OTHER GENERAL GOVERNMENT												
101 58110	TOURISM	0	0	0	7,000	7,000	10,000	3,000	43%	0	10,000	0	100%
101 58190	OTHER ECOMOMIC AND COMMUNITY D	0	50,236	50,236	708,957	114,538	454,359	339,821	297%	761,157	2,198,204	982,688	55%
101 58220	AIRPORT	0	0	0	578,223	573,541	0	-573,541	-100%	0	19,987	19,987	0%
101 58300	VETERANS' SERVICES	4,210	9,854	5,644	57,585	38,388	78,252	39,866	104%	378	112,990	34,361	70%
101 58500	CONTRIBUTIONS TO OTHER AGENCIE	0	22,500	22,500	40,500	36,000	22,500	-13,500	-38%	0	40,500	18,000	56%
101 58600	EMPLOYEE BENEFITS	639	2,118	1,479	10,319	22,040	2,118	-19,922	-90%	0	0	-2,118	0%
101 58804	STATE CARES ACT FUNDING (1.9M)	0	0	0	60,030	225	0	-225	-100%	0	0	0	0%
101 58807	CESF VIDEO ARRAIGNMENT GRANT	0	0	0	87,031	87,031	0	-87,031	-100%	0	0	0	0%
101 58808	BJF FY20 CORONA VIRUS EMER SUP	0	3,152	3,152	0	0	36,422	36,422	0%	0	0	-36,422	0%
101 58900	MISCELLANEOUS	176,620	0	-176,620	176,620	176,620	0	-176,620	-100%	0	0	0	0%
101 58---	OTHER GENERAL GOVERNMENT	181,469	87,860	-93,609	1,726,265	1,055,383	603,651	-451,730	-43%	761,535	2,381,681	1,016,496	57%
99000	OTHER USES												
101 99100	TRANSFERS OUT	0	162,483	162,483	0	0	162,483	162,483	0%	0	0	-162,483	0%
101 99---	OTHER USES	0	162,483	162,483	0	0	162,483	162,483	0%	0	0	-162,483	0%
101	Expense	3,413,829	6,882,064	3,468,256	44,002,009	31,332,823	39,784,186	8,451,352	27%	2,890,215	56,519,847	13,845,473	76%
101	GENERAL FUND	976,447	-2,914,487	-3,890,957	2,186,747	8,854,709	-3,328,102	??????????	7%	-2,890,215	-10,920,626	-4,702,332	57%
=====													

Fnd Acct	Description	March	March	Difference	2021-22	2021-22	2022-23	Y-O-Y	Y-O-Y	OPEN	2022-23	REMAINING	% BUDGET
		2021-22	2022-23		TOTALS	YTD TOTAL	YTD TOTAL	DIFFERENCE	%	Pos	BUDGET	BUDGET	USED
116	SOLID WASTE/SANITATION												
R	Revenue												
40000	TOTAL LOCAL TAXES												
116 40110	CURRENT PROPERTY TAX	96,755	106,259	9,504	1,188,349	1,165,071	1,201,879	36,808	3%	0	1,181,504	-20,375	102%
116 40120	TRUSTEE COLLECTIONS - PRIOR YR	5,188	3,636	-1,552	17,027	16,423	22,606	6,183	38%	0	23,900	1,294	95%
116 40125	TRUSTEE COLLECTIONS - BANKRUPT	10	0	-10	144	107	1	-106	-99%	0	390	389	0%
116 40130	COURT COLLECTIONS - PRIOR YRS	458	782	323	5,018	3,621	4,296	675	19%	0	6,530	2,234	66%
116 40140	INTEREST AND PENALTY	1,401	1,309	-91	5,352	3,805	4,346	541	14%	0	7,840	3,494	55%
116 40161	PILOT - TVA	0	0	0	95	95	95	0	0%	0	90	-5	106%
116 40162	PILOT - LOCAL UTILITIES	0	0	0	20,631	0	45	45	0%	0	20,370	20,325	0%
116 40163	PILOT - OTHER	0	167	167	299	207	223	16	8%	0	260	37	86%
116 40270	BUSINESS TAX	2,179	2,070	-109	43,236	8,632	12,995	4,363	51%	0	39,180	26,185	33%
116 40320	BANK EXCISE TAX	7,799	9,220	1,421	7,799	7,799	9,220	1,421	18%	0	7,840	-1,380	118%
116 40---	TOTAL LOCAL TAXES	113,790	123,443	9,653	1,287,950	1,205,760	1,255,706	49,946	4%	0	1,287,904	32,198	97%
41000	TOTAL LICENSES AND PERMITS												
116 41110	MARRIAGE LICENSE	11	8	-4	163	115	116	1	1%	0	160	44	73%
116 41---	TOTAL LICENSES AND PERMITS	11	8	-4	163	115	116	1	1%	0	160	44	73%
43000	CHARGES FOR CURRENT SERVICES												
116 43114	SOLID WASTE DISPOSAL FEE	0	0	0	0	0	0	0	0%	0	5,050	5,050	0%
116 43116	SURCHARGE-WASTE TIRE DISPOSAL	11,864	8,345	-3,519	150,761	91,381	68,141	-23,240	-25%	0	85,850	17,709	79%
116 43---	CHARGES FOR CURRENT SERVICES	11,864	8,345	-3,519	150,761	91,381	68,141	-23,240	-25%	0	90,900	22,759	75%
44000	TOTAL OTHER LOCAL REVENUE												
116 44110	INVESTMENT INCOME	4	744	740	-3,491	155	3,923	3,768	2,423%	0	200	-3,723	1,962%
116 44145	SALE OF RECYCLED MATERIALS	19,556	13,667	-5,889	371,600	250,367	149,248	-101,119	-40%	0	250,000	100,752	60%
116 44170	MISCELLANEOUS REFUNDS	0	0	0	0	0	3,214	3,214	0%	0	0	-3,214	0%
116 44530	SALE OF EQUIPMENT	0	0	0	83,450	45,500	0	-45,500	-100%	0	0	0	0%
116 44990	OTHER LOCAL REVENUES	0	0	0	239	0	0	0	0%	0	0	0	0%
116 44---	TOTAL OTHER LOCAL REVENUE	19,560	14,411	-5,149	451,798	296,022	156,385	-139,637	-47%	0	250,200	93,815	63%

Fnd Acct	Description	March 2021-22	March 2022-23	Difference	2021-22 TOTALS	2021-22 YTD TOTAL	2022-23 YTD TOTAL	Y-O-Y DIFFERENCE	Y-O-Y %	OPEN POS	2022-23 BUDGET	REMAINING BUDGET	% BUDGET USED
116	SOLID WASTE/SANITATION												
R	Revenue												
46000	STATE OF TENNESSEE												
116 46170	SOLID WASTE GRANTS	0	0	0	0	0	0	0	0%	0	22,993	22,993	0%
116 46990	OTHER STATE REVENUES	0	0	0	122,127	60,611	69,583	8,971	15%	0	110,000	40,417	63%
116 46---	STATE OF TENNESSEE	0	0	0	122,127	60,611	69,583	8,971	15%	0	132,993	63,410	52%
49000	OTHER SOURCES (NON-REVENUE)												
116 49700	INSURANCE RECOVERY	0	0	0	4,694	4,694	0	-4,694	-100%	0	0	0	0%
116 49800	TRANSFERS IN	15,158	0	-15,158	15,158	15,158	0	-15,158	-100%	0	0	0	0%
116 49---	OTHER SOURCES (NON-REVENUE)	15,158	0	-15,158	19,852	19,852	0	-19,852	-100%	0	0	0	0%
116 -----	Revenue	160,383	146,207	-14,177	2,032,651	1,673,741	1,549,931	-123,811	-7%	0	1,762,157	212,226	88%
E	Expense												
55000	PUBLIC HEALTH AND WELFARE												
116 55732	CONVENIENCE CENTERS	105,367	148,349	42,982	1,536,965	1,095,794	1,196,179	100,389	9%	46,257	1,911,281	668,846	65%
116 55759	OTHER WASTE DISPOSAL	13,163	13,016	-147	203,541	147,284	97,551	-49,734	-34%	6,585	172,790	68,654	60%
116 55---	PUBLIC HEALTH AND WELFARE	118,530	161,365	42,835	1,740,506	1,243,078	1,293,730	50,655	4%	52,842	2,084,071	737,500	65%
116 -----	Expense	118,530	161,365	42,835	1,740,506	1,243,078	1,293,730	50,655	4%	52,842	2,084,071	737,500	65%
116 -----	SOLID WASTE/SANITATION	41,853	-15,158	-57,012	292,145	430,663	256,201	-174,466	-3%	-52,842	-321,914	-525,274	-63%

Fnd	Acct	Description	March	March	Difference	2021-22	2021-22	2022-23	Y-O-Y	Y-O-Y	OPEN	2022-23	REMAINING	% BUDGET
			2021-22	2022-23		TOTALS	YTD TOTAL	YTD TOTAL	DIFFERENCE	%	Pos	BUDGET	BUDGET	USED
122		DRUG FUND												
R		Revenue												
42000		FINES												
122	42240	DRUG CONTROL FINES	167	0	-167	1,831	1,509	6,026	4,517	299%	0	3,300	-2,726	183%
122	42340	DRUG CONTROL FINES	411	1,017	606	8,887	4,950	11,673	6,723	136%	0	7,000	-4,673	167%
122	42990	OTHER FINES, FORFEITURES, AND	125	0	-125	125	125	0	-125	-100%	0	0	0	0%
122	42---	FINES	703	1,017	314	10,843	6,584	17,699	11,115	169%	0	10,300	-7,399	172%
44000		TOTAL OTHER LOCAL REVENUE												
122	44110	INVESTMENT INCOME	2	266	265	-1,842	236	2,502	2,266	959%	0	400	-2,102	625%
122	44530	SALE OF EQUIPMENT	0	0	0	15,105	15,105	0	-15,105	-100%	0	0	0	0%
122	44990	OTHER LOCAL REVENUES	0	0	0	10,804	10,804	0	-10,804	-100%	0	0	0	0%
122	44---	TOTAL OTHER LOCAL REVENUE	2	266	265	24,067	26,145	2,502	-23,643	-90%	0	400	-2,102	625%
122	-----	Revenue	705	1,283	579	34,910	32,729	20,201	-12,528	-38%	0	10,700	-9,501	189%
E		Expense												
54000		PUBLIC SAFETY												
122	54150	DRUG ENFORCEMENT	2,176	5,586	3,409	16,156	15,419	42,452	27,034	175%	18,364	74,470	13,654	82%
122	54---	PUBLIC SAFETY	2,176	5,586	3,409	16,156	15,419	42,452	27,034	175%	18,364	74,470	13,654	82%
122	-----	Expense	2,176	5,586	3,409	16,156	15,419	42,452	27,034	175%	18,364	74,470	13,654	82%
122	-----	DRUG FUND	-1,471	-4,303	-2,830	18,754	17,310	-22,251	-39,562	30%	-18,364	-63,770	-23,155	64%

Fnd Acct	Description	March 2021-22	March 2022-23	Difference	2021-22 TOTALS	2021-22 YTD TOTAL	2022-23 YTD TOTAL	Y-O-Y DIFFERENCE	Y-O-Y %	OPEN Pos	2022-23 BUDGET	REMAINING BUDGET	% BUDGET USED
127	ARPA - SPECIAL REVENUE												
R	Revenue												
44000	TOTAL OTHER LOCAL REVENUE												
127 44110	INVESTMENT INCOME	16	11,502	11,485	-238,914	2,537	19,405	16,868	665%	0	5,000	-14,405	388%
127 44---	TOTAL OTHER LOCAL REVENUE	16	11,502	11,485	-238,914	2,537	19,405	16,868	665%	0	5,000	-14,405	388%
47000	FEDERAL GOVERNMENT												
127 47901	AMERICAN RESCUE PLAN ACT	10,481,755	0	??????????	25,129,577	11,129,257	0	??????????	-100%	0	14,000,321	14,000,321	0%
127 47---	FEDERAL GOVERNMENT	10,481,755	0	??????????	25,129,577	11,129,257	0	??????????	-100%	0	14,000,321	14,000,321	0%
127 -----	Revenue	10,481,771	11,502	??????????	24,890,663	11,131,794	19,405	??????????	-100%	0	14,005,321	13,985,916	0%
E	Expense												
58000	OTHER GENERAL GOVERNMENT												
127 58831	AMERICAN RESCUE PLAN 2021-22	148,405	316,645	168,240	2,297,547	619,265	6,308,520	5,689,254	919%	0	8,546,669	2,238,149	74%
127 58---	OTHER GENERAL GOVERNMENT	148,405	316,645	168,240	2,297,547	619,265	6,308,520	5,689,254	919%	0	8,546,669	2,238,149	74%
99000	OTHER USES												
127 99100	TRANSFERS OUT	0	0	0	0	0	2,263,745	2,263,745	0%	0	2,263,745	0	100%
127 99---	OTHER USES	0	0	0	0	0	2,263,745	2,263,745	0%	0	2,263,745	0	100%
127 -----	Expense	148,405	316,645	168,240	2,297,547	619,265	8,572,265	7,952,999	1,284%	0	10,810,414	2,238,149	79%
127 -----	ARPA - SPECIAL REVENUE	10,333,366	-305,143	??????????	22,593,116	10,512,529	-8,552,860	??????????	-27%	0	3,194,907	11,747,767	-268%
		=====	=====	=====	=====	=====	=====	=====	=====	=====	=====	=====	=====

Fnd Acct	Description	March	March	Difference	2021-22	2021-22	2022-23	Y-O-Y	Y-O-Y	OPEN	2022-23	REMAINING	% BUDGET
		2021-22	2022-23		TOTALS	YTD TOTAL	YTD TOTAL	DIFFERENCE	%	Pos	BUDGET	BUDGET	USED
128	OPIOID LITIGATION SETTLEMENT												
R	Revenue												
46000	STATE OF TENNESSEE												
128 46845	OPIOD SETTLEMENT FUNDS	0	530,036	530,036	0	0	530,036	530,036	0%	0	0	-530,036	0%
128 46---	STATE OF TENNESSEE	0	530,036	530,036	0	0	530,036	530,036	0%	0	0	-530,036	0%
49000	OTHER SOURCES (NON-REVENUE)												
128 49800	TRANSFERS IN	0	162,483	162,483	0	0	162,483	162,483	0%	0	0	-162,483	0%
128 49---	OTHER SOURCES (NON-REVENUE)	0	162,483	162,483	0	0	162,483	162,483	0%	0	0	-162,483	0%
128 -----	Revenue	0	692,519	692,519	0	0	692,519	692,519	0%	0	0	-692,519	0%
128 -----	OPIOID LITIGATION SETTLEMENT	0	692,519	692,519	0	0	692,519	692,519	0%	0	0	-692,519	0%
=====													

Fnd Acct	Description	March	March	Difference	2021-22	2021-22	2022-23	Y-O-Y	Y-O-Y	OPEN	2022-23	REMAINING	% BUDGET
		2021-22	2022-23		TOTALS	YTD TOTAL	YTD TOTAL	DIFFERENCE	%	Pos	BUDGET	BUDGET	USED
131	HIGHWAY FUND												
R	Revenue												
40000	TOTAL LOCAL TAXES												
131 40110	CURRENT PROPERTY TAX	373,192	409,854	36,662	4,583,604	4,493,817	4,635,801	141,985	3%	0	4,653,171	17,370	100%
131 40120	TRUSTEE COLLECTIONS - PRIOR YR	24,433	14,135	-10,298	79,988	76,868	87,582	10,714	14%	0	92,300	4,718	95%
131 40125	TRUSTEE COLLECTIONS - BANKRUPT	53	0	-53	737	563	8	-556	-99%	0	1,510	1,502	1%
131 40130	COURT COLLECTIONS - PRIOR YRS	2,139	3,015	876	22,303	16,896	16,569	-328	-2%	0	25,190	8,621	66%
131 40140	INTEREST AND PENALTY	6,350	5,130	-1,221	23,762	17,611	16,999	-612	-3%	0	30,220	13,221	56%
131 40161	PILOT - TVA	0	0	0	368	368	368	0	0%	0	360	-8	102%
131 40162	PILOT - LOCAL UTILITIES	0	0	0	79,577	0	173	173	0%	0	78,580	78,407	0%
131 40163	PILOT - OTHER	0	702	702	24,877	858	920	62	7%	0	26,000	25,080	4%
131 40270	BUSINESS TAX	8,405	7,984	-420	166,769	39,755	50,125	10,370	26%	0	151,120	100,995	33%
131 40280	MINERAL SEVERANCE TAX	0	0	0	22,707	16,752	16,562	-190	-1%	0	24,000	7,438	69%
131 40320	BANK EXCISE TAX	30,081	35,562	5,481	30,081	30,081	35,562	5,481	18%	0	30,220	-5,342	118%
131 40---	TOTAL LOCAL TAXES	444,653	476,382	31,729	5,034,773	4,693,569	4,860,669	167,099	4%	0	5,112,671	252,002	95%
41000	TOTAL LICENSES AND PERMITS												
131 41110	MARRIAGE LICENSE	44	30	-14	627	454	449	-6	-1%	0	600	151	75%
131 41590	OTHER PERMITS	0	0	0	0	0	300	300	0%	0	300	0	100%
131 41---	TOTAL LICENSES AND PERMITS	44	30	-14	627	454	749	294	65%	0	900	151	83%
44000	TOTAL OTHER LOCAL REVENUE												
131 44110	INVESTMENT INCOME	45	7,039	6,994	-43,127	4,519	50,941	46,422	1,027%	0	19,000	-31,941	268%
131 44120	LEASE/RENTALS	12,033	13,026	993	157,652	114,031	118,519	4,488	4%	0	145,000	26,481	82%
131 44130	SALE OF MATERIALS AND SUPPLIES	0	0	0	2,085	2,085	320	-1,765	-85%	0	0	-320	0%
131 44170	MISCELLANEOUS REFUNDS	193	0	-193	963	770	3,958	3,188	414%	0	0	-3,958	0%
131 44530	SALE OF EQUIPMENT	0	0	0	37,902	7,000	15,446	8,446	121%	0	0	-15,446	0%
131 44560	DAMAGES RECOVERED FROM INDIVID	2,070	0	-2,070	2,070	2,070	0	-2,070	-100%	0	0	0	0%
131 44---	TOTAL OTHER LOCAL REVENUE	14,341	20,065	5,724	157,545	130,475	189,184	58,709	45%	0	164,000	-25,184	115%

Fnd Acct	Description	March	March	Difference	2021-22	2021-22	2022-23	Y-O-Y	Y-O-Y	OPEN	2022-23	REMAINING	% BUDGET
		2021-22	2022-23		TOTALS	YTD TOTAL	YTD TOTAL	DIFFERENCE	%	Pos	BUDGET	BUDGET	USED
131	HIGHWAY FUND												
R	Revenue												
46000	STATE OF TENNESSEE												
131 46410	BRIDGE PROGRAM	0	0	0	1,264,113	1,390,187	852,644	-537,543	-39%	0	2,331,500	1,478,856	37%
131 46420	STATE AID PROGRAM	0	0	0	0	0	0	0	0%	0	1,009,600	1,009,600	0%
131 46920	GASOLINE AND MOTOR FUEL TAX	260,179	258,479	-1,701	3,363,018	2,567,041	2,548,091	-18,950	-1%	0	3,200,000	651,909	80%
131 46930	PETROLEUM SPECIAL TAX	7,344	7,344	0	88,175	66,246	66,093	-153	0%	0	89,000	22,907	74%
131 46---	STATE OF TENNESSEE	267,523	265,823	-1,701	4,715,306	4,023,474	3,466,828	-556,646	-14%	0	6,630,100	3,163,272	52%
48000	OTHER GOVERNMENT AND CITIZENS												
131 48120	PAVING AND MAINTENANCE	0	92,530	92,530	364,439	361,880	93,513	-268,367	-74%	0	0	-93,513	0%
131 48---	OTHER GOVERNMENT AND CITIZENS	0	92,530	92,530	364,439	361,880	93,513	-268,367	-74%	0	0	-93,513	0%
49000	OTHER SOURCES (NON-REVENUE)												
131 49700	INSURANCE RECOVERY	0	7,312	7,312	12,393	10,382	19,027	8,645	83%	0	0	-19,027	0%
131 49---	OTHER SOURCES (NON-REVENUE)	0	7,312	7,312	12,393	10,382	19,027	8,645	83%	0	0	-19,027	0%
131 -----	Revenue	726,561	862,142	135,580	10,285,083	9,220,234	8,629,970	-590,266	-6%	0	11,907,671	3,277,701	72%
E	Expense												
61000	ADMINISTRATION												
131 61000	ADMINISTRATION	88,567	74,008	-14,562	893,184	740,157	752,692	12,535	2%	11,089	1,043,033	279,254	73%
131 61---	ADMINISTRATION	88,567	74,008	-14,562	893,184	740,157	752,692	12,535	2%	11,089	1,043,033	279,254	73%
62000	HIGHWAY AND BRIDGE MAINTENANCE												
131 62000	HIGHWAY AND BRIDGE MAINTENANCE	231,471	281,750	50,279	2,427,367	1,726,476	1,891,104	164,631	10%	143,000	3,277,610	1,243,508	62%
131 62---	HIGHWAY AND BRIDGE MAINTENANCE	231,471	281,750	50,279	2,427,367	1,726,476	1,891,104	164,631	10%	143,000	3,277,610	1,243,508	62%

Fnd Acct	Description	March	March		2021-22	2021-22	2022-23	Y-O-Y	Y-O-Y	OPEN	2022-23	REMAINING	% BUDGET
		2021-22	2022-23	Difference	TOTALS	YTD TOTAL	YTD TOTAL	DIFFERENCE	%	Pos	BUDGET	BUDGET	USED
131	HIGHWAY FUND												
E	Expense												
63000	TOTAL 63*** ACCOUNTS												
131 63100	OPERATION AND MAINTENANCE OF E	68,248	81,516	13,268	843,848	627,149	594,759	-32,391	-5%	18,816	988,219	374,645	62%
131 63500	ASPHALT PLANT OPERATIONS	127,798	170,495	42,695	3,120,322	2,264,759	2,308,842	44,083	2%	258,622	3,928,734	1,361,271	65%
131 63600	TRAFFIC CONTROL	5,412	12,478	7,064	97,107	68,440	67,284	-1,157	-2%	8,580	134,381	58,516	56%
131 63---	TOTAL 63*** ACCOUNTS	201,458	264,489	63,027	4,061,277	2,960,348	2,970,885	10,535	0%	286,018	5,051,334	1,794,432	64%
68000	CAPITAL OUTLAY												
131 68000	CAPITAL OUTLAY	0	137,953	137,953	3,032,710	511,341	211,953	-299,388	-59%	178,421	2,908,451	2,518,077	13%
131 68---	CAPITAL OUTLAY	0	137,953	137,953	3,032,710	511,341	211,953	-299,388	-59%	178,421	2,908,451	2,518,077	13%
131 -----	Expense	521,496	758,200	236,697	10,414,538	5,938,322	5,826,634	-111,687	-2%	618,528	12,280,428	5,835,271	52%
131 -----	HIGHWAY FUND	205,065	103,942	-101,117	-129,455	3,281,912	2,803,336	-478,579	-5%	-618,528	-372,757	-2,557,570	-586%
		=====	=====	=====	=====	=====	=====	=====	=====	=====	=====	=====	=====

Fnd Acct	Description	March	March	Difference	2021-22	2021-22	2022-23	Y-O-Y	Y-O-Y	OPEN	2022-23	REMAINING	% BUDGET
		2021-22	2022-23		TOTALS	YTD TOTAL	YTD TOTAL	DIFFERENCE	%	Pos	BUDGET	BUDGET	USED
151	GENERAL DEBT SERVICE FUND												
R	Revenue												
40000	TOTAL LOCAL TAXES												
151 40110	CURRENT PROPERTY TAX	1,022,825	1,123,306	100,481	12,562,485	12,316,402	12,705,556	389,154	3%	0	12,490,183	-215,373	102%
151 40120	TRUSTEE COLLECTIONS - PRIOR YR	64,110	38,599	-25,511	210,307	202,674	239,615	36,941	18%	0	253,000	13,385	95%
151 40125	TRUSTEE COLLECTIONS - BANKRUPT	129	0	-129	1,814	1,356	16	-1,340	-99%	0	4,140	4,124	0%
151 40130	COURT COLLECTIONS - PRIOR YRS	5,652	8,263	2,611	59,463	44,655	45,410	755	2%	0	69,030	23,620	66%
151 40140	INTEREST AND PENALTY	16,798	13,913	-2,885	63,221	46,470	46,186	-284	-1%	0	82,840	36,654	56%
151 40161	PILOT - TVA	0	0	0	1,009	1,009	1,009	0	0%	0	990	-19	102%
151 40162	PILOT - LOCAL UTILITIES	0	0	0	218,099	0	473	473	0%	0	215,370	214,897	0%
151 40163	PILOT - OTHER	0	1,762	1,762	3,158	2,188	2,357	169	8%	0	2,760	403	85%
151 40266	LITIGATION TAX - JAIL	21,500	25,660	4,161	260,462	193,210	212,845	19,637	10%	0	244,000	31,155	87%
151 40270	BUSINESS TAX	23,035	21,883	-1,152	457,071	108,645	137,380	28,735	26%	0	414,180	276,800	33%
151 40320	BANK EXCISE TAX	82,444	97,466	15,022	82,444	82,444	97,466	15,022	18%	0	82,840	-14,626	118%
151 40---	TOTAL LOCAL TAXES	1,236,493	1,330,852	94,360	13,919,533	12,999,053	13,488,313	489,262	4%	0	13,859,333	371,020	97%
41000	TOTAL LICENSES AND PERMITS												
151 41110	MARRIAGE LICENSE	121	82	-39	1,718	1,239	1,229	-10	-1%	0	1,660	431	74%
151 41---	TOTAL LICENSES AND PERMITS	121	82	-39	1,718	1,239	1,229	-10	-1%	0	1,660	431	74%
44000	TOTAL OTHER LOCAL REVENUE												
151 44110	INVESTMENT INCOME	64	12,326	12,262	-27,729	4,138	66,893	62,755	1,517%	0	5,000	-61,893	1,338%
151 44---	TOTAL OTHER LOCAL REVENUE	64	12,326	12,262	-27,729	4,138	66,893	62,755	1,517%	0	5,000	-61,893	1,338%
49000	OTHER SOURCES (NON-REVENUE)												
151 49800	TRANSFERS IN	0	0	0	81,000	81,000	81,000	0	0%	0	81,000	0	100%
151 49---	OTHER SOURCES (NON-REVENUE)	0	0	0	81,000	81,000	81,000	0	0%	0	81,000	0	100%
151 -----	Revenue	1,236,678	1,343,260	106,583	13,974,522	13,085,430	13,637,435	552,007	4%	0	13,946,993	309,558	98%

Fnd Acct	Description	March	March	Difference	2021-22	2021-22	2022-23	Y-O-Y	Y-O-Y	OPEN	2022-23	REMAINING	% BUDGET
		2021-22	2022-23		TOTALS	YTD TOTAL	YTD TOTAL	DIFFERENCE	%	Pos	BUDGET	BUDGET	USED
151	GENERAL DEBT SERVICE FUND												
E	Expense												
82000													
151 82110	GENERAL GOVERNMENT - PRINCIPAL	0	0	0	1,630,000	320,000	0	-320,000	-100%	0	1,375,000	1,375,000	0%
151 82120	HIGHWAYS AND STREETS - PRINCIPAL	0	0	0	954,547	954,547	0	-954,547	-100%	0	0	0	0%
151 82130	EDUCATION - PRINCIPAL	625,000	655,000	30,000	6,655,453	1,465,453	655,000	-810,453	-55%	0	6,055,000	5,400,000	11%
151 82210	GENERAL GOVERNMENT - INTEREST	0	0	0	1,056,145	530,961	497,459	-33,502	-6%	0	994,918	497,459	50%
151 82220	HIGHWAYS AND STREETS - INTEREST	0	0	0	18,392	18,392	0	-18,392	-100%	0	0	0	0%
151 82230	EDUCATION - INTEREST	23,771	13,100	-10,671	4,080,855	2,073,650	1,925,080	-148,570	-7%	0	3,823,960	1,898,880	50%
151 82310	GENERAL GOVERNMENT - OTHER DS	23,194	24,809	1,616	270,976	259,573	266,258	6,685	3%	0	281,500	15,242	95%
151 82---		671,965	692,909	20,945	14,666,368	5,622,576	3,343,797	-2,278,779	-41%	0	12,530,378	9,186,581	27%
99000	OTHER USES												
151 99100	TRANSFERS OUT	0	0	0	0	0	0	0	0%	0	2,500,000	2,500,000	0%
151 99---	OTHER USES	0	0	0	0	0	0	0	0%	0	2,500,000	2,500,000	0%
151 -----	Expense	671,965	692,909	20,945	14,666,368	5,622,576	3,343,797	-2,278,779	-41%	0	15,030,378	11,686,581	22%
151 -----	GENERAL DEBT SERVICE FUND	564,713	650,351	85,638	-691,846	7,462,854	10,293,638	2,830,786	-9%	0	-1,083,385	-11,377,023	-950%

Fnd Acct	Description	March	March	Difference	2021-22	2021-22	2022-23	Y-O-Y	Y-O-Y	OPEN	2022-23	REMAINING	% BUDGET
		2021-22	2022-23		TOTALS	YTD TOTAL	YTD TOTAL	DIFFERENCE	%	Pos	BUDGET	BUDGET	USED
152	RURAL DEBT SERVICE												
R	Revenue												
44000	TOTAL OTHER LOCAL REVENUE												
152 44110	INVESTMENT INCOME	0	11	11	-4,253	52	153	101	197%	0	0	-153	0%
152 44---	TOTAL OTHER LOCAL REVENUE	0	11	11	-4,253	52	153	101	197%	0	0	-153	0%
49000	OTHER SOURCES (NON-REVENUE)												
152 49800	TRANSFERS IN	0	28,241	28,241	980,000	260,000	254,169	-5,831	-2%	0	310,651	56,482	82%
152 49---	OTHER SOURCES (NON-REVENUE)	0	28,241	28,241	980,000	260,000	254,169	-5,831	-2%	0	310,651	56,482	82%
152 -----	Revenue	0	28,252	28,252	975,747	260,052	254,322	-5,730	-2%	0	310,651	56,329	82%
E	Expense												
82000													
152 82130	EDUCATION - PRINCIPAL	0	27,338	27,338	1,195,000	1,195,000	248,751	-946,249	-79%	0	300,718	51,967	83%
152 82230	EDUCATION - INTEREST	0	903	903	24,570	24,570	5,418	-19,152	-78%	0	9,933	4,515	55%
152 82---		0	28,241	28,241	1,219,570	1,219,570	254,169	-965,401	-79%	0	310,651	56,482	82%
152 -----	Expense	0	28,241	28,241	1,219,570	1,219,570	254,169	-965,401	-79%	0	310,651	56,482	82%
152 -----	RURAL DEBT SERVICE	0	11	11	-243,823	-959,518	153	959,671	-66%	0	0	-153	0%
=====													

Fnd Acct	Description	March	March	Difference	2021-22	2021-22	2022-23	Y-O-Y	Y-O-Y	OPEN	2022-23	REMAINING	% BUDGET
		2021-22	2022-23		TOTALS	YTD TOTAL	YTD TOTAL	DIFFERENCE	%	Pos	BUDGET	BUDGET	USED
171	GENERAL CAPITAL PROJECTS FUND												
R	Revenue												
40000	TOTAL LOCAL TAXES												
171 40110	CURRENT PROPERTY TAX	82,932	91,078	8,146	1,018,588	998,635	1,030,173	31,538	3%	0	1,012,718	-17,455	102%
171 40120	TRUSTEE COLLECTIONS - PRIOR YR	7,902	3,322	-4,581	23,875	19,208	20,123	915	5%	0	20,500	377	98%
171 40125	TRUSTEE COLLECTIONS - BANKRUPT	75	0	-75	1,094	936	15	-921	-98%	0	340	325	4%
171 40130	COURT COLLECTIONS - PRIOR YRS	458	670	212	4,821	8,628	3,682	-4,946	-57%	0	5,600	1,918	66%
171 40140	INTEREST AND PENALTY	1,689	1,301	-388	5,903	5,721	4,291	-1,430	-25%	0	6,720	2,429	64%
171 40161	PILOT - TVA	0	0	0	82	82	82	0	0%	0	80	-2	102%
171 40162	PILOT - LOCAL UTILITIES	0	0	0	17,684	0	38	38	0%	0	17,460	17,422	0%
171 40163	PILOT - OTHER	0	143	143	256	177	191	14	8%	0	220	29	87%
171 40270	BUSINESS TAX	1,868	1,774	-93	37,060	8,809	11,139	2,330	26%	0	33,580	22,441	33%
171 40320	BANK EXCISE TAX	6,685	7,903	1,218	6,685	6,685	7,903	1,218	18%	0	5,720	-2,183	138%
171 40---	TOTAL LOCAL TAXES	101,609	106,191	4,582	1,116,048	1,048,881	1,077,637	28,756	3%	0	1,102,938	25,301	98%
41000	TOTAL LICENSES AND PERMITS												
171 41110	MARRIAGE LICENSE	10	7	-3	139	100	100	-1	-1%	0	130	30	77%
171 41---	TOTAL LICENSES AND PERMITS	10	7	-3	139	100	100	-1	-1%	0	130	30	77%
44000	TOTAL OTHER LOCAL REVENUE												
171 44110	INVESTMENT INCOME	77	17,465	17,388	-37,333	8,284	121,509	113,225	1,367%	0	24,240	-97,269	501%
171 44120	LEASE/RENTALS	0	0	0	558,982	0	0	0	0%	0	0	0	0%
171 44---	TOTAL OTHER LOCAL REVENUE	77	17,465	17,388	521,649	8,284	121,509	113,225	1,367%	0	24,240	-97,269	501%
47000	FEDERAL GOVERNMENT												
171 47590	OTHER FEDERAL THROUGH STATE	0	0	0	0	0	0	0	0%	0	1,437,500	1,437,500	0%
171 47---	FEDERAL GOVERNMENT	0	0	0	0	0	0	0	0%	0	1,437,500	1,437,500	0%

Fnd Acct	Description	March 2021-22	March 2022-23	Difference	2021-22 TOTALS	2021-22 YTD TOTAL	2022-23 YTD TOTAL	Y-O-Y DIFFERENCE	Y-O-Y %	OPEN POS	2022-23 BUDGET	REMAINING BUDGET	% BUDGET USED
171	GENERAL CAPITAL PROJECTS FUND												
R	Revenue												
48000	OTHER GOVERNMENT AND CITIZENS												
171 48130	CONTRIBUTIONS	0	0	0	17,619	0	0	0	0%	0	0	0	0%
171 48---	OTHER GOVERNMENT AND CITIZENS	0	0	0	17,619	0	0	0	0%	0	0	0	0%
49000	OTHER SOURCES (NON-REVENUE)												
171 49800	TRANSFERS IN	161,462	0	-161,462	161,462	161,462	5,663,745	5,502,283	3,408%	0	5,663,745	0	100%
171 49---	OTHER SOURCES (NON-REVENUE)	161,462	0	-161,462	161,462	161,462	5,663,745	5,502,283	3,408%	0	5,663,745	0	100%
171 -----	Revenue	263,158	123,663	-139,495	1,816,917	1,218,727	6,862,991	5,644,263	463%	0	8,228,553	1,365,562	83%
E	Expense												
91000													
171 91110	GENERAL ADMINISTRATION PROJECT	8,072	20,813	12,741	281,827	160,867	191,755	30,888	19%	135,143	1,722,000	1,395,102	19%
171 91130	PUBLIC SAFETY PROJECTS	492,202	41,875	-450,328	3,273,604	1,449,241	77,233	-1,372,008	-95%	64,903	362,200	220,064	39%
171 91140	PUBLIC HEALTH AND WELFARE PROJ	10,000	488	-9,512	435,840	249,189	9,488	-239,701	-96%	458,362	2,048,400	1,580,551	23%
171 91150	SOCIAL, CULTURAL AND RECREATIO	10,000	230,935	220,935	105,092	105,092	375,560	270,468	257%	4,887,505	5,299,745	36,680	99%
171 91---		520,274	294,111	-226,164	4,096,363	1,964,389	654,036	-1,310,353	-67%	5,545,913	9,432,345	3,232,397	66%
95000	CAPITAL PROJECTS - DONATED												
171 95900	CAP PROJ - DONATED TO OTHERS	0	0	0	4,700	0	0	0	0%	0	0	0	0%
171 95---	CAPITAL PROJECTS - DONATED	0	0	0	4,700	0	0	0	0%	0	0	0	0%
171 -----	Expense	520,274	294,111	-226,164	4,101,063	1,964,389	654,036	-1,310,353	-67%	5,545,913	9,432,345	3,232,397	66%
171 -----	GENERAL CAPITAL PROJECTS FUND	-257,116	-170,448	86,669	-2,284,146	-745,662	6,208,955	6,954,616	136%	-5,545,913	-1,203,792	-1,866,835	-55%

Fnd Acct	Description	March	March	Difference	2021-22	2021-22	2022-23	Y-O-Y	Y-O-Y	OPEN	2022-23	REMAINING	% BUDGET
		2021-22	2022-23		TOTALS	YTD TOTAL	YTD TOTAL	DIFFERENCE	%	Pos	BUDGET	BUDGET	USED
177	EDUCATION CAPITAL PROJECTS												
R	Revenue												
40000	TOTAL LOCAL TAXES												
177 40110	CURRENT PROPERTY TAX	469,946	516,114	46,168	5,771,948	5,658,882	5,837,702	178,820	3%	0	5,738,733	-98,969	102%
177 40120	TRUSTEE COLLECTIONS - PRIOR YR	27,389	17,513	-9,875	91,255	90,965	109,306	18,341	20%	0	116,200	6,894	94%
177 40125	TRUSTEE COLLECTIONS - BANKRUPT	10	0	-10	99	10	0	-10	-100%	0	1,900	1,900	0%
177 40130	COURT COLLECTIONS - PRIOR YRS	2,597	3,797	1,200	27,321	15,510	20,864	5,354	35%	0	31,720	10,856	66%
177 40140	INTEREST AND PENALTY	7,522	6,147	-1,375	28,513	19,640	20,436	796	4%	0	38,060	17,624	54%
177 40161	PILOT - TVA	0	0	0	464	464	464	0	0%	0	460	-4	101%
177 40162	PILOT - LOCAL UTILITIES	0	0	0	100,208	0	217	217	0%	0	98,960	98,743	0%
177 40163	PILOT - OTHER	0	809	809	1,451	1,005	1,083	78	8%	0	1,270	187	85%
177 40270	BUSINESS TAX	10,584	10,054	-529	210,006	49,918	63,120	13,202	26%	0	190,300	127,180	33%
177 40320	BANK EXCISE TAX	37,879	44,782	6,902	37,879	37,879	44,782	6,902	18%	0	38,060	-6,722	118%
177 40---	TOTAL LOCAL TAXES	555,927	599,216	43,290	6,269,144	5,874,273	6,097,974	223,700	4%	0	6,255,663	157,689	97%
41000	TOTAL LICENSES AND PERMITS												
177 41110	MARRIAGE LICENSE	56	38	-18	789	569	565	-4	-1%	0	760	195	74%
177 41---	TOTAL LICENSES AND PERMITS	56	38	-18	789	569	565	-4	-1%	0	760	195	74%
44000	TOTAL OTHER LOCAL REVENUE												
177 44110	INVESTMENT INCOME	0	0	0	-39,065	0	0	0	0%	0	6,060	6,060	0%
177 44---	TOTAL OTHER LOCAL REVENUE	0	0	0	-39,065	0	0	0	0%	0	6,060	6,060	0%
49000	OTHER SOURCES (NON-REVENUE)												
177 49200	NOTES ISSUED	0	0	0	2,330,738	1,085,599	0	-1,085,599	-100%	0	0	0	0%
177 49800	TRANSFERS IN	0	0	0	0	0	76,000	76,000	0%	0	57,496	-18,504	132%
177 49---	OTHER SOURCES (NON-REVENUE)	0	0	0	2,330,738	1,085,599	76,000	-1,009,599	-93%	0	57,496	-18,504	132%
177 -----	Revenue	555,983	599,254	43,272	8,561,606	6,960,441	6,174,539	-785,903	-11%	0	6,319,979	145,440	98%

Fnd Acct	Description	March 2021-22	March 2022-23	Difference	2021-22 TOTALS	2021-22 YTD TOTAL	2022-23 YTD TOTAL	Y-O-Y DIFFERENCE	Y-O-Y %	OPEN Pos	2022-23 BUDGET	REMAINING BUDGET	% BUDGET USED
177	EDUCATION CAPITAL PROJECTS												
E	Expense												
91000													
177 91300	EDUCATION CAPITAL PROJECTS	655,814	75,864	-579,950	4,763,918	1,847,150	185,075	-1,662,075	-90%	1,787,028	8,416,000	6,443,897	23%
177 91---		655,814	75,864	-579,950	4,763,918	1,847,150	185,075	-1,662,075	-90%	1,787,028	8,416,000	6,443,897	23%
95000	CAPITAL PROJECTS - DONATED												
177 95100	CAP PROJ - DONATED TO SCHOOLS	0	0	0	1,585,961	639,961	639,760	-201	0%	0	1,155,496	515,736	55%
177 95---	CAPITAL PROJECTS - DONATED	0	0	0	1,585,961	639,961	639,760	-201	0%	0	1,155,496	515,736	55%
99000	OTHER USES												
177 99100	TRANSFERS OUT	0	0	0	0	0	1,000,000	1,000,000	0%	0	1,000,000	0	100%
177 99---	OTHER USES	0	0	0	0	0	1,000,000	1,000,000	0%	0	1,000,000	0	100%
177 -----	Expense	655,814	75,864	-579,950	6,349,879	2,487,111	1,824,835	-662,276	-27%	1,787,028	10,571,496	6,959,633	34%
177 -----	EDUCATION CAPITAL PROJECTS	-99,831	523,390	623,222	2,211,727	4,473,330	4,349,704	-123,627	-15%	-1,787,028	-4,251,517	-6,814,193	-60%
		=====	=====	=====	=====	=====	=====	=====	=====	=====	=====	=====	=====

Fnd Acct	Description	March 2021-22	March 2022-23	Difference	2021-22 TOTALS	2021-22 YTD TOTAL	2022-23 YTD TOTAL	Y-O-Y DIFFERENCE	Y-O-Y %	OPEN Pos	2022-23 BUDGET	REMAINING BUDGET	% BUDGET USED
263	SELF-INSURANCE FUND												
R	Revenue												
43000	CHARGES FOR CURRENT SERVICES												
263 43101	SELF-INSURANCE PREMIUMS/CONTRI	522,556	552,521	29,965	6,437,966	4,817,455	5,088,289	270,834	6%	0	6,904,494	1,816,205	74%
263 43---	CHARGES FOR CURRENT SERVICES	522,556	552,521	29,965	6,437,966	4,817,455	5,088,289	270,834	6%	0	6,904,494	1,816,205	74%
44000	TOTAL OTHER LOCAL REVENUE												
263 44110	INVESTMENT INCOME	20	3,404	3,384	-21,130	2,744	30,436	27,692	1,009%	0	3,500	-26,936	870%
263 44160	RETIREE INSURANCE PAYMENTS	5,982	6,630	647	60,994	45,765	53,136	7,372	16%	0	55,000	1,864	97%
263 44---	TOTAL OTHER LOCAL REVENUE	6,002	10,034	4,031	39,864	48,509	83,572	35,064	72%	0	58,500	-25,072	143%
263 -----	Revenue	528,558	562,555	33,996	6,477,830	4,865,964	5,171,861	305,898	6%	0	6,962,994	1,791,133	74%
E	Expense												
58000	OTHER GENERAL GOVERNMENT												
263 58600	EMPLOYEE BENEFITS	547,711	877,466	329,755	6,420,426	4,653,968	5,140,371	486,404	10%	18,139	6,948,651	1,790,141	74%
263 58---	OTHER GENERAL GOVERNMENT	547,711	877,466	329,755	6,420,426	4,653,968	5,140,371	486,404	10%	18,139	6,948,651	1,790,141	74%
263 -----	Expense	547,711	877,466	329,755	6,420,426	4,653,968	5,140,371	486,404	10%	18,139	6,948,651	1,790,141	74%
263 -----	SELF-INSURANCE FUND	-19,153	-314,911	-295,754	57,404	211,996	31,490	-180,506	8%	-18,139	14,343	992	93%
		=====	=====	=====	=====	=====	=====	=====	=====	=====	=====	=====	=====

Number of Accounts: 1740

***** End of report *****

Fnd Acct	Description	2021-22	2022-23	2021-22	2022-23	YTD INCREASE	2022-23	2021-22	2022-23
		March	March	YTD	YTD	(DECREASE)	BUDGET	BUDGET %	BUDGET %
101	GENERAL FUND								
40000	TOTAL LOCAL TAXES								
101 40110	CURRENT PROPERTY TAX	1,852,138	2,034,098	22,302,611	23,007,404	704,793	22,617,358	101%	102%
101 40120	TRUSTEE COLLECTIONS - PRIOR YR	116,817	70,033	367,742	434,248	66,506	458,100	53%	95%
101 40125	TRUSTEE COLLECTIONS - BANKRUPT	250	0	2,691	36	-2,655	7,500	36%	0%
101 40130	COURT COLLECTIONS - PRIOR YRS	10,236	14,964	80,861	82,229	1,368	125,000	54%	66%
101 40140	INTEREST AND PENALTY	30,567	25,360	84,451	84,057	-394	150,000	56%	56%
101 40161	PILOT - TVA	0	0	1,827	1,827	0	1,800	102%	102%
101 40162	PILOT - LOCAL UTILITIES	0	0	0	857	857	390,000	0%	0%
101 40163	PILOT - OTHER	0	3,190	3,962	4,269	307	5,000	79%	85%
101 40210	LOCAL OPTION SALES TAX	1,604	1,604	14,467	12,830	-1,637	18,000	80%	71%
101 40250	LITIGATION TAX - GENERAL	12,412	15,446	109,388	123,876	14,487	150,000	51%	83%
101 40260	LITIGATION TAX - SPECIAL PURPO	1,308	1,559	11,774	12,942	1,168	14,000	98%	92%
101 40268	LITIGATION TAX - COURT SECURIT	14,394	17,671	129,176	145,111	15,935	150,000	48%	97%
101 40270	BUSINESS TAX	41,712	39,626	196,736	248,769	52,033	750,000	30%	33%
101 40320	BANK EXCISE TAX	149,290	176,492	149,290	176,492	27,202	150,000	249%	118%
101 40330	WHOLESALE BEER TAX	23,858	22,340	273,773	265,462	-8,311	380,000	73%	70%
101 40390	OTHER STATUTORY LOCAL TAXES	8,756	10,881	78,526	88,807	10,281	95,000	83%	93%
101 40---	TOTAL LOCAL TAXES	2,263,342	2,433,264	23,807,275	24,689,216	881,940	25,461,758	94%	97%
41000	TOTAL LICENSES AND PERMITS								
101 41110	MARRIAGE LICENSE	219	148	2,244	2,226	-18	3,000	90%	74%
101 41140	CABLE TV FRANCHISE	490,319	0	500,645	21,469	-479,176	540,000	96%	4%
101 41520	BUILDING PERMITS	48,826	27,163	331,357	331,132	-225	425,000	120%	78%
101 41590	OTHER PERMITS	405	0	4,710	0	-4,710	10,000	24%	0%
101 41---	TOTAL LICENSES AND PERMITS	539,769	27,311	838,956	354,827	-484,129	978,000	103%	36%
42000	FINES								
101 42110	FINES	2,104	977	18,485	18,853	368	25,000	109%	75%
101 42210	FINES	473	1,311	2,097	3,653	1,556	6,000	42%	61%
101 42241	DRUG COURT FEES	81	387	747	1,786	1,039	2,000	37%	89%
101 42250	JAIL FEES	1,585	2,777	9,272	16,642	7,370	20,000	46%	83%
101 42280	DUI TREATMENT FINES	99	238	931	1,334	404	2,000	47%	67%
101 42290	DATA ENTRY FEE -CRIMINAL COURT	718	262	4,385	5,791	1,405	8,000	55%	72%
101 42291	COURTROOM SECURITY FEE	1,879	1,988	16,552	15,859	-693	25,000	55%	63%
101 42292	VICTIMS ASSISTANCE ASSESSMENTS	724	1,164	3,687	5,162	1,475	5,000	83%	103%
101 42310	FINES	6,704	1,962	73,865	52,384	-21,481	120,000	74%	44%
101 42311	FINES FOR LITTERING(SESSIONS C	0	0	0	459	459	0	0%	0%
101 42320	OFFICERS COSTS	6,793	8,337	52,678	56,992	4,314	80,000	51%	71%
101 42330	GAME AND FISH FINES	16	5	203	54	-149	200	101%	27%
101 42341	DRUG COURT FEES	531	615	4,390	3,921	-469	10,000	40%	39%
101 42350	JAIL FEES	10,491	9,486	75,316	87,135	11,818	118,000	65%	74%
101 42380	DUI TREATMENT FINES	1,960	1,464	12,846	12,373	-473	17,000	80%	73%
101 42390	DATA ENTRY FEE-GENERAL SESSION	2,430	2,639	19,661	23,198	3,537	35,000	45%	66%
101 42391	COURTROOM SECURITY FEE	351	320	2,654	3,172	518	5,000	53%	63%
101 42392	VICTIMS ASSISTANCE ASSESSMENTS	4,088	4,365	30,515	34,649	4,134	40,000	68%	87%
101 42410	FINES	10	0	391	48	-344	1,000	39%	5%
101 42420	OFFICERS COSTS	653	305	4,938	3,112	-1,826	5,000	247%	62%
101 42490	DATA ENTRY FEE-JUVENILE COURT	276	116	1,536	770	-766	1,500	77%	51%
101 42491	COURTROOM SECURITY FEE	0	0	2	0	-2	0	0%	0%
101 42520	OFFICERS COST	61	361	1,934	2,774	840	2,500	39%	111%
101 42530	DATA ENTRY FEE-CHANCERY COURT	444	520	3,779	4,238	459	5,000	63%	85%

Fnd Acct	Description	2021-22	2022-23	2021-22	2022-23	YTD INCREASE	2022-23	2021-22	2022-23
		March	March	YTD	YTD	(DECREASE)	BUDGET	BUDGET %	BUDGET %
101	GENERAL FUND								
42000	FINES								
101 42591	COURTROOM SECURITY FEE	10	60	196	699	503	500	20%	140%
101 42610	FINES	4,168	4,731	35,160	33,503	-1,657	45,000	68%	74%
101 42910	PROCEEDS FROM CONFISCATED PROP	0	4,010	23,269	36,470	13,201	0	0%	0%
101 42---	FINES	46,649	48,400	399,489	425,031	25,540	578,700	63%	73%
43000	CHARGES FOR CURRENT SERVICES								
101 43170	WORK RELEASE CHARGES FOR BOARD	1,125	1,160	1,475	1,925	450	1,000	148%	193%
101 43350	COPY FEES	368	0	1,531	1,329	-202	1,150	153%	116%
101 43360	LIBRARY FEES	626	1,045	7,698	7,073	-625	0	37%	0%
101 43365	ARCHIVES & RECORDS MANAGEMENT	20,390	21,352	193,992	199,372	5,380	270,000	80%	74%
101 43370	TELEPHONE COMMISSIONS	44,546	17,094	196,109	84,292	-111,816	158,000	118%	53%
101 43382	ELECTRONIC CITATION FEE	219	447	1,935	3,433	1,497	2,500	129%	137%
101 43383	ADD'T TITLE & REGISTRATION FEE	0	10,011	0	83,286	83,286	0	0%	0%
101 43392	DATA PROCESSING FEE - REGISTER	3,642	2,454	38,752	28,932	-9,820	50,000	92%	58%
101 43394	DATA PROCESSING FEE - SHERIFF	446	520	3,487	3,800	314	6,000	58%	63%
101 43395	SEXUAL OFFENDER REGISTR FEE	0	150	2,550	2,100	-450	6,000	28%	35%
101 43396	DATA PROCESSING FEE-COUNTY CLE	1,392	1,539	7,914	6,099	-1,815	15,000	66%	41%
101 43397	SUBS/DOC RETRIEVAL FEE - CIRCU	1,200	1,000	7,700	8,200	500	10,000	110%	82%
101 43399	VEH INS COVERAGE & REINSTATEME	530	855	4,640	5,530	890	5,000	116%	111%
101 43990	OTHER CHARGES FOR SERVICES	0	145	600	510	-90	90,000	1%	1%
101 43---	CHARGES FOR CURRENT SERVICES	74,484	57,772	468,383	435,881	-32,501	614,650	78%	71%
44000	TOTAL OTHER LOCAL REVENUE								
101 44110	INVESTMENT INCOME	139	17,657	12,131	120,601	108,469	44,000	4%	274%
101 44120	LEASE/RENTALS	9,052	12,132	81,345	100,536	19,191	108,300	130%	93%
101 44130	SALE OF MATERIALS AND SUPPLIES	0	0	873	0	-873	0	0%	0%
101 44131	COMMISSARY SALES	17,101	9,735	45,814	52,645	6,831	60,000	92%	88%
101 44170	MISCELLANEOUS REFUNDS	3,093	11,433	24,813	41,726	16,913	25,000	99%	167%
101 44180	EXPENDITURE CREDITS	0	0	5	0	-5	0	0%	0%
101 44530	SALE OF EQUIPMENT	6,860	2,725	12,110	15,587	3,478	61,500	0%	25%
101 44540	SALE OF PROPERTY	-2,774	0	34,449	123,517	89,068	0	0%	0%
101 44570	CONTRIBUTIONS & GIFTS	250	0	250	0	-250	0	0%	0%
101 44---	TOTAL OTHER LOCAL REVENUE	33,721	53,682	211,790	454,612	242,822	298,800	47%	152%
45000	FEES RECEIVED FROM COUNTY OFFI								
101 45510	COUNTY CLERK	108,579	128,709	1,028,234	1,116,869	88,635	1,700,000	73%	66%
101 45520	CIRCUIT COURT CLERK	64,120	26,937	379,183	467,201	88,019	625,000	56%	75%
101 45540	GENERAL SESSIONS COURT CLERK	84,480	96,589	638,735	715,553	76,818	950,000	63%	75%
101 45550	CLERK AND MASTER	36,248	49,491	275,041	336,612	61,571	450,000	61%	75%
101 45560	JUVENILE COURT CLERK	2,941	1,912	16,130	13,167	-2,963	20,000	108%	66%
101 45580	REGISTER	66,243	39,195	697,800	556,080	-141,720	940,000	97%	59%
101 45610	TRUSTEE	511,214	526,699	2,077,576	2,183,383	105,807	2,500,000	88%	87%
101 45---	FEES RECEIVED FROM COUNTY OFFI	873,825	869,532	5,112,699	5,388,865	276,167	7,185,000	77%	75%

Fnd Acct	Description	2021-22	2022-23	2021-22	2022-23	YTD INCREASE	2022-23	2021-22	2022-23
		March	March	YTD	YTD	(DECREASE)	BUDGET	BUDGET %	BUDGET %
101	GENERAL FUND								
46000	STATE OF TENNESSEE								
101 46110	JUVENILE SERVICES PROGRAM	0	0	6,570	4,500	-2,070	13,500	35%	33%
101 46210	LAW ENFORCEMENT TRAINING PROGR	0	73,600	0	73,600	73,600	0	0%	0%
101 46290	OTHER PUBLIC SAFETY GRANTS	0	0	0	25,265	25,265	236,908	0%	11%
101 46310	HEALTH DEPARTMENT PROGRAMS	58,468	71,714	536,424	587,306	50,881	1,162,521	46%	51%
101 46430	LITTER PROGRAM	0	3,677	35,875	41,765	5,890	72,100	50%	58%
101 46820	INCOME TAX	0	0	48,683	11,272	-37,411	0	81%	0%
101 46830	BEER TAX	0	0	10,196	10,443	247	20,000	51%	52%
101 46835	VEHICLE CERT OF TITLE FEE	1,401	1,620	16,288	14,438	-1,850	19,000	96%	76%
101 46840	ALCOHOLIC BEVERAGE TAX	81	237	150,592	188,589	37,997	205,000	84%	92%
101 46845	OPIOD SETTLEMENT FUNDS	0	0	4,148,454	214,029	-3,934,425	0	0%	0%
101 46852	STATE REVENUE SHARING - TELECO	20,004	19,835	191,111	190,921	-190	290,000	83%	66%
101 46855	SPORTS BETTING TAX	0	0	38,975	53,118	14,143	0	0%	0%
101 46915	CONTRACTED PRISONER BOARDING	158,379	0	931,242	1,021,433	90,191	1,680,000	52%	61%
101 46960	REGISTRAR SALARY SUPP - ELECT	0	0	7,582	7,582	0	15,200	50%	50%
101 46980	OTHER STATE GRANTS	11,101	150,532	919,696	298,655	-621,040	1,070,000	48%	28%
101 46990	OTHER STATE REVENUES	2,630	60	550,404	710,181	159,777	1,185,000	83%	60%
101 46---	STATE OF TENNESSEE	252,064	321,275	7,592,092	3,453,097	-4,138,995	5,969,229	122%	58%
47000	FEDERAL GOVERNMENT								
101 47220	CIVIL DEFENSE REIMBURSEMENT	0	0	0	0	0	62,500	0%	0%
101 47235	HOMELAND SECURITY GRANTS	0	0	0	0	0	128,000	0%	0%
101 47250	LAW ENFORCEMENT GRANTS	0	0	0	13,286	13,286	60,000	0%	22%
101 47301	FED CARES ACT UNEMPLOYMENT REB	0	0	3,984	0	-3,984	0	0%	0%
101 47307	CESF VIDEO ARRAIGNMENT GRANT	0	0	87,031	0	-87,031	0	87%	0%
101 47590	OTHER FEDERAL THROUGH STATE	0	0	0	20,135	20,135	832	0%	2,420%
101 47700	ASSET FORFEITURE FUNDS	0	0	9,592	32,867	23,275	0	0%	0%
101 47803	BJA FY20 CORONA VIRUS EMER SUP	36,299	36,299	36,299	36,299	0	36,299	0%	100%
101 47990	OTHER DIRECT FEDERAL REVENUE	270,123	116,658	1,033,621	796,566	-237,055	1,297,574	82%	61%
101 47---	FEDERAL GOVERNMENT	306,422	152,957	1,170,527	899,153	-271,374	1,585,205	73%	57%
48000	OTHER GOVERNMENT AND CITIZENS								
101 48130	CONTRIBUTIONS	0	0	0	13,500	13,500	13,500	0%	100%
101 48140	CONTRACTED SERVICES	0	0	145,936	162,372	16,436	150,000	104%	108%
101 48990	OTHER REVENUE	0	0	8,750	30,930	22,180	4,680	0%	661%
101 48---	OTHER GOVERNMENT AND CITIZENS	0	0	154,686	206,802	52,116	168,180	101%	123%
49000	OTHER SOURCES (NON-REVENUE)								
101 49600	PROCEEDS FROM SALE OF CAPITAL	0	0	399,800	0	-399,800	0	0%	0%
101 49700	INSURANCE RECOVERY	0	0	6,473	63,978	57,506	63,979	100%	100%
101 49800	TRANSFERS IN	0	0	0	0	0	2,500,000	0%	0%
101 49810	CITY GENERAL FUND TRANSFER	0	3,384	25,362	84,622	59,260	95,720	25%	88%
101 49997	COMMITTED- ETSU PERF ART CTR	0	0	0	0	0	100,000	0%	0%
101 49---	OTHER SOURCES (NON-REVENUE)	0	3,384	431,635	148,600	-283,034	2,759,699	19%	5%
101 ----	GENERAL FUND	4,390,276	3,967,577	40,187,532	36,456,084	-3,731,448	45,599,221	90%	80%

Fnd Acct	Description	2021-22	2022-23	2021-22	2022-23	YTD INCREASE	2022-23	2021-22	2022-23
		March	March	YTD	YTD	(DECREASE)	BUDGET	BUDGET %	BUDGET %
116	SOLID WASTE/SANITATION								
40000	TOTAL LOCAL TAXES								
116 40110	CURRENT PROPERTY TAX	96,755	106,259	1,165,071	1,201,879	36,808	1,181,504	101%	102%
116 40120	TRUSTEE COLLECTIONS - PRIOR YR	5,188	3,636	16,423	22,606	6,183	23,900	45%	95%
116 40125	TRUSTEE COLLECTIONS - BANKRUPT	10	0	107	1	-106	390	27%	0%
116 40130	COURT COLLECTIONS - PRIOR YRS	458	782	3,621	4,296	675	6,530	40%	66%
116 40140	INTEREST AND PENALTY	1,401	1,309	3,805	4,346	541	7,840	49%	55%
116 40161	PILOT - TVA	0	0	95	95	0	90	106%	106%
116 40162	PILOT - LOCAL UTILITIES	0	0	0	45	45	20,370	0%	0%
116 40163	PILOT - OTHER	0	167	207	223	16	260	80%	86%
116 40270	BUSINESS TAX	2,179	2,070	8,632	12,995	4,363	39,180	26%	33%
116 40320	BANK EXCISE TAX	7,799	9,220	7,799	9,220	1,421	7,840	249%	118%
116 40---	TOTAL LOCAL TAXES	113,790	123,443	1,205,760	1,255,706	49,946	1,287,904	95%	97%
41000	TOTAL LICENSES AND PERMITS								
116 41110	MARRIAGE LICENSE	11	8	115	116	1	160	89%	73%
116 41---	TOTAL LICENSES AND PERMITS	11	8	115	116	1	160	89%	73%
43000	CHARGES FOR CURRENT SERVICES								
116 43114	SOLID WASTE DISPOSAL FEE	0	0	0	0	0	5,050	0%	0%
116 43116	SURCHARGE-WASTE TIRE DISPOSAL	11,864	8,345	91,381	68,141	-23,240	85,850	108%	79%
116 43---	CHARGES FOR CURRENT SERVICES	11,864	8,345	91,381	68,141	-23,240	90,900	102%	75%
44000	TOTAL OTHER LOCAL REVENUE								
116 44110	INVESTMENT INCOME	4	744	155	3,923	3,768	200	0%	1,962%
116 44145	SALE OF RECYCLED MATERIALS	19,556	13,667	250,367	149,248	-101,119	250,000	167%	60%
116 44170	MISCELLANEOUS REFUNDS	0	0	0	3,214	3,214	0	0%	0%
116 44530	SALE OF EQUIPMENT	0	0	45,500	0	-45,500	0	100%	0%
116 44---	TOTAL OTHER LOCAL REVENUE	19,560	14,411	296,022	156,385	-139,637	250,200	151%	63%
46000	STATE OF TENNESSEE								
116 46170	SOLID WASTE GRANTS	0	0	0	0	0	22,993	0%	0%
116 46990	OTHER STATE REVENUES	0	0	60,611	69,583	8,971	110,000	67%	63%
116 46---	STATE OF TENNESSEE	0	0	60,611	69,583	8,971	132,993	67%	52%
49000	OTHER SOURCES (NON-REVENUE)								
116 49700	INSURANCE RECOVERY	0	0	4,694	0	-4,694	0	108%	0%
116 49800	TRANSFERS IN	15,158	0	15,158	0	-15,158	0	0%	0%
116 49---	OTHER SOURCES (NON-REVENUE)	15,158	0	19,852	0	-19,852	0	458%	0%
116 -----	SOLID WASTE/SANITATION	160,383	146,207	1,673,741	1,549,931	-123,811	1,762,157	102%	88%
		=====	=====	=====	=====	=====	=====	=====	=====

Fnd Acct	Description	2021-22	2022-23	2021-22	2022-23	YTD INCREASE	2022-23	2021-22	2022-23
		March	March	YTD	YTD	(DECREASE)	BUDGET	BUDGET %	BUDGET %
122	DRUG FUND								
42000	FINES								
122 42240	DRUG CONTROL FINES	167	0	1,509	6,026	4,517	3,300	50%	183%
122 42340	DRUG CONTROL FINES	411	1,017	4,950	11,673	6,723	7,000	71%	167%
122 42990	OTHER FINES, FORFEITURES, AND	125	0	125	0	-125	0	0%	0%
122 42---	FINES	703	1,017	6,584	17,699	11,115	10,300	66%	172%
44000	TOTAL OTHER LOCAL REVENUE								
122 44110	INVESTMENT INCOME	2	266	236	2,502	2,266	400	12%	625%
122 44530	SALE OF EQUIPMENT	0	0	15,105	0	-15,105	0	0%	0%
122 44990	OTHER LOCAL REVENUES	0	0	10,804	0	-10,804	0	0%	0%
122 44---	TOTAL OTHER LOCAL REVENUE	2	266	26,145	2,502	-23,643	400	1,307%	625%
122 -----	DRUG FUND	705	1,283	32,729	20,201	-12,528	10,700	273%	189%
		=====	=====	=====	=====	=====	=====	=====	=====

Fnd Acct	Description	2021-22	2022-23	2021-22	2022-23	YTD INCREASE	2022-23	2021-22	2022-23
		March	March	YTD	YTD	(DECREASE)	BUDGET	BUDGET %	BUDGET %
127	ARPA - SPECIAL REVENUE								
44000	TOTAL OTHER LOCAL REVENUE								
127 44110	INVESTMENT INCOME	16	11,502	2,537	19,405	16,868	5,000	0%	388%
127 44---	TOTAL OTHER LOCAL REVENUE	16	11,502	2,537	19,405	16,868	5,000	0%	388%
47000	FEDERAL GOVERNMENT								
127 47901	AMERICAN RESCUE PLAN ACT	10,481,755	0	11,129,257	0	-11,129,257	14,000,321	100%	0%
127 47---	FEDERAL GOVERNMENT	10,481,755	0	11,129,257	0	-11,129,257	14,000,321	100%	0%
127 -----	ARPA - SPECIAL REVENUE	10,481,771	11,502	11,131,794	19,405	-11,112,389	14,005,321	100%	0%
		=====	=====	=====	=====	=====	=====	=====	=====

Fnd Acct	Description	2021-22	2022-23	2021-22	2022-23	YTD INCREASE	2022-23	2021-22	2022-23
		March	March	YTD	YTD	(DECREASE)	BUDGET	BUDGET %	BUDGET %
128	OPIOID LITIGATION SETTLEMENT								
46000	STATE OF TENNESSEE								
128 46845	OPIOD SETTLEMENT FUNDS	0	530,036	0	530,036	530,036	0	0%	0%
128 46---	STATE OF TENNESSEE	0	530,036	0	530,036	530,036	0	0%	0%
49000	OTHER SOURCES (NON-REVENUE)								
128 49800	TRANSFERS IN	0	162,483	0	162,483	162,483	0	0%	0%
128 49---	OTHER SOURCES (NON-REVENUE)	0	162,483	0	162,483	162,483	0	0%	0%
128 -----	OPIOID LITIGATION SETTLEMENT	0	692,519	0	692,519	692,519	0	0%	0%
		=====	=====	=====	=====	=====	=====	=====	=====

Fnd Acct	Description	2021-22	2022-23	2021-22	2022-23	YTD INCREASE	2022-23	2021-22	2022-23
		March	March	YTD	YTD	(DECREASE)	BUDGET	BUDGET %	BUDGET %
131	HIGHWAY FUND								
40000	TOTAL LOCAL TAXES								
131 40110	CURRENT PROPERTY TAX	373,192	409,854	4,493,817	4,635,801	141,985	4,653,171	101%	100%
131 40120	TRUSTEE COLLECTIONS - PRIOR YR	24,433	14,135	76,868	87,582	10,714	92,300	55%	95%
131 40125	TRUSTEE COLLECTIONS - BANKRUPT	53	0	563	8	-556	1,510	37%	1%
131 40130	COURT COLLECTIONS - PRIOR YRS	2,139	3,015	16,896	16,569	-328	25,190	48%	66%
131 40140	INTEREST AND PENALTY	6,350	5,130	17,611	16,999	-612	30,220	58%	56%
131 40161	PILOT - TVA	0	0	368	368	0	360	102%	102%
131 40162	PILOT - LOCAL UTILITIES	0	0	0	173	173	78,580	0%	0%
131 40163	PILOT - OTHER	0	702	858	920	62	26,000	5%	4%
131 40270	BUSINESS TAX	8,405	7,984	39,755	50,125	10,370	151,120	28%	33%
131 40280	MINERAL SEVERANCE TAX	0	0	16,752	16,562	-190	24,000	112%	69%
131 40320	BANK EXCISE TAX	30,081	35,562	30,081	35,562	5,481	30,220	131%	118%
131 40---	TOTAL LOCAL TAXES	444,653	476,382	4,693,569	4,860,669	167,099	5,112,671	95%	95%
41000	TOTAL LICENSES AND PERMITS								
131 41110	MARRIAGE LICENSE	44	30	454	449	-6	600	91%	75%
131 41590	OTHER PERMITS	0	0	0	300	300	300	0%	100%
131 41---	TOTAL LICENSES AND PERMITS	44	30	454	749	294	900	57%	83%
44000	TOTAL OTHER LOCAL REVENUE								
131 44110	INVESTMENT INCOME	45	7,039	4,519	50,941	46,422	19,000	4%	268%
131 44120	LEASE/RENTALS	12,033	13,026	114,031	118,519	4,488	145,000	84%	82%
131 44130	SALE OF MATERIALS AND SUPPLIES	0	0	2,085	320	-1,765	0	0%	0%
131 44170	MISCELLANEOUS REFUNDS	193	0	770	3,958	3,188	0	0%	0%
131 44530	SALE OF EQUIPMENT	0	0	7,000	15,446	8,446	0	0%	0%
131 44560	DAMAGES RECOVERED FROM INDIVID	2,070	0	2,070	0	-2,070	0	0%	0%
131 44---	TOTAL OTHER LOCAL REVENUE	14,341	20,065	130,475	189,184	58,709	164,000	50%	115%
46000	STATE OF TENNESSEE								
131 46410	BRIDGE PROGRAM	0	0	1,390,187	852,644	-537,543	2,331,500	50%	37%
131 46420	STATE AID PROGRAM	0	0	0	0	0	1,009,600	0%	0%
131 46920	GASOLINE AND MOTOR FUEL TAX	260,179	258,479	2,567,041	2,548,091	-18,950	3,200,000	86%	80%
131 46930	PETROLEUM SPECIAL TAX	7,344	7,344	66,246	66,093	-153	89,000	75%	74%
131 46---	STATE OF TENNESSEE	267,523	265,823	4,023,474	3,466,828	-556,646	6,630,100	69%	52%
48000	OTHER GOVERNMENT AND CITIZENS								
131 48120	PAVING AND MAINTENANCE	0	92,530	361,880	93,513	-268,367	0	0%	0%
131 48---	OTHER GOVERNMENT AND CITIZENS	0	92,530	361,880	93,513	-268,367	0	0%	0%
49000	OTHER SOURCES (NON-REVENUE)								
131 49700	INSURANCE RECOVERY	0	7,312	10,382	19,027	8,645	0	0%	0%
131 49---	OTHER SOURCES (NON-REVENUE)	0	7,312	10,382	19,027	8,645	0	0%	0%
131 -----	HIGHWAY FUND	726,561	862,142	9,220,234	8,629,970	-590,266	11,907,671	83%	72%

<u>Fnd</u>	<u>Acct</u>	<u>Description</u>	<u>2021-22</u>	<u>2022-23</u>	<u>2021-22</u>	<u>2022-23</u>	<u>YTD INCREASE</u>	<u>2022-23</u>	<u>2021-22</u>	<u>2022-23</u>
			<u>March</u>	<u>March</u>	<u>YTD</u>	<u>YTD</u>	<u>(DECREASE)</u>	<u>BUDGET</u>	<u>BUDGET %</u>	<u>BUDGET %</u>
131		HIGHWAY FUND								
00000										

=====

Fnd Acct	Description	2021-22	2022-23	2021-22	2022-23	YTD INCREASE	2022-23	2021-22	2022-23
		March	March	YTD	YTD	(DECREASE)	BUDGET	BUDGET %	BUDGET %
151	GENERAL DEBT SERVICE FUND								
40000	TOTAL LOCAL TAXES								
151 40110	CURRENT PROPERTY TAX	1,022,825	1,123,306	12,316,402	12,705,556	389,154	12,490,183	101%	102%
151 40120	TRUSTEE COLLECTIONS - PRIOR YR	64,110	38,599	202,674	239,615	36,941	253,000	52%	95%
151 40125	TRUSTEE COLLECTIONS - BANKRUPT	129	0	1,356	16	-1,340	4,140	33%	0%
151 40130	COURT COLLECTIONS - PRIOR YRS	5,652	8,263	44,655	45,410	755	69,030	54%	66%
151 40140	INTEREST AND PENALTY	16,798	13,913	46,470	46,186	-284	82,840	56%	56%
151 40161	PILOT - TVA	0	0	1,009	1,009	0	990	102%	102%
151 40162	PILOT - LOCAL UTILITIES	0	0	0	473	473	215,370	0%	0%
151 40163	PILOT - OTHER	0	1,762	2,188	2,357	169	2,760	79%	85%
151 40266	LITIGATION TAX - JAIL	21,500	25,660	193,210	212,845	19,637	244,000	85%	87%
151 40270	BUSINESS TAX	23,035	21,883	108,645	137,380	28,735	414,180	31%	33%
151 40320	BANK EXCISE TAX	82,444	97,466	82,444	97,466	15,022	82,840	249%	118%
151 40---	TOTAL LOCAL TAXES	1,236,493	1,330,852	12,999,053	13,488,313	489,262	13,859,333	95%	97%
41000	TOTAL LICENSES AND PERMITS								
151 41110	MARRIAGE LICENSE	121	82	1,239	1,229	-10	1,660	90%	74%
151 41---	TOTAL LICENSES AND PERMITS	121	82	1,239	1,229	-10	1,660	90%	74%
44000	TOTAL OTHER LOCAL REVENUE								
151 44110	INVESTMENT INCOME	64	12,326	4,138	66,893	62,755	5,000	5%	1,338%
151 44---	TOTAL OTHER LOCAL REVENUE	64	12,326	4,138	66,893	62,755	5,000	5%	1,338%
49000	OTHER SOURCES (NON-REVENUE)								
151 49800	TRANSFERS IN	0	0	81,000	81,000	0	81,000	100%	100%
151 49---	OTHER SOURCES (NON-REVENUE)	0	0	81,000	81,000	0	81,000	100%	100%
151 -----	GENERAL DEBT SERVICE FUND	1,236,678	1,343,260	13,085,430	13,637,435	552,007	13,946,993	95%	98%
		=====	=====	=====	=====	=====	=====	=====	=====

Fnd Acct	Description	2021-22 March	2022-23 March	2021-22 YTD	2022-23 YTD	YTD INCREASE (DECREASE)	2022-23 BUDGET	2021-22 BUDGET %	2022-23 BUDGET %
152	RURAL DEBT SERVICE								
44000	TOTAL OTHER LOCAL REVENUE								
152 44110	INVESTMENT INCOME	0	11	52	153	101	0	0%	0%
152 44---	TOTAL OTHER LOCAL REVENUE	0	11	52	153	101	0	0%	0%
49000	OTHER SOURCES (NON-REVENUE)								
152 49800	TRANSFERS IN	0	28,241	260,000	254,169	-5,831	310,651	100%	82%
152 49---	OTHER SOURCES (NON-REVENUE)	0	28,241	260,000	254,169	-5,831	310,651	98%	82%
152 -----	RURAL DEBT SERVICE	0	28,252	260,052	254,322	-5,730	310,651	99%	82%
		=====	=====	=====	=====	=====	=====	=====	=====

Fnd Acct	Description	2021-22	2022-23	2021-22	2022-23	YTD INCREASE	2022-23	2021-22	2022-23
		March	March	YTD	YTD	(DECREASE)	BUDGET	BUDGET %	BUDGET %
171	GENERAL CAPITAL PROJECTS FUND								
40000	TOTAL LOCAL TAXES								
171 40110	CURRENT PROPERTY TAX	82,932	91,078	998,635	1,030,173	31,538	1,012,718	101%	102%
171 40120	TRUSTEE COLLECTIONS - PRIOR YR	7,902	3,322	19,208	20,123	915	20,500	61%	98%
171 40125	TRUSTEE COLLECTIONS - BANKRUPT	75	0	936	15	-921	340	275%	4%
171 40130	COURT COLLECTIONS - PRIOR YRS	458	670	8,628	3,682	-4,946	5,600	128%	66%
171 40140	INTEREST AND PENALTY	1,689	1,301	5,721	4,291	-1,430	6,720	85%	64%
171 40161	PILOT - TVA	0	0	82	82	0	80	102%	102%
171 40162	PILOT - LOCAL UTILITIES	0	0	0	38	38	17,460	0%	0%
171 40163	PILOT - OTHER	0	143	177	191	14	220	81%	87%
171 40270	BUSINESS TAX	1,868	1,774	8,809	11,139	2,330	33,580	31%	33%
171 40320	BANK EXCISE TAX	6,685	7,903	6,685	7,903	1,218	5,720	248%	138%
171 40---	TOTAL LOCAL TAXES	101,609	106,191	1,048,881	1,077,637	28,756	1,102,938	97%	98%
41000	TOTAL LICENSES AND PERMITS								
171 41110	MARRIAGE LICENSE	10	7	100	100	-1	130	91%	77%
171 41---	TOTAL LICENSES AND PERMITS	10	7	100	100	-1	130	91%	77%
44000	TOTAL OTHER LOCAL REVENUE								
171 44110	INVESTMENT INCOME	77	17,465	8,284	121,509	113,225	24,240	35%	501%
171 44---	TOTAL OTHER LOCAL REVENUE	77	17,465	8,284	121,509	113,225	24,240	1%	501%
47000	FEDERAL GOVERNMENT								
171 47590	OTHER FEDERAL THROUGH STATE	0	0	0	0	0	1,437,500	0%	0%
171 47---	FEDERAL GOVERNMENT	0	0	0	0	0	1,437,500	0%	0%
49000	OTHER SOURCES (NON-REVENUE)								
171 49800	TRANSFERS IN	161,462	0	161,462	5,663,745	5,502,283	5,663,745	100%	100%
171 49---	OTHER SOURCES (NON-REVENUE)	161,462	0	161,462	5,663,745	5,502,283	5,663,745	100%	100%
171 -----	GENERAL CAPITAL PROJECTS FUND	263,158	123,663	1,218,727	6,862,991	5,644,263	8,228,553	64%	83%
		=====	=====	=====	=====	=====	=====	=====	=====

Fnd Acct	Description	2021-22	2022-23	2021-22	2022-23	YTD INCREASE	2022-23	2021-22	2022-23
		March	March	YTD	YTD	(DECREASE)	BUDGET	BUDGET %	BUDGET %
177	EDUCATION CAPITAL PROJECTS								
40000	TOTAL LOCAL TAXES								
177 40110	CURRENT PROPERTY TAX	469,946	516,114	5,658,882	5,837,702	178,820	5,738,733	101%	102%
177 40120	TRUSTEE COLLECTIONS - PRIOR YR	27,389	17,513	90,965	109,306	18,341	116,200	51%	94%
177 40125	TRUSTEE COLLECTIONS - BANKRUPT	10	0	10	0	-10	1,900	1%	0%
177 40130	COURT COLLECTIONS - PRIOR YRS	2,597	3,797	15,510	20,864	5,354	31,720	41%	66%
177 40140	INTEREST AND PENALTY	7,522	6,147	19,640	20,436	796	38,060	52%	54%
177 40161	PILOT - TVA	0	0	464	464	0	460	101%	101%
177 40162	PILOT - LOCAL UTILITIES	0	0	0	217	217	98,960	0%	0%
177 40163	PILOT - OTHER	0	809	1,005	1,083	78	1,270	79%	85%
177 40270	BUSINESS TAX	10,584	10,054	49,918	63,120	13,202	190,300	31%	33%
177 40320	BANK EXCISE TAX	37,879	44,782	37,879	44,782	6,902	38,060	249%	118%
177 40---	TOTAL LOCAL TAXES	555,927	599,216	5,874,273	6,097,974	223,700	6,255,663	95%	97%
41000	TOTAL LICENSES AND PERMITS								
177 41110	MARRIAGE LICENSE	56	38	569	565	-4	760	90%	74%
177 41---	TOTAL LICENSES AND PERMITS	56	38	569	565	-4	760	90%	74%
44000	TOTAL OTHER LOCAL REVENUE								
177 44110	INVESTMENT INCOME	0	0	0	0	0	6,060	0%	0%
177 44---	TOTAL OTHER LOCAL REVENUE	0	0	0	0	0	6,060	0%	0%
49000	OTHER SOURCES (NON-REVENUE)								
177 49200	NOTES ISSUED	0	0	1,085,599	0	-1,085,599	0	47%	0%
177 49800	TRANSFERS IN	0	0	0	76,000	76,000	57,496	0%	132%
177 49---	OTHER SOURCES (NON-REVENUE)	0	0	1,085,599	76,000	-1,009,599	57,496	47%	132%
177 -----	EDUCATION CAPITAL PROJECTS	555,983	599,254	6,960,441	6,174,539	-785,903	6,319,979	82%	98%

Fnd Acct	Description	2021-22 March	2022-23 March	2021-22 YTD	2022-23 YTD	YTD INCREASE (DECREASE)	2022-23 BUDGET	2021-22 BUDGET %	2022-23 BUDGET %
263	SELF-INSURANCE FUND								
43000	CHARGES FOR CURRENT SERVICES								
263 43101	SELF-INSURANCE PREMIUMS/CONTRI	522,556	552,521	4,817,455	5,088,289	270,834	6,904,494	71%	74%
263 43---	CHARGES FOR CURRENT SERVICES	522,556	552,521	4,817,455	5,088,289	270,834	6,904,494	71%	74%
44000	TOTAL OTHER LOCAL REVENUE								
263 44110	INVESTMENT INCOME	20	3,404	2,744	30,436	27,692	3,500	23%	870%
263 44160	RETIREE INSURANCE PAYMENTS	5,982	6,630	45,765	53,136	7,372	55,000	83%	97%
263 44---	TOTAL OTHER LOCAL REVENUE	6,002	10,034	48,509	83,572	35,064	58,500	72%	143%
263 -----	SELF-INSURANCE FUND	528,558	562,555	4,865,964	5,171,861	305,898	6,962,994	71%	74%
		=====	=====	=====	=====	=====	=====	=====	=====

Number of Accounts: 245

***** End of report *****

Fnd Acct	Obj	Account Level Description	March 2021-22	March 2022-23	MONTHLY DIFFERENCE	2021-22 TOTAL EXP	2021-22 YTD	2022-23 YTD	YTD DIFFERENCE	2022-23 OPEN POS	2022-23 BUDGET	REMAINING BUDGET	% BUDGET USED
101		GENERAL FUND											
51100		COUNTY COMMISSION											
000		-											
101 51100 191		BOARD MEMBER FEES	5,250	5,689	439	66,000	49,500	50,689	1,189	0	67,500	16,811	75%
101 51100 199		OTHER PER DIEM AND FEES	100	100	0	1,200	900	900	0	0	1,200	300	75%
101 51100 201		SOCIAL SECURITY	332	355	23	4,166	3,125	3,195	70	0	4,200	1,005	76%
101 51100 204		PENSIONS	262	508	246	3,431	2,573	4,304	1,730	0	4,506	202	96%
101 51100 212		EMPLOYER MEDICARE	78	83	5	975	731	747	16	0	990	243	75%
101 51100 312		CONTRACTS - PRIVATE AGENCIES	0	4,384	4,384	1,700	2,500	25,988	24,288	0	124,489	98,501	21%
101 51100 320		DUES AND MEMBERSHIPS	2,460	0	-2,460	8,376	8,376	9,077	701	0	10,817	1,740	84%
101 51100 334		MAINTENANCE AGREEMENTS	0	0	0	3,700	6,495	1,850	-1,850	4,640	12,000	5,510	54%
101 51100 351		RENTALS	115	0	-115	165	115	245	130	0	300	55	82%
101 51100 355		TRAVEL	1,662	4,291	2,629	3,747	3,114	7,765	4,652	0	8,000	235	97%
101 51100 356		REGISTRATION FEES	0	0	0	1,960	1,300	2,700	1,400	0	1,800	-900	150%
101 51100 422		FOOD SUPPLIES	0	0	0	0	0	0	0	0	1,000	1,000	0%
101 51100 435		OFFICE SUPPLIES	0	0	0	1,072	887	466	-422	400	1,000	134	87%
101 51100 513		WORKMAN'S COMPENSATION INSUR	0	0	0	0	0	132	132	0	140	8	94%
101 51100 599		OTHER CHARGES	0	0	0	370	0	250	250	0	1,500	1,250	17%
101 51100 799		OTHER CAPITAL OUTLAY	0	0	0	0	0	7,500	7,500	0	28,000	20,500	27%
101 51100 ---			10,259	15,410	5,151	96,862	79,616	115,808	39,786	5,040	267,442	146,594	45%
101 51100 ---			10,259	15,410	5,151	96,862	79,616	115,808	39,786	5,040	267,442	146,594	45%
=====													
51210		BOARD OF EQUALIZATION											
000		-											
101 51210 191		BOARD & COMMITTEE MEMBERS FE	0	0	0	2,300	0	0	0	0	6,210	6,210	0%
101 51210 ---			0	0	0	2,300	0	0	0	0	6,210	6,210	0%
101 51210 ---			0	0	0	2,300	0	0	0	0	6,210	6,210	0%
=====													
51300		COUNTY MAYOR/EXECUTIVE											
000		-											
101 51300 101		COUNTY OFFICIAL	11,975	12,574	599	151,197	115,270	113,169	-2,101	0	150,892	37,723	75%
101 51300 103		ASSISTANT(S)	4,515	7,112	2,597	58,895	42,766	47,302	4,536	0	61,950	14,648	76%
101 51300 188		BONUS PAYMENTS	0	0	0	1,662	1,662	0	-1,662	0	0	0	0%

Fnd	Acct	Obj	Account Level Description	March 2021-22	March 2022-23	MONTHLY DIFFERENCE	2021-22 TOTAL EXP	2021-22 YTD	2022-23 YTD	YTD DIFFERENCE	2022-23 OPEN POS	2022-23 BUDGET	REMAINING BUDGET	% BUDGET USED
101			GENERAL FUND											
51300			COUNTY MAYOR/EXECUTIVE											
000			-											
101	51300	201	SOCIAL SECURITY	1,009	1,206	197	12,814	9,443	9,715	273	0	13,200	3,485	74%
101	51300	204	PENSIONS	1,585	2,368	784	20,239	15,187	19,305	4,117	0	25,612	6,307	75%
101	51300	205	EMPLOYEE AND DEPENDENT INSUR	1,830	1,976	146	21,959	16,469	17,787	1,318	0	23,800	6,013	75%
101	51300	212	EMPLOYER MEDICARE	236	282	46	3,127	2,339	2,348	9	0	3,090	742	76%
101	51300	299	OTHER FRINGE BENEFITS	0	0	0	6,600	3,600	3,600	0	0	6,600	3,000	55%
101	51300	307	COMMUNICATION (CO MAYOR)	46	46	0	552	368	368	0	0	1,560	1,192	24%
101	51300	320	DUES AND MEMBERSHIPS	0	0	0	2,572	2,572	2,630	58	0	3,000	370	88%
101	51300	333	LICENSES	0	0	0	0	0	25	25	0	0	-25	0%
101	51300	334	MAINTENANCE AGREEMENTS	206	199	-7	2,669	1,993	1,827	-74	473	2,400	100	96%
101	51300	348	POSTAL CHARGES (CO MAYOR)	0	12	12	23	15	39	24	0	100	61	39%
101	51300	351	RENTALS	562	281	-281	3,372	3,400	2,943	133	47	3,400	410	88%
101	51300	355	TRAVEL (CO MAYOR)	0	1,927	1,927	1,461	1,096	3,231	2,134	0	4,000	769	81%
101	51300	356	REGISTRATION FEES	320	165	-155	1,350	1,180	1,130	-50	0	800	-330	141%
101	51300	414	DUPLICATING SUPPLIES	96	78	-18	348	270	156	-114	94	300	50	83%
101	51300	435	OFFICE SUPPLIES (CO MAYOR)	30	0	-30	291	95	0	-95	53	300	247	18%
101	51300	437	PERIODICALS	0	0	0	0	0	33	33	0	140	107	24%
101	51300	499	OTHER SUPPLIES AND MATERIALS	0	0	0	0	0	73	73	0	0	-73	0%
101	51300	508	PREMIUMS ON CORPORATE SURETY	0	0	0	0	0	50	50	0	0	-50	0%
101	51300	513	WORKMAN'S COMPENSATION INSUR	0	0	0	0	0	376	376	0	380	4	99%
101	51300	599	OTHER CHARGES	0	0	0	160	124	0	-124	0	1,860	1,860	0%
101	51300	---		22,410	28,226	5,817	289,291	217,849	226,107	8,939	667	303,384	76,610	75%
101	51300	---		22,410	28,226	5,817	289,291	217,849	226,107	8,939	667	303,384	76,610	75%
				=====	=====	=====	=====	=====	=====	=====	=====	=====	=====	=====
51400			COUNTY ATTORNEY											
000			-											
101	51400	105	SUPERVISOR/DIRECTOR	12,240	19,278	7,038	159,708	116,160	128,245	12,085	0	167,719	39,474	76%
101	51400	133	PARAPROFESSIONALS	2,700	4,961	2,261	47,661	37,872	32,996	-4,875	0	43,155	10,159	76%
101	51400	188	BONUS PAYMENTS	0	0	0	6,169	6,169	0	-6,169	0	0	0	0%
101	51400	201	SOCIAL SECURITY	900	1,470	571	11,911	8,757	9,049	292	0	13,080	4,031	69%
101	51400	204	PENSIONS	1,176	2,916	1,740	18,289	14,118	19,009	4,891	0	25,370	6,361	75%
101	51400	205	EMPLOYEE AND DEPENDENT INSUR	1,212	1,309	97	23,798	15,233	11,782	-3,452	0	37,000	25,218	32%
101	51400	212	EMPLOYER MEDICARE	210	344	134	2,989	2,251	2,270	18	0	3,060	790	74%
101	51400	312	CONTRACTS - PRIVATE AGENCIES	7	0	-7	19	200	0	-12	0	0	0	0%

Fnd	Acct	Obj	Account Level Description	March 2021-22	March 2022-23	MONTHLY DIFFERENCE	2021-22 TOTAL EXP	2021-22 YTD	2022-23 YTD	YTD DIFFERENCE	2022-23 OPEN POS	2022-23 BUDGET	REMAINING BUDGET	% BUDGET USED
101			GENERAL FUND											
51400			COUNTY ATTORNEY											
000			-											
101	51400	320	DUES AND MEMBERSHIPS	0	150	150	475	325	951	626	0	1,200	249	79%
101	51400	331	LEGAL SERVICES	2,507	1,305	-1,202	35,299	8,704	12,172	3,467	0	30,000	17,829	41%
101	51400	332	LEGAL NOTICES	0	0	0	56	56	27	-29	0	500	473	5%
101	51400	333	LICENSES	0	0	0	75	75	0	-75	0	0	0	0%
101	51400	334	MAINTENANCE AGREEMENTS	75	78	3	833	1,200	1,307	1,157	79	1,370	-16	101%
101	51400	348	POSTAL CHARGES	0	8	8	250	42	51	9	0	200	149	26%
101	51400	351	RENTALS	0	70	70	274	485	725	521	552	200	-1,076	638%
101	51400	355	TRAVEL	0	0	0	1,169	605	0	-605	0	1,750	1,750	0%
101	51400	356	REGISTRATION FEES	0	0	0	175	0	108	108	0	2,225	2,117	5%
101	51400	411	DATA PROCESSING SUPPLIES	0	0	0	0	0	0	0	0	200	200	0%
101	51400	435	OFFICE SUPPLIES	243	235	-8	1,417	1,273	750	49	0	2,225	1,475	34%
101	51400	437	PERIODICALS	0	566	566	3,565	5,397	6,322	3,712	44	7,500	1,134	85%
101	51400	499	OTHER SUPPLIES AND MATERIALS	0	0	0	0	100	0	0	0	400	400	0%
101	51400	513	WORKMAN'S COMPENSATION INSUR	0	0	0	0	0	438	438	0	440	2	100%
101	51400	599	OTHER CHARGES	0	0	0	0	0	27	27	0	500	473	5%
101	51400	---		21,270	32,690	11,421	314,132	219,022	226,229	12,183	675	338,094	111,192	67%
420			IDB - ECONOMIC DEVELOPMENT											
101	51400	333	REGISTRATION FEE - IDB	0	0	0	90	90	41	-49	0	0	-41	0%
101	51400	---		0	0	0	90	90	41	-49	0	0	-41	0%
101	51400	---		21,270	32,690	11,421	314,222	219,112	226,270	12,134	675	338,094	111,151	67%
51500			ELECTION COMMISSION											
000			-											
101	51500	101	COUNTY OFFICIAL (REGISTRAR)	7,712	8,098	386	91,984	68,848	72,878	4,030	0	97,171	24,293	75%
101	51500	106	DEPUTIES	13,638	22,543	8,905	183,455	129,426	147,573	18,147	0	201,410	53,837	73%
101	51500	169	PART-TIME PERSONNEL	2,081	120	-1,961	59,159	6,820	125,869	119,049	0	130,328	4,459	97%
101	51500	188	BONUS PAYMENTS	0	0	0	4,130	4,130	0	-4,130	0	0	0	0%
101	51500	192	ELECTION COMMISSION	0	0	0	20,183	10,250	11,525	1,275	0	21,000	9,475	55%
101	51500	193	ELECTION WORKERS	0	0	0	19,820	0	41,555	41,555	0	41,555	0	100%
101	51500	201	SOCIAL SECURITY	1,339	1,827	488	20,907	12,604	21,379	8,776	0	24,720	3,341	86%

Fnd	Acct	Obj	Account Level Description	March 2021-22	March 2022-23	MONTHLY DIFFERENCE	2021-22 TOTAL EXP	2021-22 YTD	2022-23 YTD	YTD DIFFERENCE	2022-23 OPEN POS	2022-23 BUDGET	REMAINING BUDGET	% BUDGET USED
101			GENERAL FUND											
51500			ELECTION COMMISSION											
000			--											
101	51500	204	PENSIONS	2,052	2,657	606	24,655	17,559	20,538	2,979	0	28,730	8,192	71%
101	51500	205	EMPLOYEE AND DEPENDENT INSUR	6,327	6,631	304	75,311	56,328	56,589	261	0	82,100	25,511	69%
101	51500	210	UNEMPLOYMENT COMPENSATION	0	1,375	1,375	0	0	5,500	5,500	0	0	-5,500	0%
101	51500	212	EMPLOYER MEDICARE	313	427	114	4,890	2,948	5,000	2,053	0	5,790	790	86%
101	51500	307	COMMUNICATION (ELEC.COMM.)	0	0	0	14	14	0	-14	0	0	0	0%
101	51500	312	CONTRACTS - PRIVATE AGENCIES	123	160	37	3,367	1,770	741	268	1,109	2,000	150	93%
101	51500	317	DATA PROCESSING SERVICES	1,695	0	-1,695	16,303	11,500	5,327	3,269	19	6,942	1,596	77%
101	51500	320	DUES AND MEMBERSHIPS	0	0	0	373	0	800	800	0	1,100	300	73%
101	51500	328	JANITORIAL SERVICES	0	0	0	0	0	0	0	0	400	400	0%
101	51500	332	LEGAL NOTICES	53	0	-53	7,118	7,600	5,749	4,541	150	5,306	-593	111%
101	51500	334	MAINTENANCE AGREEMENTS	0	1,022	1,022	21,984	21,984	38,173	16,189	9,445	49,995	2,377	95%
101	51500	348	POSTAL CHARGES (ELECTION COM	0	0	0	36,790	7,000	15,732	8,732	0	9,271	-6,461	170%
101	51500	349	PRINTING	924	0	-924	6,751	9,700	4,422	2,086	5,204	9,650	24	100%
101	51500	350	INTERNET CONNECTIVITY	0	0	0	25	0	0	0	0	0	0	0%
101	51500	351	RENTALS (ELECTION COMM)	19,480	0	-19,480	21,560	25,480	32,168	11,279	102	33,610	1,340	96%
101	51500	355	TRAVEL (ELECTION COMM)	-2,481	478	2,959	1,556	771	6,454	5,683	0	10,622	4,168	61%
101	51500	356	REGISTRATION FEES	0	0	0	500	500	80	-420	100	2,500	2,320	7%
101	51500	411	DATA PROCESSING SUPPLIES	195	0	-195	5,372	2,523	154	-1,156	346	4,000	3,500	13%
101	51500	414	DUPLICATING SUPPLIES	185	0	-185	935	685	0	-185	1,500	4,031	2,531	37%
101	51500	415	ELECTRICITY	0	0	0	0	0	136	136	0	0	-136	0%
101	51500	422	FOOD SUPPLIES	0	0	0	186	0	140	140	0	140	0	100%
101	51500	435	OFFICE SUPPLIES (ELECTION CO	550	249	-301	5,989	3,867	4,648	1,680	0	7,100	2,452	65%
101	51500	454	WATER AND SEWER	0	77	77	0	0	77	77	0	0	-77	0%
101	51500	471	SOFTWARE	0	0	0	0	0	0	0	0	205	205	0%
101	51500	502	INSURANCE-BLDG AND CONTENTS	0	0	0	903	13,745	520	-13,225	0	1	-519	52,000%
101	51500	506	LIABILITY INSURANCE	0	0	0	10,256	10,256	12,060	1,804	0	12,060	0	100%
101	51500	513	WORKMAN'S COMPENSATION INSUR	0	0	0	0	0	701	701	0	710	9	99%
101	51500	530	FINES, ASSESSMENTS, PENALTIE	0	0	0	0	0	39	39	0	0	-39	0%
101	51500	709	DATA PROCESSING EQUIPMENT	0	0	0	88,814	88,573	0	-9,991	22,135	24,955	2,820	89%
101	51500	711	FURNITURE AND FIXTURES	0	0	0	0	0	960	960	0	965	5	99%
101	51500	719	OFFICE EQUIPMENT	0	0	0	11,054	2,441	0	0	0	0	0	0%
101	51500	---		54,186	45,664	-8,521	744,344	517,322	637,487	232,888	40,110	818,367	140,770	83%

Fnd	Acct	Obj	Account Level Description	March 2021-22	March 2022-23	MONTHLY DIFFERENCE	2021-22 TOTAL EXP	2021-22 YTD	2022-23 YTD	YTD DIFFERENCE	2022-23 OPEN POS	2022-23 BUDGET	REMAINING BUDGET	% BUDGET USED
101			GENERAL FUND											
51500			ELECTION COMMISSION											
631			REDISTRICT DECENNIAL CENSUS											
101	51500	169	PART-TIME PERSONNEL - REDIST	0	0	0	6,820	0	0	0	0	0	0	0%
101	51500	201	SOCIAL SECURITY - REDISTRICT	0	0	0	423	0	0	0	0	0	0	0%
101	51500	212	MEDICARE - REDISTRICT	0	0	0	99	0	0	0	0	0	0	0%
101	51500	348	POSTAGE FOR REDISTRICTING	7,539	0	-7,539	10,500	10,500	0	-7,539	0	0	0	0%
101	51500	349	PRINTING, STATIONERY/REDISTR	10,535	0	-10,535	10,600	10,600	0	-10,535	0	0	0	0%
101	51500	435	OFFICE SUPPLIES - REDIST FUN	0	0	0	4,825	3,910	0	-3,910	0	0	0	0%
101	51500	530	FINES, ASSESSMENTS, PENALTIE	0	0	0	0	0	14	14	0	0	-14	0%
101	51500	709	DP EQUIP FROM REDISTRICT FDS	0	0	0	23,039	20,693	0	-20,693	0	0	0	0%
101	51500	---		18,074	0	-18,074	56,306	45,703	14	-42,663	0	0	-14	0%
633			VOTING MACHINE RPLCMNT GRANT											
101	51500	731	VOTING MACHINES	0	0	0	0	0	0	0	742,250	800,000	57,750	93%
101	51500	---		0	0	0	0	0	0	0	742,250	800,000	57,750	93%
101	51500	---		72,260	45,664	-26,595	800,650	563,025	637,501	190,225	782,360	1,618,367	198,506	88%
				=====	=====	=====	=====	=====	=====	=====	=====	=====	=====	=====
51600			REGISTER OF DEEDS											
000			-											
101	51600	101	COUNTY OFFICIAL	8,569	8,997	428	108,187	82,480	80,976	-1,504	0	107,968	26,992	75%
101	51600	106	DEPUTIES	21,545	31,709	10,164	260,603	192,099	210,523	18,423	0	275,903	65,380	76%
101	51600	169	PART-TIME PERSONNEL	1,120	1,764	644	13,433	9,985	10,968	983	0	15,347	4,379	71%
101	51600	188	BONUS PAYMENTS	0	0	0	8,111	8,111	0	-8,111	0	0	0	0%
101	51600	201	SOCIAL SECURITY	1,851	2,507	656	22,704	17,000	17,618	617	0	24,780	7,162	71%
101	51600	204	PENSIONS	2,389	4,897	2,508	34,167	25,883	34,416	8,534	0	46,270	11,854	74%
101	51600	205	EMPLOYEE AND DEPENDENT INSUR	4,685	8,608	3,923	88,911	65,001	77,469	12,469	0	103,300	25,831	75%
101	51600	206	LIFE INSURANCE	0	0	0	2,289	2,289	0	-2,289	0	0	0	0%
101	51600	212	EMPLOYER MEDICARE	433	586	154	5,310	3,976	4,120	144	0	5,800	1,680	71%
101	51600	299	OTHER FRINGE BENEFITS	0	0	0	0	54	0	-54	0	0	0	0%
101	51600	307	COMMUNICATION (REG.OF DEEDS)	19	19	0	229	154	154	0	0	240	86	64%
101	51600	312	CONTRACTS - PRIVATE AGENCIES	54	28	-26	2,219	500	410	196	140	500	-50	110%
101	51600	320	DUES AND MEMBERSHIPS	0	0	0	998	948	1,063	115	0	1,088	25	98%
101	51600	334	MAINTENANCE AGREEMENTS	61	40	-21	19,907	19,918	21,117	1,453	1,683	22,800	0	100%

Fnd	Acct	Obj	Account Level Description	March 2021-22	March 2022-23	MONTHLY DIFFERENCE	2021-22 TOTAL EXP	2021-22 YTD	2022-23 YTD	YTD DIFFERENCE	2022-23 OPEN POS	2022-23 BUDGET	REMAINING BUDGET	% BUDGET USED
101			GENERAL FUND											
51600			REGISTER OF DEEDS											
000			-											
101	51600	334	MAINTENANCE AGREEMENT/DISCOU	0	0	0	0	0	-2,955	-2,955	200	0	2,755	0%
101	51600	348	POSTAL CHARGES (REGISTER)	27	27	0	1,687	1,500	596	-608	1,503	2,500	401	84%
101	51600	351	RENTALS (REGISTER)	266	123	-143	2,032	2,075	1,099	-231	843	3,000	1,058	65%
101	51600	355	TRAVEL (REGISTER)	47	0	-47	204	116	1,140	1,024	0	1,500	360	76%
101	51600	356	REGISTRATION FEES	0	0	0	80	0	510	510	0	450	-60	113%
101	51600	411	DATA PROCESSING SUPPLIES	1,746	0	-1,746	6,931	5,991	3,323	-2,668	562	7,500	3,616	52%
101	51600	414	DUPLICATING SUPPLIES	0	0	0	996	750	1,114	364	0	1,300	186	86%
101	51600	435	OFFICE SUPPLIES (REGISTER)	2,263	157	-2,105	4,791	4,453	3,425	-887	6	10,000	6,568	34%
101	51600	437	PERIODICALS (REGISTER)	0	0	0	0	200	0	0	0	200	200	0%
101	51600	513	WORKMAN'S COMPENSATION INSUR	0	0	0	0	0	832	832	0	840	8	99%
101	51600	599	OTHER CHARGES (REGISTER)	0	0	0	0	0	0	0	0	500	500	0%
101	51600	709	DATA PROCESSING EQUIPMENT	0	0	0	4,669	2,920	1,373	1,118	0	5,000	3,627	27%
101	51600	799	OTHER CAPITAL OUTLAY	0	0	0	4,724	4,724	0	0	0	0	0	0%
101	51600	---		45,075	59,462	14,389	593,182	451,127	469,291	27,475	4,937	636,786	162,558	74%
806			DATA PROCESSING - REGISTER											
101	51600	317	DATA PROCESSING SERVICES	0	0	0	2,623	2,623	0	-2,623	0	0	0	0%
101	51600	334	MAINTENANCE AGREEMENT - RESE	0	0	0	0	0	0	0	0	8,000	8,000	0%
101	51600	471	DATA PROCESSING - REGISTER	0	0	0	0	0	0	0	28,000	28,000	0	100%
101	51600	---		0	0	0	2,623	2,623	0	-2,623	28,000	36,000	8,000	78%
101	51600	---		45,075	59,462	14,389	595,805	453,750	469,291	24,852	32,937	672,786	170,558	75%
51720			PLANNING											
000			-											
101	51720	103	PLANNING ASSISTANTS	6,800	11,072	4,273	87,542	63,260	73,436	10,175	0	96,183	22,747	76%
101	51720	105	SUPERVISOR'DIRECTOR	5,076	8,359	3,283	66,232	48,173	55,477	7,304	0	72,565	17,088	76%
101	51720	188	BONUS PAYMENTS	0	0	0	4,452	4,452	0	-4,452	0	0	0	0%
101	51720	191	BOARD AND COMMITTEE MEMBERS	240	180	-60	3,480	2,400	2,400	0	0	4,000	1,600	60%
101	51720	201	SOCIAL SECURITY	717	1,182	464	9,654	7,068	7,838	770	0	10,470	2,632	75%
101	51720	204	PENSIONS	1,141	2,338	1,196	14,907	10,709	15,508	4,799	0	20,310	4,802	76%
101	51720	205	EMPLOYEE AND DEPENDENT INSUR	1,643	1,774	131	19,712	14,784	15,967	1,183	0	21,300	5,333	75%

Fnd	Acct	Obj	Account Level Description	March 2021-22	March 2022-23	MONTHLY DIFFERENCE	2021-22 TOTAL EXP	2021-22 YTD	2022-23 YTD	YTD DIFFERENCE	2022-23 OPEN POS	2022-23 BUDGET	REMAINING BUDGET	% BUDGET USED
101			GENERAL FUND											
51720			PLANNING											
000			-											
101	51720	212	EMPLOYER MEDICARE	168	276	109	2,258	1,653	1,833	180	0	2,450	617	75%
101	51720	299	OTHER FRINGE BENEFITS	0	0	0	0	0	111	111	0	0	-111	0%
101	51720	320	DUES AND MEMBERSHIPS	0	0	0	837	325	325	0	0	517	192	63%
101	51720	332	LEGAL NOTICES RECORDING	101	41	-59	1,500	1,500	363	-358	1,137	1,500	0	100%
101	51720	334	MAINTENANCE AGREEMENTS	0	0	0	9,848	9,848	9,752	-96	0	9,753	1	100%
101	51720	355	TRAVEL	0	0	0	1,363	1,089	713	-376	0	2,627	1,914	27%
101	51720	356	REGISTRATION FEES	0	0	0	380	380	428	48	0	430	2	100%
101	51720	411	DATA PROCESSING SUPPLIES	0	0	0	0	0	0	0	0	-1,000	-1,000	0%
101	51720	513	WORKMAN'S COMPENSATION INSUR	0	0	0	0	0	1,336	1,336	0	1,340	4	100%
101	51720	515	LIABILITY CLAIMS	0	0	0	500	0	0	0	0	0	0	0%
101	51720	---		15,886	25,222	9,337	222,665	165,641	185,487	20,624	1,137	242,445	55,821	77%
101	51720	---		15,886	25,222	9,337	222,665	165,641	185,487	20,624	1,137	242,445	55,821	77%
=====														
51750			CODES COMPLIANCE											
000			-											
101	51750	103	ASSISTANT(S)	2,913	4,588	1,675	36,051	25,537	30,512	4,976	0	39,916	9,404	76%
101	51750	105	CODES COMPLIANCE DIRECTOR	4,736	7,821	3,086	61,789	44,941	51,901	6,960	0	68,021	16,120	76%
101	51750	188	BONUS PAYMENTS	0	0	0	4,051	4,051	0	-4,051	0	0	0	0%
101	51750	189	OTHER SALARIES & WAGES	3,332	5,792	2,460	43,469	31,616	38,345	6,729	0	50,349	12,004	76%
101	51750	201	SOCIAL SECURITY	641	1,085	444	8,514	6,204	7,105	901	0	9,820	2,715	72%
101	51750	204	PENSIONS	1,055	2,189	1,134	13,700	9,811	14,527	4,716	0	19,050	4,523	76%
101	51750	205	EMPLOYEE AND DEPENDENT INSUR	4,067	4,392	325	48,803	36,602	39,531	2,928	0	52,800	13,269	75%
101	51750	212	EMPLOYER MEDICARE	150	254	104	1,991	1,451	1,662	211	0	2,300	638	72%
101	51750	307	COMMUNICATION	293	263	-30	3,207	2,950	1,908	-1,042	0	5,700	3,792	33%
101	51750	312	CONTRACTS - PRIVATE AGENCIES	45	22	-22	210	250	277	127	0	425	148	65%
101	51750	320	DUES AND MEMBERSHIPS	0	0	0	485	485	585	100	0	600	15	98%
101	51750	332	LEGAL NOTICES	0	0	0	0	0	0	0	0	400	400	0%
101	51750	333	LICENSES	0	0	0	23	23	35	13	0	45	10	78%
101	51750	334	MAINTENANCE AGREEMENTS	206	173	-33	10,024	9,300	8,615	-519	605	10,220	1,000	90%
101	51750	338	MAINTENANCE & REPAIR - VEHIC	0	14,204	14,204	738	738	14,344	13,606	0	14,704	360	98%
101	51750	348	POSTAL CHARGES	0	232	232	-100	650	591	-59	0	650	59	91%
101	51750	350	INTERNET CONNECTIVITY	0	68	68	931	0	544	544	0	0	-544	0%
101	51750	351	RENTALS	652	281	-371	5,524	5,076	2,393	-1,304	2,507	7,500	2,600	65%

Fnd	Acct	Obj	Account Level Description	March 2021-22	March 2022-23	MONTHLY DIFFERENCE	2021-22 TOTAL EXP	2021-22 YTD	2022-23 YTD	YTD DIFFERENCE	2022-23 OPEN POS	2022-23 BUDGET	REMAINING BUDGET	% BUDGET USED
101			GENERAL FUND											
51750			CODES COMPLIANCE											
000			-											
101	51750	355	TRAVEL	0	0	0	748	748	770	22	0	1,000	230	77%
101	51750	356	REGISTRATION FEES	0	0	0	300	300	200	-100	0	1,350	1,150	15%
101	51750	411	DATA PROCESSING SUPPLIES	0	703	703	1,211	510	703	635	0	1,641	938	43%
101	51750	414	DUPLICATING SUPPLIES (CODES	0	0	0	599	326	230	-96	0	600	370	38%
101	51750	422	FOOD SUPPLIES	0	94	94	0	0	94	94	0	100	6	94%
101	51750	425	GASOLINE	545	385	-160	7,524	6,500	4,261	116	1,485	6,800	1,054	85%
101	51750	435	OFFICE SUPPLIES	494	177	-317	6,190	3,950	4,400	667	0	6,500	2,100	68%
101	51750	437	PERIODICALS	0	0	0	134	0	0	0	0	500	500	0%
101	51750	451	UNIFORMS	0	0	0	1,167	354	1,004	650	0	1,000	-4	100%
101	51750	453	VEHICLE PARTS	31	0	-31	238	238	0	-238	0	700	700	0%
101	51750	471	SOFTWARE	0	581	581	798	798	581	-217	0	800	219	73%
101	51750	511	VEHICLE AND EQUIPMENT INSURA	0	0	0	1,506	1,506	1,620	114	0	1,400	-220	116%
101	51750	513	WORKMAN'S COMPENSATION INSUR	0	0	0	0	0	3,176	3,176	0	3,180	4	100%
101	51750	530	FINES, ASSESSMENTS, PENALTIE	-157	0	157	461	84	0	-84	0	0	0	0%
101	51750	599	OTHER CHARGES	0	0	0	0	0	0	0	0	175	175	0%
101	51750	709	DATA PROCESSING EQUIPMENT	0	750	750	6,744	5,059	750	-4,309	1,881	2,000	-631	132%
101	51750	718	MOTOR VEHICLES	0	0	0	33,324	33,324	0	-33,324	0	0	0	0%
101	51750	---		19,003	44,054	25,053	300,354	233,382	230,664	1,942	6,478	310,246	73,104	76%
050			ENVIRONMENTAL COURT CLEAN-UP											
101	51750	162	CLERICAL STAFF - ENV CLEANUP	0	0	0	14,312	3,767	0	-3,767	0	38,000	38,000	0%
101	51750	188	BONUS PAYMENTS	0	0	0	1,406	1,406	0	-1,406	0	0	0	0%
101	51750	189	OTHER WAGES - ENV COURT	4,077	5,129	1,052	76,243	38,496	32,136	-6,360	0	53,000	20,864	61%
101	51750	201	SOCIAL SECURITY - ENV CLEANU	234	307	74	5,428	2,508	1,860	-648	0	5,650	3,790	33%
101	51750	204	PENSIONS - ENV CLEANUP	392	617	225	6,153	3,699	3,866	167	0	10,950	7,084	35%
101	51750	205	HEALTH INSURANCE - ENV CLEAN	618	1,309	691	8,625	5,560	11,782	6,222	0	8,100	-3,682	145%
101	51750	206	LIFE INSURANCE	0	0	0	2,775	0	0	0	0	0	0	0%
101	51750	212	MEDICARE - ENV CLEANUP	55	72	17	1,270	587	435	-152	0	1,320	885	33%
101	51750	307	COMMUNICATION - ENV CLEANUP	89	42	-47	592	472	335	-137	0	800	465	42%
101	51750	332	LEGAL NOTICES - ENV CLEANUP	0	0	0	75	0	0	0	0	0	0	0%
101	51750	348	POSTAL CHARGES - ENV CLEANUP	0	263	263	900	900	762	-138	0	1,000	238	76%
101	51750	349	PRINTING, STATIONERY AND FOR	0	0	0	137	137	0	-137	0	100	100	0%
101	51750	350	INT CONNECTIVITY/ENV CT CLEA	0	34	34	183	0	272	272	0	0	-272	0%
101	51750	351	RENTALS	0	0	0	946	946	21	-125	1,143	1,900	736	61%

Fnd	Acct	Obj	Account Level Description	March 2021-22	March 2022-23	MONTHLY DIFFERENCE	2021-22 TOTAL EXP	2021-22 YTD	2022-23 YTD	YTD DIFFERENCE	2022-23 OPEN POS	2022-23 BUDGET	REMAINING BUDGET	% BUDGET USED
101			GENERAL FUND											
51750			CODES COMPLIANCE											
050			ENVIRONMENTAL COURT CLEAN-UP											
101	51750	411	DATA PROCESSING SUPPLIES - E	185	0	-185	958	958	0	-875	0	0	0	0%
101	51750	425	GASOLINE - ENV CLEANUP	159	74	-85	1,914	1,500	594	-614	1,169	1,800	37	98%
101	51750	435	OFFICE SUPPLIES - ENV CLEANU	47	23	-25	785	715	439	-253	55	500	6	99%
101	51750	451	UNIFORMS - ENV CLEANUP	0	0	0	383	90	300	210	0	300	0	100%
101	51750	453	VEHICLE PARTS - ENV CLEANUP	0	95	95	113	113	141	29	0	400	259	35%
101	51750	499	OTHER SUPPLIES - ENV CLEANUP	0	0	0	355	355	130	-225	0	0	-130	0%
101	51750	511	VEHICLE INS - ENV CLEANUP	0	0	0	0	0	0	0	0	400	400	0%
101	51750	513	WORKMAN'S COMP/ENV COURT CLE	0	0	0	0	0	77	77	0	80	3	97%
101	51750	536	HAZARDOUS WASTE CLEANUP	0	0	0	600	0	0	0	0	25,000	25,000	0%
101	51750	709	DATA PROCESS EQPT - ENV CLEA	360	0	-360	790	790	350	-440	0	350	0	100%
101	51750	711	FURNITURE AND FIXTURES - ENV	0	519	519	250	250	519	269	0	0	-519	0%
101	51750	718	ENV COURT - VEHICLE	0	0	0	0	0	38,499	38,499	0	38,500	2	100%
				<hr/>	<hr/>	<hr/>	<hr/>	<hr/>	<hr/>	<hr/>	<hr/>	<hr/>	<hr/>	<hr/>
101	51750	---		6,216	8,484	2,268	125,193	63,249	92,518	30,468	2,367	188,150	93,266	50%
101	51750	---		25,219	52,538	27,321	425,547	296,631	323,182	32,410	8,845	498,396	166,370	67%
				<hr/>	<hr/>	<hr/>	<hr/>	<hr/>	<hr/>	<hr/>	<hr/>	<hr/>	<hr/>	<hr/>
51800			COUNTY BUILDINGS											
000			-											
101	51800	334	MAINTENANCE AGREEMENTS	899	5,826	4,927	42,082	48,680	53,561	15,915	6,529	63,650	3,560	94%
101	51800	335	MAINTENANCE & REPAIR - BLDGS	185	1,967	1,781	21,310	28,266	15,526	11,244	9,388	35,000	10,086	71%
101	51800	336	MAINTENANCE AND REPAIR EQUIP	0	3,138	3,138	2,142	4,267	12,804	10,662	408	7,500	-5,712	176%
101	51800	347	PEST CONTROL	0	0	0	2,300	2,300	2,165	-135	0	3,000	835	72%
101	51800	347	DISCOUNTS TAKEN	0	0	0	-185	-185	0	185	0	0	0	0%
101	51800	351	RENTALS	734	482	-252	4,523	3,707	3,107	-194	691	8,200	4,402	46%
101	51800	351	DISCOUNTS TAKEN	-12	-10	2	-40	-17	-53	-35	0	0	53	0%
101	51800	361	PERMITS	120	0	-120	258	203	110	-93	0	300	190	37%
101	51800	410	CUSTODIAL SUPPLIES	3,087	1,849	-1,238	24,963	18,465	17,944	369	108	29,000	10,948	62%
101	51800	415	ELECTRICITY	15,395	18,544	3,150	200,088	131,684	153,443	21,759	0	200,000	46,557	77%
101	51800	425	GASOLINE	0	0	0	0	50	0	0	0	50	50	0%
101	51800	434	NATURAL GAS	4,247	3,979	-268	37,383	26,337	32,795	6,458	0	40,000	7,205	82%
101	51800	454	WATER AND SEWER	797	905	108	8,452	5,383	6,245	862	0	12,000	5,755	52%
101	51800	499	OTHER SUPPLIES AND MATERIALS	0	0	0	78	78	0	0	0	0	0	0%
101	51800	502	BUILDING AND CONTENTS INSURA	0	0	0	51,359	14,002	58,945	44,943	0	65,000	6,055	91%
101	51800	599	OTHER CHARGES	468	0	-468	468	468	0	-468	0	8,000	8,000	0%

Fnd	Acct	Obj	Account Level Description	March 2021-22	March 2022-23	MONTHLY DIFFERENCE	2021-22 TOTAL EXP	2021-22 YTD	2022-23 YTD	YTD DIFFERENCE	2022-23 OPEN POS	2022-23 BUDGET	REMAINING BUDGET	% BUDGET USED
101			GENERAL FUND											
51800			COUNTY BUILDINGS											
000			-											
101	51800	799	OTHER CAPITAL OUTLAY	0	0	0	12,000	0	3,745	3,745	0	4,000	255	94%
101	51800	---		25,920	36,680	10,760	407,181	283,688	360,337	115,217	17,124	475,700	98,239	79%
021			LOCAL GOV DIRECT APPR GRANT											
101	51800	312	CONTRACTS - LOCAL GOV DA	0	0	0	28,223	25,183	0	0	0	0	0	0%
101	51800	---		0	0	0	28,223	25,183	0	0	0	0	0	0%
101	51800	---		25,920	36,680	10,760	435,404	308,871	360,337	115,217	17,124	475,700	98,239	79%
				=====	=====	=====	=====	=====	=====	=====	=====	=====	=====	=====
51900			OTHER GENERAL ADMINISTRATION											
000			-											
101	51900	166	CUSTODIAL PERSONNEL	4,403	3,468	-935	57,453	41,787	60,121	18,334	0	68,109	7,988	88%
101	51900	169	PART-TIME PERSONNEL	931	0	-931	12,792	10,231	0	-10,231	0	0	0	0%
101	51900	188	BONUS PAYMENTS	0	0	0	4,998	4,998	0	-4,998	0	0	0	0%
101	51900	189	OTHER SALARIES & WAGES	7,785	15,808	8,024	101,883	73,816	82,476	8,660	0	91,680	9,204	90%
101	51900	201	SOCIAL SECURITY	697	1,138	441	9,465	6,933	8,423	1,490	0	10,354	1,931	81%
101	51900	202	HANDLING CHARGES & ADMINISTR	0	0	0	0	0	6,642	6,642	0	12,000	5,358	55%
101	51900	204	PENSIONS	1,171	417	-754	15,413	11,105	6,808	-4,297	0	18,295	11,487	37%
101	51900	205	EMPLOYEE AND DEPENDENT INSUR	4,254	3,927	-327	51,049	38,287	27,514	-10,773	0	49,596	22,082	55%
101	51900	206	LIFE INSURANCE	0	2,489	2,489	0	0	19,349	19,349	0	25,500	6,151	76%
101	51900	212	EMPLOYER MEDICARE	177	266	90	2,405	1,776	1,970	194	0	2,421	451	81%
101	51900	305	AUDIT SERVICES	0	1,500	1,500	55,290	760	3,760	3,000	6,500	66,560	56,300	15%
101	51900	307	COMMUNICATION	4,932	2,654	-2,278	47,180	29,851	28,955	-411	0	28,800	-155	101%
101	51900	308	CONSULTANTS	0	0	0	833	833	833	0	0	13,422	12,589	6%
101	51900	312	CONTRACTS - PRIVATE AGENCIES	358	216	-142	12,375	11,730	1,838	-7,291	450	43,950	41,662	5%
101	51900	320	DUES AND MEMBERSHIPS	-2,460	0	2,460	1,150	840	890	50	0	840	-50	106%
101	51900	332	LEGAL NOTICES	173	272	99	5,800	4,257	2,105	-1,329	1,407	4,000	488	88%
101	51900	334	MAINTENANCE AGREEMENTS	13,366	0	-13,366	230,217	203,982	219,425	17,279	0	220,730	1,305	99%
101	51900	348	POSTAL CHARGES	0	488	488	609	204	1,046	842	0	0	-1,046	0%
101	51900	349	PRINTING	0	0	0	0	0	0	0	0	500	500	0%
101	51900	350	INTERNET CONNECTIVITY	2,871	1,770	-1,101	25,469	19,952	20,584	632	0	29,220	8,636	70%
101	51900	351	RENTALS (GENERAL)	180	180	0	1,516	1,080	900	0	424	1,080	-244	123%

Fnd Acct	Obj	Account Level Description	March 2021-22	March 2022-23	MONTHLY DIFFERENCE	2021-22 TOTAL EXP	2021-22 YTD	2022-23 YTD	YTD DIFFERENCE	2022-23 OPEN POS	2022-23 BUDGET	REMAINING BUDGET	% BUDGET USED
101		GENERAL FUND											
51900		OTHER GENERAL ADMINISTRATION											
000		-											
101 51900 355		TRAVEL (GENERAL)	0	445	445	1,201	392	1,257	865	0	2,000	743	63%
101 51900 356		REGISTRATION FEES	0	0	0	0	0	0	0	0	1,000	1,000	0%
101 51900 415		ELECTRICITY (GENERAL)	0	0	0	0	0	1,609	1,609	0	0	-1,609	0%
101 51900 422		FOOD SUPPLIES	525	0	-525	892	785	473	-312	0	950	477	50%
101 51900 435		OFFICE SUPPLIES	893	191	-701	1,474	1,429	481	-949	0	1,600	1,119	30%
101 51900 451		UNIFORMS	0	0	0	0	0	185	185	0	0	-185	0%
101 51900 471		SOFTWARE	0	0	0	735	735	0	-735	0	0	0	0%
101 51900 499		OTHER SUPP & MATERI (GENERAL	0	0	0	864	883	236	-357	0	200	-36	118%
101 51900 506		LIABILITY INSURANCE	0	0	0	21,725	21,725	23,280	1,555	0	25,000	1,720	93%
101 51900 509		REFUNDS	2,226	0	-2,226	2,226	2,226	0	-2,226	0	0	0	0%
101 51900 510		TRUSTEE'S COMMISSION	49,027	46,890	-2,137	522,343	492,374	507,598	15,224	0	560,000	52,402	91%
101 51900 511		VEHICLE AND EQUIPMENT INSURA	0	0	0	381	381	1,035	654	0	0	-1,035	0%
101 51900 513		WORKER'S COMPENSATION INS.	0	0	0	289,350	289,350	5,569	-283,781	0	5,660	91	98%
101 51900 530		FINES, ASSESSMENTS, PENALTIE	23	0	-23	50	91	-25	-116	0	0	25	0%
101 51900 540		TAX RELIEF PROGRAM	100,395	99,372	-1,023	405,570	361,835	383,021	21,186	0	425,000	41,979	90%
101 51900 599		OTHER CHARGES	0	0	0	516	501	0	-501	0	2,000	2,000	0%
101 51900 ---			191,927	181,491	-10,433	1,883,224	1,635,129	1,418,358	-210,557	8,781	1,710,467	283,328	83%
300		Water Line Projects											
101 51900 308		WATER LINE PROJECTS	0	0	0	270	270	0	-270	0	0	0	0%
101 51900 ---			0	0	0	270	270	0	-270	0	0	0	0%
101 51900 ---			191,927	181,491	-10,433	1,883,494	1,635,399	1,418,358	-210,827	8,781	1,710,467	283,328	83%
51910		PRESERVATION OF RECORDS											
000		-											
101 51910 103		ASSISTANTS	2,382	6,964	4,582	31,080	22,606	44,417	21,812	0	60,438	16,021	73%
101 51910 105		SUPERVISOR'DIRECTOR	5,083	8,294	3,211	66,321	48,237	55,069	6,832	0	68,840	13,771	80%
101 51910 169		PART'TIME PERSONNEL	979	0	-979	12,171	8,591	490	-8,102	0	0	-490	0%
101 51910 188		BONUS PAYMENTS	0	0	0	3,144	3,144	0	-3,144	0	0	0	0%
101 51910 201		SOCIAL SECURITY	500	924	424	6,725	4,931	5,992	1,061	0	8,020	2,028	75%
101 51910 204		PENSIONS	717	1,835	1,118	9,442	6,808	10,432	3,623	0	15,560	5,128	67%

Fnd	Acct	Obj	Account Level Description	March 2021-22	March 2022-23	MONTHLY DIFFERENCE	2021-22 TOTAL EXP	2021-22 YTD	2022-23 YTD	YTD DIFFERENCE	2022-23 OPEN POS	2022-23 BUDGET	REMAINING BUDGET	% BUDGET USED
101			GENERAL FUND											
51910			PRESERVATION OF RECORDS											
000			-											
101	51910	205	EMPLOYEE AND DEPENDENT INSUR	2,260	1,976	-284	23,419	16,637	19,182	2,544	0	29,300	10,118	65%
101	51910	212	EMPLOYER MEDICARE	117	216	99	1,573	1,153	1,401	248	0	1,880	479	75%
101	51910	304	ARCHITECTS	0	0	0	0	0	0	0	0	100	100	0%
101	51910	328	JANITORIAL SERVICES	0	838	838	0	0	838	838	842	1,680	0	100%
101	51910	334	MAINTENANCE AGREEMENTS	408	175	-233	1,517	1,525	3,398	2,486	261	3,750	92	98%
101	51910	335	MAINTENANCE AND REPAIR BLDG	0	323	323	1,564	1,100	323	-418	28	350	0	100%
101	51910	337	MAINTENANCE AND REPAIR OFF E	0	0	0	0	0	0	0	0	100	100	0%
101	51910	347	PEST CONTROL	0	0	0	380	380	94	-286	267	380	19	95%
101	51910	347	DISCOUNTS TAKEN	0	0	0	-19	-19	0	19	0	0	0	0%
101	51910	348	POSTAL CHARGES	0	5	5	83	68	22	-47	0	200	178	11%
101	51910	350	INTERNET CONNECTIVITY	87	0	-87	788	782	0	-782	0	0	0	0%
101	51910	355	TRAVEL	0	0	0	0	0	0	0	0	1,100	1,100	0%
101	51910	410	CUSTODIAL SUPPLIES	0	0	0	309	141	71	-70	0	250	179	28%
101	51910	415	ELECTRICITY	1,395	1,192	-203	12,182	8,909	7,498	-1,411	0	13,000	5,503	58%
101	51910	435	OFFICE SUPPLIES	3,701	86	-3,615	19,815	19,778	5,315	-11,493	2,510	18,540	10,715	42%
101	51910	454	WATER AND SEWER	53	53	0	857	356	422	65	0	650	228	65%
101	51910	502	BUILDING AND CONTENTS INSURA	0	0	0	1,506	115	0	-115	0	1,200	1,200	0%
101	51910	513	WORKMAN'S COMPENSATION INSUR	0	0	0	0	0	228	228	0	230	2	99%
101	51910	530	FINES, ASSESSMENTS, PENALTIE	0	0	0	10	10	0	-10	0	0	0	0%
101	51910	590	TRANSFERS TO OTHER FUNDS	0	0	0	49,000	49,000	49,000	0	0	49,000	0	100%
101	51910	707	BUILDING IMPROVEMENTS	0	0	0	0	0	8,450	8,450	0	8,450	0	100%
101	51910	---		17,682	22,881	5,199	241,867	194,252	212,642	22,328	3,908	283,018	66,471	77%
101	51910	---		17,682	22,881	5,199	241,867	194,252	212,642	22,328	3,908	283,018	66,471	77%
				=====	=====	=====	=====	=====	=====	=====	=====	=====	=====	=====
52100			ACCOUNTS AND BUDGETS											
000			-											
101	52100	105	SUPERVISOR'DIRECTOR	7,571	11,924	4,353	98,787	71,851	79,307	7,456	0	103,745	24,438	76%
101	52100	119	ACCOUNTANTS'BOOKKEEPERS	15,196	32,263	17,067	203,184	136,085	227,918	91,833	0	278,720	50,802	82%
101	52100	169	PART-TIME PERSONNEL	0	0	0	3,636	4,244	0	-4,244	0	5,000	5,000	0%
101	52100	188	BONUS PAYMENTS	0	0	0	8,636	8,636	0	-8,636	0	0	0	0%
101	52100	201	SOCIAL SECURITY	1,333	2,642	1,309	18,190	12,654	18,053	5,398	0	24,710	6,657	73%
101	52100	204	PENSIONS	2,105	4,387	2,282	28,239	19,738	30,269	10,531	0	46,020	15,751	66%
101	52100	205	EMPLOYEE AND DEPENDENT INSUR	6,922	8,143	1,221	86,346	62,295	86,355	24,059	0	111,000	24,645	78%

Fnd	Acct	Obj	Account Level Description	March 2021-22	March 2022-23	MONTHLY DIFFERENCE	2021-22 TOTAL EXP	2021-22 YTD	2022-23 YTD	YTD DIFFERENCE	2022-23 OPEN POS	2022-23 BUDGET	REMAINING BUDGET	% BUDGET USED
101			GENERAL FUND											
52100			ACCOUNTS AND BUDGETS											
000			-											
101	52100	212	EMPLOYER MEDICARE	312	618	306	4,314	3,028	4,222	1,194	0	5,780	1,558	73%
101	52100	299	OTHER FRINGE BENEFITS	0	0	0	24	36	24	-12	0	500	476	5%
101	52100	301	ACCOUNTING SERVICES	0	0	0	135	135	270	135	0	5,000	4,730	5%
101	52100	307	COMMUNICATION (ACCT.& BUDG.)	120	121	1	1,444	964	966	2	0	0	-966	0%
101	52100	312	CONTRACTS - PRIVATE AGENCIES	0	0	0	28,695	28,695	0	-6,968	0	0	0	0%
101	52100	317	DATA PROCESSING SERVICES	0	6,360	6,360	28,156	21,796	29,256	7,460	0	38,470	9,214	76%
101	52100	320	DUES AND MEMBERSHIPS	0	0	0	350	350	345	-5	0	660	315	52%
101	52100	334	MAINTENANCE AGREEMENTS	-1,665	-351	1,314	14,232	14,704	1,477	-12,442	1,153	3,000	370	88%
101	52100	348	POSTAL CHARGES (ACCTG & BUDG	130	-1,071	-1,201	5,710	-2,665	-4,231	-1,567	0	3,000	7,231	-141%
101	52100	350	INTERNET CONNECTIVITY	68	68	0	817	545	544	0	0	840	296	65%
101	52100	351	RENTALS	0	70	70	70	282	352	352	493	3,840	2,995	22%
101	52100	355	TRAVEL	0	0	0	1,900	747	945	198	0	1,585	640	60%
101	52100	356	REGISTRATION FEES	1,290	0	-1,290	6,545	6,000	2,325	-3,075	0	5,650	3,325	41%
101	52100	411	DATA PROCESSING SUPPLIES	70	0	-70	4,018	3,172	4,251	2,984	0	4,400	149	97%
101	52100	414	DUPLICATING SUPPLIES (ACCOUN	0	0	0	158	158	200	42	411	500	-110	122%
101	52100	435	OFFICE SUPPLIES (ACCTG & BUD	69	75	6	753	620	1,188	677	0	1,500	312	79%
101	52100	513	WORKMAN'S COMPENSATION INSUR	0	0	0	0	0	570	570	0	570	0	100%
101	52100	599	OTHER CHARGES	0	0	0	0	0	0	0	0	2,000	2,000	0%
101	52100	709	DATA PROCESSING EQUIPMENT	525	0	-525	4,695	1,311	89	-1,222	0	1,500	1,411	6%
101	52100	711	FURNITURE AND FIXTURES	0	36	36	0	0	159	159	0	4,000	3,841	4%
101	52100	719	OFFICE EQUIPMENT	387	0	-387	8,426	387	258	-129	0	1,500	1,242	17%
101	52100	---		34,433	65,285	30,852	557,460	395,768	485,112	114,750	2,057	653,490	166,322	75%
101	52100	---		34,433	65,285	30,852	557,460	395,768	485,112	114,750	2,057	653,490	166,322	75%
52200			PURCHASING											
000			-											
101	52200	105	SUPERVISOR'DIRECTOR	5,364	8,448	3,084	69,966	50,808	56,184	5,376	0	73,500	17,316	76%
101	52200	122	PURCHASING PERSONNEL	6,047	8,213	2,166	78,561	57,383	44,158	-13,225	0	81,929	37,771	54%
101	52200	188	BONUS PAYMENTS	0	0	0	4,272	4,272	0	-4,272	0	0	0	0%
101	52200	201	SOCIAL SECURITY	672	990	318	9,046	6,654	5,938	-716	0	9,640	3,702	62%
101	52200	204	PENSIONS	1,097	1,531	434	14,390	10,397	10,879	481	0	18,700	7,821	58%
101	52200	205	EMPLOYEE AND DEPENDENT INSUR	2,878	4,215	1,337	34,538	25,904	25,747	-156	0	37,400	11,653	69%
101	52200	206	LIFE INSURANCE	0	0	0	0	0	2,425	2,425	0	0	-2,425	0%

Fnd	Acct	Obj	Account Level Description	March 2021-22	March 2022-23	MONTHLY DIFFERENCE	2021-22 TOTAL EXP	2021-22 YTD	2022-23 YTD	YTD DIFFERENCE	2022-23 OPEN POS	2022-23 BUDGET	REMAINING BUDGET	% BUDGET USED
101			GENERAL FUND											
52200			PURCHASING											
000			-											
101	52200	212	EMPLOYER MEDICARE	157	232	74	2,116	1,556	1,389	-167	0	2,260	871	61%
101	52200	307	COMMUNICATION (PURCHASING)	82	91	9	1,091	764	384	-380	0	1,400	1,016	27%
101	52200	332	LGL.NOTICES	152	79	-73	2,438	3,500	2,360	589	1,140	3,500	0	100%
101	52200	333	LICENSES	0	0	0	75	75	0	-75	0	0	0	0%
101	52200	334	MAINTENANCE AGREEMENTS	29	18	-11	674	675	226	96	541	1,000	233	77%
101	52200	348	POSTAL CHARGES (PURCHASING)	0	370	370	135	275	378	103	0	400	22	95%
101	52200	350	INTERNET CONNECTIVITY	0	40	40	0	0	320	320	0	0	-320	0%
101	52200	355	TRAVEL	0	0	0	232	232	0	-232	0	500	500	0%
101	52200	414	DUPLICATING SUPPLIES (PURCHA	0	0	0	385	239	60	-179	195	400	145	64%
101	52200	435	OFFICE SUPPLIES (PURCHASING)	38	411	373	1,266	438	818	380	0	1,500	682	55%
101	52200	513	WORKMAN'S COMPENSATION INSUR	0	0	0	0	0	342	342	0	350	8	98%
101	52200	530	FINES, ASSESSMENTS, PENALTIE	0	0	0	4	0	0	0	0	0	0	0%
101	52200	---		16,516	24,638	8,121	219,189	163,172	151,608	-9,290	1,876	232,479	78,995	66%
101	52200	---		16,516	24,638	8,121	219,189	163,172	151,608	-9,290	1,876	232,479	78,995	66%
				=====	=====	=====	=====	=====	=====	=====	=====	=====	=====	=====
52300			PROPERTY ASSESSOR'S OFFICE											
000			-											
101	52300	101	COUNTY OFFICIAL	8,569	8,997	428	108,187	82,480	80,976	-1,504	0	107,968	26,992	75%
101	52300	106	DEPUTIES	5,391	10,204	4,813	59,635	39,550	85,660	46,110	0	122,087	36,427	70%
101	52300	188	BONUS PAYMENTS	0	0	0	2,337	2,337	0	-2,337	0	0	0	0%
101	52300	189	OTHER SALARIES AND WAGES	3,030	0	-3,030	39,536	28,755	0	-28,755	0	0	0	0%
101	52300	201	SOCIAL SECURITY	1,022	1,157	136	12,644	9,215	10,036	821	0	14,265	4,229	70%
101	52300	204	PENSIONS	1,411	2,310	899	18,475	13,501	20,001	6,500	0	27,682	7,681	72%
101	52300	205	EMPLOYEE AND DEPENDENT INSUR	2,855	3,083	228	34,258	25,693	29,750	4,057	0	37,000	7,250	80%
101	52300	212	EMPLOYER MEDICARE	239	271	32	2,957	2,155	2,347	192	0	3,339	992	70%
101	52300	299	OTHER FRINGE BENEFITS	0	0	0	405	114	291	177	0	0	-291	0%
101	52300	312	CONTRACTS - PRIVATE AGENCIES	113	80	-33	824	700	773	286	427	1,200	0	100%
101	52300	317	DATA PROCESSING SERVICES	0	0	0	33,006	33,006	33,461	455	0	35,000	1,539	96%
101	52300	320	DUES AND MEMBERSHIPS	0	0	0	2,575	2,575	2,585	10	0	3,500	915	74%
101	52300	332	LGL.NOTICES	0	0	0	400	400	0	0	400	400	0	100%
101	52300	333	LICENSES	0	0	0	25	25	0	-25	0	0	0	0%
101	52300	334	MAINTENANCE AGREEMENTS	70	47	-23	4,871	4,913	4,669	-27	1,321	5,610	-379	107%
101	52300	338	MAINTENANCE & REPAIR - VEHIC	0	0	0	144	144	0	-17	0	0	0	0%

Fnd Acct	Obj	Account Level Description	March 2021-22	March 2022-23	MONTHLY DIFFERENCE	2021-22 TOTAL EXP	2021-22 YTD	2022-23 YTD	YTD DIFFERENCE	2022-23 OPEN POS	2022-23 BUDGET	REMAINING BUDGET	% BUDGET USED
101		GENERAL FUND											
52300		PROPERTY ASSESSOR'S OFFICE											
000		-											
101 52300 348		POSTAL CHARGES (ASSESSOR)	0	0	0	1,596	0	2,000	2,000	0	5,000	3,000	40%
101 52300 349		PRINTING, STATIONERY AND FOR	0	0	0	361	361	834	473	0	1,000	166	83%
101 52300 351		RENTALS	0	0	0	900	900	0	0	900	900	0	100%
101 52300 355		TRAVEL (ASSESSOR)	0	0	0	936	936	686	-250	0	2,000	1,314	34%
101 52300 356		REGISTRATION FEES	0	0	0	900	900	765	-135	0	800	35	96%
101 52300 411		DATA PROCESSING SUPPLIES	0	0	0	431	431	0	-431	0	1,000	1,000	0%
101 52300 414		DUPLICATING SUPPLIES (ASSESS	0	0	0	479	479	0	-479	0	500	500	0%
101 52300 422		FOOD SUPPLIES	0	0	0	294	294	420	127	0	1,000	580	42%
101 52300 425		GASOLINE (ASSESSOR)	324	0	-324	2,422	2,500	602	-911	1,252	2,000	147	93%
101 52300 435		OFFICE SUPPLIES (ASSESSOR)	104	0	-104	1,996	1,996	0	-1,996	0	2,180	2,180	0%
101 52300 437		PERIODICALS (ASSESSOR)	664	0	-664	1,328	1,164	0	-664	820	820	0	100%
101 52300 453		VEHICLE PARTS	0	0	0	0	0	120	120	0	500	380	24%
101 52300 508		PREMIUMS CORPORATE SURETY BO	0	0	0	50	50	0	-50	0	100	100	0%
101 52300 511		VEHICLE AND EQUIPMENT INSURA	0	0	0	0	0	370	370	0	0	-370	0%
101 52300 513		WORKMAN'S COMPENSATION INSUR	0	0	0	0	0	3,254	3,254	0	3,260	6	100%
101 52300 599		OTHER CHARGES	0	0	0	0	0	0	0	0	900	900	0%
101 52300 ---			23,792	26,149	2,358	331,972	255,574	279,600	27,371	5,120	380,011	95,293	75%
101 52300 ---			23,792	26,149	2,358	331,972	255,574	279,600	27,371	5,120	380,011	95,293	75%
=====													
52310		REAPPRAISAL PROGRAM											
000		-											
101 52310 106		DEPUTIES	23,833	41,069	17,236	334,994	244,219	251,418	7,199	0	465,524	214,106	54%
101 52310 188		BONUS PAYMENTS	0	0	0	9,899	9,899	0	-9,899	0	0	0	0%
101 52310 189		OTHER SALARIES & WAGES	0	0	0	-2,315	0	0	0	0	0	0	0%
101 52310 201		SOCIAL SECURITY (REAPP)	1,385	2,446	1,061	20,121	14,910	14,740	-170	0	28,865	14,125	51%
101 52310 204		PENSIONS	2,235	4,941	2,706	30,917	22,811	30,246	7,435	0	56,008	25,762	54%
101 52310 205		EMPLOYEE AND DEPENDENT INSUR	8,134	9,250	1,116	104,468	80,066	82,592	2,526	0	105,500	22,908	78%
101 52310 212		EMPLOYER MEDICARE (REAPP)	324	572	248	4,706	3,487	3,447	-40	0	6,751	3,304	51%
101 52310 299		OTHER FRINGE BENEFITS	0	0	0	762	600	804	204	0	600	-204	134%
101 52310 301		ACCOUNTING SERVICES(PERS.PRO	7,920	14,820	6,900	56,850	51,650	43,990	-5,990	7,660	56,850	5,200	91%
101 52310 317		DATA PROCESSING SERVICES	0	0	0	11,752	0	0	0	0	13,500	13,500	0%
101 52310 332		REAPPRAISAL NOTICES	0	0	0	75	75	0	-75	0	0	0	0%
101 52310 333		LICENSES	0	0	0	23	23	26	3	0	26	1	98%

Fnd	Acct	Obj	Account Level Description	March 2021-22	March 2022-23	MONTHLY DIFFERENCE	2021-22 TOTAL EXP	2021-22 YTD	2022-23 YTD	YTD DIFFERENCE	2022-23 OPEN POS	2022-23 BUDGET	REMAINING BUDGET	% BUDGET USED
101			GENERAL FUND											
52310			REAPPRAISAL PROGRAM											
000			-											
101	52310	334	MAINTENANCE AGREEMENTS	35	23	-12	681	650	440	-101	250	800	110	86%
101	52310	338	MAINTENANCE & REPAIR - VEHIC	0	0	0	34	34	670	637	30	1,000	300	70%
101	52310	348	POSTAL CHARGES (REAPPRAISAL)	0	0	0	5,869	17,468	2,000	-14,768	0	6,000	4,000	33%
101	52310	349	PRINTING, STATIONERY AND FOR	0	0	0	1,192	0	457	457	0	1,200	743	38%
101	52310	355	TRAVEL (REAPPRAISAL)	0	0	0	0	0	0	0	0	1,000	1,000	0%
101	52310	411	DATA PROCESSING SUPPLIES	2,816	0	-2,816	6,015	5,128	1,086	-4,042	1,835	7,000	4,080	42%
101	52310	414	DUPLICATING SUPPLIES (REAPPR	0	0	0	457	0	0	0	0	500	500	0%
101	52310	422	FOOD SUPPLIES	0	0	0	273	83	0	0	0	0	0	0%
101	52310	425	GASOLINE (REAPPRAISAL)	224	1,224	1,001	4,426	5,000	4,232	2,048	3,235	8,000	533	93%
101	52310	435	OFFICE SUPPLIES (REAPPRAISAL	457	300	-157	5,029	3,109	2,725	275	1,502	6,500	2,273	65%
101	52310	453	VEHICLE PARTS	0	0	0	0	0	661	661	447	3,000	1,892	37%
101	52310	471	SOFTWARE	0	0	0	0	0	0	0	0	1,000	1,000	0%
101	52310	511	VEHICLE AND EQUIPMENT INSURA	0	0	0	2,824	2,824	2,669	-155	0	2,900	231	92%
101	52310	513	WORKMAN'S COMPENSATION INSUR	0	0	0	0	0	6,095	6,095	0	6,100	5	100%
101	52310	530	FINES, ASSESSMENTS, PENALTIE	0	0	0	193	0	0	0	0	0	0	0%
101	52310	709	DATA PROCESSING EQUIPMENT	0	0	0	4,954	4,954	19,135	14,181	3,633	38,000	15,233	60%
101	52310	718	MOTOR VEHICLES	0	0	0	23,377	23,377	30,050	6,673	0	32,974	2,924	91%
101	52310	---		47,363	74,645	27,283	627,576	490,367	497,483	13,154	18,592	849,598	333,526	61%
101	52310	---		47,363	74,645	27,283	627,576	490,367	497,483	13,154	18,592	849,598	333,526	61%
=====														
52400			COUNTY TRUSTEE'S OFFICE											
000			-											
101	52400	101	COUNTY OFFICIAL	8,569	8,997	428	108,187	82,480	80,976	-1,504	0	107,968	26,992	75%
101	52400	106	DEPUTY(IES)	13,467	21,643	8,176	175,718	127,805	143,804	15,999	0	188,283	44,479	76%
101	52400	140	SALARY SUPPLEMENTS	875	875	0	3,500	2,625	2,625	0	0	3,500	875	75%
101	52400	168	TEMPORARY PERSONNEL	6,835	7,844	1,009	41,444	31,770	38,969	7,198	0	51,792	12,823	75%
101	52400	188	BONUS PAYMENTS	0	0	0	6,053	6,053	0	-6,053	0	0	0	0%
101	52400	201	SOCIAL SECURITY	1,760	2,362	601	19,745	14,784	15,746	962	0	21,800	6,054	72%
101	52400	204	PENSIONS	2,202	3,791	1,590	27,766	20,461	27,357	6,896	0	36,070	8,713	76%
101	52400	205	EMPLOYEE AND DEPENDENT INSUR	4,848	4,595	-254	58,182	43,636	45,202	1,566	0	62,900	17,698	72%
101	52400	212	EMPLOYER MEDICARE	412	552	141	4,618	3,458	3,682	225	0	5,100	1,418	72%
101	52400	307	COMMUNICATION (TRUSTEE)	60	13	-47	604	484	130	-354	0	725	595	18%
101	52400	308	CONSULTANTS	0	0	0	0	0	0	0	0	24,000	24,000	0%

Fnd	Acct	Obj	Account Level Description	March 2021-22	March 2022-23	MONTHLY DIFFERENCE	2021-22 TOTAL EXP	2021-22 YTD	2022-23 YTD	YTD DIFFERENCE	2022-23 OPEN POS	2022-23 BUDGET	REMAINING BUDGET	% BUDGET USED
101			GENERAL FUND											
52400			COUNTY TRUSTEE'S OFFICE											
000			-											
101	52400	312	CONTRACTS - PRIVATE AGENCIES	64	45	-19	299	300	557	318	245	805	3	100%
101	52400	317	DATA PROCESSING SERVICES	366	550	184	28,061	27,650	26,657	690	3,343	36,300	6,300	83%
101	52400	320	DUES AND MEMBERSHIPS	0	0	0	1,133	973	1,078	105	0	1,100	22	98%
101	52400	328	JANITORIAL SERVICES	0	0	0	0	0	0	0	985	985	0	100%
101	52400	332	LGL.NOTICES	660	356	-304	4,270	4,270	476	-2,945	2,024	4,500	2,000	56%
101	52400	333	LICENSES	0	0	0	75	75	0	-75	0	0	0	0%
101	52400	334	MAINTENANCE AGREEMENTS	52	139	87	28,707	28,671	28,487	90	1,218	29,800	96	100%
101	52400	335	MAINTENANCE AND REPAIR BLDG	0	0	0	180	0	591	591	0	0	-591	0%
101	52400	337	MAINTENANCE & REPAIR - OFF E	263	0	-263	263	263	0	-263	0	0	0	0%
101	52400	348	POSTAL CHARGES (TRUSTEE)	0	315	315	1,536	2,419	2,493	174	100	3,000	407	86%
101	52400	350	INTERNET CONNECTIVITY	153	153	0	1,957	1,500	1,373	-127	0	1,860	488	74%
101	52400	351	RENTALS (TRUSTEE)	2,667	1,957	-710	25,762	27,271	20,390	-660	5,500	27,399	1,510	94%
101	52400	351	DISCOUNTS TAKEN	0	0	0	-2	-1	-3	-3	0	0	3	0%
101	52400	355	TRAVEL (TRUSTEE)	0	716	716	2,592	998	1,312	314	0	3,000	1,688	44%
101	52400	356	TUITION / REGISTRATION FEES	0	0	0	405	405	485	80	0	650	165	75%
101	52400	414	DUPLICATING SUPPLIES (TRUSTE	0	0	0	370	370	0	0	312	350	38	89%
101	52400	415	ELECTRICITY	117	0	-117	1,730	995	1,049	54	0	2,000	951	52%
101	52400	434	NATURAL GAS	265	251	-14	897	791	921	130	0	900	-21	102%
101	52400	435	OFFICE SUPPLIES (TRUSTEE)	1,111	439	-672	4,315	3,784	3,946	607	41	5,320	1,332	75%
101	52400	508	PREMIUMS ON CORPORATE SURETY	0	0	0	0	0	39,048	39,048	0	39,600	552	99%
101	52400	513	WORKMAN'S COMPENSATION INSUR	0	0	0	0	0	718	718	0	720	2	100%
101	52400	599	OTHER CHARGES (TRUSTEE)	0	0	0	0	0	0	0	0	300	300	0%
101	52400	709	DATA PROCESSING EQUIPMENT	0	0	0	0	0	0	0	0	750	750	0%
101	52400	719	OFFICE EQUIPMENT	1,940	683	-1,257	6,748	5,665	798	-4,867	0	5,100	4,302	16%
101	52400	---		46,686	56,276	9,590	555,115	439,955	488,867	58,914	13,768	666,577	163,944	75%
101	52400	---		46,686	56,276	9,590	555,115	439,955	488,867	58,914	13,768	666,577	163,944	75%
=====														
52500			COUNTY CLERK'S OFFICE											
000			-											
101	52500	101	COUNTY OFFICIAL	8,569	8,997	428	108,187	82,480	80,976	-1,504	0	107,968	26,992	75%
101	52500	106	DEPUTY(IES)	39,494	56,372	16,878	509,814	374,559	383,583	9,024	0	575,925	192,342	67%
101	52500	188	BONUS PAYMENTS	0	0	0	14,224	14,224	0	-14,224	0	0	0	0%
101	52500	201	SOCIAL SECURITY	2,753	3,864	1,110	36,555	27,205	27,044	-162	0	42,410	15,366	64%

Fnd	Acct	Obj	Account Level Description	March 2021-22	March 2022-23	MONTHLY DIFFERENCE	2021-22 TOTAL EXP	2021-22 YTD	2022-23 YTD	YTD DIFFERENCE	2022-23 OPEN POS	2022-23 BUDGET	REMAINING BUDGET	% BUDGET USED
101			GENERAL FUND											
52500			COUNTY CLERK'S OFFICE											
000			-											
101	52500	204	PENSIONS	4,619	7,016	2,397	59,229	43,922	49,268	5,346	0	82,280	33,012	60%
101	52500	205	EMPLOYEE AND DEPENDENT INSUR	18,037	13,955	-4,081	211,040	162,330	131,815	-30,516	0	196,800	64,985	67%
101	52500	206	LIFE INSURANCE	0	0	0	0	0	2,949	2,949	0	0	-2,949	0%
101	52500	212	EMPLOYER MEDICARE	644	904	260	8,549	6,363	6,325	-38	0	9,920	3,595	64%
101	52500	299	OTHER FRINGE BENEFITS	0	0	0	63	204	0	-204	0	400	400	0%
101	52500	307	COMMUNICATION (CO. CLK.)	26	13	-13	309	231	183	-48	0	360	177	51%
101	52500	312	CONTRACTS - PRIVATE AGENCIES	164	92	-72	983	970	1,124	471	168	1,340	48	96%
101	52500	320	DUES AND MEMBERSHIPS (CO CLK	0	0	0	988	988	1,103	115	0	1,103	0	100%
101	52500	328	JANITORIAL SERVICES	0	982	982	0	0	982	982	3	985	0	100%
101	52500	334	MAINTENANCE AGREEMENTS	115	322	207	36,879	36,914	41,419	4,885	167	37,106	-4,480	112%
101	52500	334	MAINTENANCE AGREEMENT/DISCOU	0	0	0	0	0	-6,028	-6,028	0	0	6,028	0%
101	52500	335	MAINTENANCE AND REPAIR BLDG	0	0	0	180	0	1,373	1,373	0	200	-1,173	687%
101	52500	337	MAINTENANCE & REPAIR - OFF E	263	0	-263	263	263	0	-263	0	0	0	0%
101	52500	348	POSTAL CHARGES (CO CLERK)	20,000	10,000	-10,000	81,127	66,338	89,720	23,381	0	60,000	-29,720	150%
101	52500	349	PRINTING	0	0	0	0	0	0	0	0	500	500	0%
101	52500	350	INTERNET CONNECTIVITY	-70	153	223	3,235	2,711	1,373	-1,339	0	1,830	458	75%
101	52500	351	RENTALS (CO CLERK)	2,078	2,719	641	28,143	28,959	21,823	-903	6,422	28,457	212	99%
101	52500	351	DISCOUNTS TAKEN	0	0	0	-3	-1	-3	-3	0	0	3	0%
101	52500	355	TRAVEL (CO CLERK)	433	375	-58	2,251	1,620	2,744	1,124	0	1,900	-844	144%
101	52500	356	TUITION/REGISTRATION FEES	0	0	0	0	0	100	100	0	0	-100	0%
101	52500	411	DATA PROCESSING SUPPLIES	2,755	2,026	-729	4,746	4,746	2,146	-2,600	0	5,000	2,854	43%
101	52500	414	DUPLICATING SUPPLIES	0	0	0	2,240	1,812	2,764	1,313	0	3,325	561	83%
101	52500	415	ELECTRICITY	117	0	-117	1,730	995	1,392	397	0	2,000	608	70%
101	52500	434	NATURAL GAS	265	251	-14	897	791	921	130	0	800	-121	115%
101	52500	435	OFFICE SUPPLIES (CO CLERK)	441	58	-383	5,054	2,488	3,036	548	130	4,600	1,434	69%
101	52500	513	WORKMAN'S COMPENSATION INSUR	0	0	0	0	0	1,287	1,287	0	1,290	3	100%
101	52500	530	FINES, ASSESSMENTS, PENALTIE	-10	0	10	66	66	0	-66	0	0	0	0%
101	52500	799	OTHER CAPITAL OUTLAY	0	769	769	1,083	0	769	769	0	15,410	14,641	5%
101	52500	---		100,693	108,868	8,175	1,117,832	861,178	850,188	-3,704	6,890	1,181,909	324,832	73%
811			COUNTY CLERK CERTIF OF TITLE											
101	52500	317	DATA PROCESSING SERVICES	0	0	0	900	1,000	0	-900	0	0	0	0%
101	52500	411	DATA PROCESSING SUPPLIES	0	0	0	5,745	2,625	2,475	-150	0	0	-2,475	0%
101	52500	435	OFFICE SUPPLIES	0	0	0	1,925	1,925	6,860	4,935	215	0	-7,075	0%

Fnd	Acct	Obj	Account Level Description	March 2021-22	March 2022-23	MONTHLY DIFFERENCE	2021-22 TOTAL EXP	2021-22 YTD	2022-23 YTD	YTD DIFFERENCE	2022-23 OPEN POS	2022-23 BUDGET	REMAINING BUDGET	% BUDGET USED
101			GENERAL FUND											
52500			COUNTY CLERK'S OFFICE											
811			COUNTY CLERK CERTIF OF TITLE											
101	52500	709	DATA PROCESSING EQUIPMENT	0	0	0	0	0	0	0	26,000	28,000	2,000	93%
101	52500	---		0	0	0	8,570	5,550	9,335	3,885	26,215	28,000	-7,550	127%
101	52500	---		100,693	108,868	8,175	1,126,402	866,728	859,523	181	33,105	1,209,909	317,282	74%
=====														
53100			CIRCUIT COURT											
000			-											
101	53100	101	COUNTY OFFICIAL	9,426	9,897	471	119,006	90,728	89,074	-1,655	0	118,765	29,691	75%
101	53100	106	DEPUTIES	92,707	144,082	51,375	1,251,812	887,302	967,082	79,779	0	1,280,136	313,054	76%
101	53100	106	VACATION PAYOUT	0	0	0	4,342	2,601	0	-2,601	0	0	0	0%
101	53100	169	PART'TIME PERSONNEL	1,188	1,397	209	12,955	9,204	10,990	1,787	0	16,772	5,782	66%
101	53100	187	OVERTIME PAY	0	0	0	8,033	6,134	12,019	5,885	0	12,000	-19	100%
101	53100	188	BONUS PAYMENTS	0	0	0	34,381	34,381	0	-34,381	0	0	0	0%
101	53100	201	SOCIAL SECURITY	5,981	9,186	3,205	83,462	60,048	63,042	2,994	0	88,520	25,478	71%
101	53100	201	VACATION PAYOUT	0	0	0	105	0	0	0	0	0	0	0%
101	53100	204	PENSIONS	8,894	15,553	6,660	115,681	84,137	106,933	22,795	0	169,740	62,807	63%
101	53100	205	EMPLOYEE AND DEPENDENT INSUR	39,340	40,946	1,606	467,845	351,644	358,274	6,630	0	509,900	151,626	70%
101	53100	205		0	0	0	176	0	0	0	0	0	0	0%
101	53100	206	LIFE INSURANCE	0	0	0	4,910	2,555	0	-2,555	0	0	0	0%
101	53100	212	EMPLOYER MEDICARE	1,399	2,148	750	19,520	14,044	14,744	700	0	20,710	5,966	71%
101	53100	212	VACATION PAYOUT	0	0	0	25	0	0	0	0	0	0	0%
101	53100	299	OTHER FRINGE BENEFITS	0	0	0	15	249	0	-249	0	300	300	0%
101	53100	307	COMMUNICATION	103	6	-96	848	821	52	-770	0	3,750	3,698	1%
101	53100	312	CONTRACTS - PRIVATE AGENCIES	150	97	-52	984	1,035	1,667	1,065	348	3,600	1,585	56%
101	53100	320	DUES AND MEMBERSHIPS	0	0	0	788	788	1,128	340	0	1,200	72	94%
101	53100	334	MAINTENANCE AGREEMENTS	840	924	84	63,580	65,625	66,229	3,909	5,020	92,000	20,751	77%
101	53100	348	POSTAL CHARGES (CIRCUIT CRT)	0	0	0	12,235	0	0	0	12,000	12,000	0	100%
101	53100	349	PRINTING	6	544	538	4,671	4,988	3,475	-163	320	7,500	3,705	51%
101	53100	351	RENTALS (CIRCUIT CRT)	929	544	-385	4,984	6,986	3,992	-222	1,314	5,310	4	100%
101	53100	355	TRAVEL (CIRCUIT CRT)	0	0	0	3,095	2,864	2,978	113	0	5,000	2,022	60%
101	53100	356	TUITION	0	0	0	765	765	765	0	0	1,000	235	77%
101	53100	411	DATA PROCESSING SUPPLIES	1,676	90	-1,586	6,357	4,758	6,551	2,007	622	10,000	2,826	72%
101	53100	414	DUPLICATING SUPPLIES	0	0	0	4,395	3,616	2,337	427	1,170	5,000	1,493	70%
101	53100	435	OFFICE SUPPLIES (CIRCUIT CRT)	345	486	142	10,750	7,641	8,899	2,452	573	15,000	5,528	63%

Account Level		March	March	MONTHLY	2021-22	2021-22	2022-23	YTD	2022-23	2022-23	REMAINING	% BUDGET
Fnd Acct	Obj Description	2021-22	2022-23	DIFFERENCE	TOTAL EXP	YTD	YTD	DIFFERENCE	OPEN POS	BUDGET	BUDGET	USED
101	GENERAL FUND											
53100	CIRCUIT COURT											
000	-											
101 53100 437	PERIODICALS (CIRCUIT CRT)	0	0	0	454	900	609	155	891	1,500	0	100%
101 53100 499	OTHER SUPPLIES AND MATERIALS	0	0	0	0	0	0	0	0	700	700	0%
101 53100 509	REFUNDS	0	0	0	0	0	16,250	16,250	0	0	-16,250	0%
101 53100 513	WORKMAN'S COMPENSATION INSUR	0	0	0	0	0	2,769	2,769	0	2,770	1	100%
101 53100 515	LIABILITY CLAIMS	0	0	0	500	0	500	500	0	500	0	100%
101 53100 599	OTHER CHARGES (CIRCUIT CRT)	0	0	0	0	0	0	0	0	1,000	1,000	0%
101 53100 709	DATA PROCESSING EQUIPMENT	0	0	0	9,261	6,002	0	-3,457	0	0	0	0%
101 53100 711	FURNITURE AND FIXTURES	0	0	0	3,795	0	0	0	0	0	0	0%
101 53100 ---		162,984	225,900	62,921	2,249,730	1,649,816	1,740,359	104,504	22,258	2,384,673	622,055	74%
815	DATA PROCESSING - CIRCUIT COUR											
101 53100 709	DATA PROCESSING - CIRCUIT CO	0	0	0	1,120	0	10,393	10,393	23,763	35,800	1,645	95%
101 53100 ---		0	0	0	1,120	0	10,393	10,393	23,763	35,800	1,645	95%
101 53100 ---		162,984	225,900	62,921	2,250,850	1,649,816	1,750,752	114,897	46,021	2,420,473	623,700	74%
=====												
53310	GENERAL SESSIONS JUDGE											
000	-											
101 53310 102	JUDGE(S)	44,008	46,077	2,068	528,099	396,074	414,690	18,615	0	552,920	138,230	75%
101 53310 169	PART'TIME PERSONNEL	975	1,200	225	5,855	5,382	5,213	-169	0	20,600	15,388	25%
101 53310 188	BONUS PAYMENTS	0	0	0	114	114	0	-114	0	0	0	0%
101 53310 201	SOCIAL SECURITY	2,681	2,794	112	26,820	18,805	21,562	2,757	0	35,560	13,998	61%
101 53310 204	PENSIONS	4,229	5,543	1,314	50,751	38,063	49,887	11,824	0	66,520	16,633	75%
101 53310 205	EMPLOYEE AND DEPENDENT INSUR	4,067	4,857	790	48,803	36,602	42,786	6,183	0	52,800	10,014	81%
101 53310 212	EMPLOYER MEDICARE	641	671	30	7,609	5,721	5,969	248	0	8,320	2,351	72%
101 53310 320	DUES AND MEMBERSHIPS	750	0	-750	3,831	2,439	2,034	-405	0	4,000	1,966	51%
101 53310 333	LICENSES	0	0	0	174	174	170	-4	0	1,000	830	17%
101 53310 337	MAINTENANCE & REPAIR - OFF E	0	0	0	0	0	0	0	0	1,000	1,000	0%
101 53310 355	TRAVEL	0	2,474	2,474	1,544	1,544	8,061	6,517	0	10,000	1,939	81%
101 53310 356	REGISTRATION FEES	90	0	-90	990	990	767	-223	0	1,000	233	77%
101 53310 399	OTHER CONTRACTED SERVICES	0	0	0	0	0	225	225	0	0	-225	0%
101 53310 414	DUPLICATING SUPPLIES (SESSIO	0	0	0	0	0	0	0	0	100	100	0%

Fnd Acct	Obj	Account Level Description	March 2021-22	March 2022-23	MONTHLY DIFFERENCE	2021-22 TOTAL EXP	2021-22 YTD	2022-23 YTD	YTD DIFFERENCE	2022-23 OPEN POS	2022-23 BUDGET	REMAINING BUDGET	% BUDGET USED
101		GENERAL FUND											
53310		GENERAL SESSIONS JUDGE											
000		-											
101 53310 435		OFFICE SUPPLIES	-29	0	29	468	168	545	377	92	1,500	863	42%
101 53310 437		PERIODICALS	0	0	0	491	800	568	76	1,432	2,000	0	100%
101 53310 499		OTHER SUPPLIES AND MATERIALS	0	0	0	0	0	0	0	0	1,000	1,000	0%
101 53310 513		WORKMAN'S COMPENSATION INSUR	0	0	0	0	0	1,025	1,025	0	1,030	5	100%
101 53310 530		FINES, ASSESSMENTS, PENALTIE	0	0	0	1	1	0	-1	0	0	0	0%
101 53310 ---			57,412	63,616	6,202	675,550	506,877	553,502	46,931	1,524	759,350	204,325	73%
101 53310 ---			57,412	63,616	6,202	675,550	506,877	553,502	46,931	1,524	759,350	204,325	73%
=====													
53330		DRUG COURT											
000		-											
101 53330 312		CONTRACTS WITH PRIVATE AGENC	1,250	1,250	0	15,000	8,750	10,000	1,250	0	15,000	5,000	67%
101 53330 ---			1,250	1,250	0	15,000	8,750	10,000	1,250	0	15,000	5,000	67%
241		RECOVERY COURT COST-REIMB											
101 53330 130		SOCIAL WORKERS/RECOVERY COUR	3,077	4,847	1,770	40,148	27,996	32,233	4,237	0	42,156	9,923	76%
101 53330 201		SOCIAL SEC/RECOVERY COURT	183	292	109	2,407	1,681	1,925	244	0	2,620	695	73%
101 53330 204		PENSIONS/RECOVERY COURT	296	583	287	2,088	887	3,878	2,991	0	5,090	1,212	76%
101 53330 205		HEALTH INS/RECOVERY COURT	618	667	49	6,178	4,324	6,005	1,680	0	8,100	2,095	74%
101 53330 212		EMP MEDICARE/RECOVERY COURT	43	68	26	563	393	450	57	0	620	170	73%
101 53330 312		CONTRACTS PRIV/RECOVERY COUR	1,158	144	-1,014	14,015	5,957	11,563	5,606	5,702	5,000	-12,265	345%
101 53330 312		CONTRACTS/BABY DOE FUNDS	0	200	200	0	0	2,115	2,115	3,500	21,000	15,385	27%
101 53330 320		DUES & MEMBER/RECOVERY COURT	0	0	0	400	200	0	-200	0	200	200	0%
101 53330 355		TRAVEL/RECOVERY COURT	115	0	-115	1,888	1,534	4,289	2,755	0	1,700	-2,589	252%
101 53330 355		TRAVEL/BABY DOE FUNDS	0	252	252	0	0	252	252	0	8,000	7,748	3%
101 53330 356		TUITION/RECOVERY COURT	0	0	0	1,790	0	1,080	1,080	0	1,600	520	68%
101 53330 356		TUITION/BABY DOE FUNDS	0	0	0	0	0	850	850	0	2,000	1,150	43%
101 53330 413		DRUG TESTING/RECOVERY COURT	1,490	0	-1,490	5,195	2,180	2,650	470	0	1,400	-1,250	189%
101 53330 413		DRUG TESTING/BABY DOE FUNDS	0	0	0	0	0	575	575	0	2,750	2,175	21%
101 53330 435		OFFICE SUPPLIES/RECOVERY COU	0	635	635	0	35	1,325	1,325	712	200	-1,837	1,019%
101 53330 499		OTHER SUPPORT/RECOVERY GRANT	273	0	-273	3,924	2,806	5,592	3,641	9,000	4,316	-10,276	338%
101 53330 499		OTHER SUPPORT/BABY DOE FUNDS	0	1,520	1,520	0	0	4,786	4,786	10,000	28,750	13,964	51%

Fnd	Acct	Obj	Account Level Description	March 2021-22	March 2022-23	MONTHLY DIFFERENCE	2021-22 TOTAL EXP	2021-22 YTD	2022-23 YTD	YTD DIFFERENCE	2022-23 OPEN POS	2022-23 BUDGET	REMAINING BUDGET	% BUDGET USED
101			GENERAL FUND											
53330			DRUG COURT											
241			RECOVERY COURT COST-REIMB											
101	53330	513	WORKMAN'S COMPENSATION INSUR	0	0	0	0	0	57	57	0	60	3	95%
101	53330	---		7,253	9,208	1,956	78,596	47,993	79,625	32,521	28,914	135,562	27,023	80%
101	53330	---		8,503	10,458	1,956	93,596	56,743	89,625	33,771	28,914	150,562	32,023	79%
				=====	=====	=====	=====	=====	=====	=====	=====	=====	=====	=====
53400			CHANCERY COURT											
000			-											
101	53400	101	COUNTY OFFICIAL	9,426	9,897	471	119,006	90,728	89,074	-1,655	0	118,765	29,691	75%
101	53400	106	DEPUTIES	27,621	44,136	16,515	368,039	269,767	293,451	23,684	0	415,895	122,444	71%
101	53400	169	PART'TIME PERSONNEL	0	0	0	3,712	1,222	502	-720	0	15,000	14,499	3%
101	53400	188	BONUS PAYMENTS	0	0	0	10,749	10,749	0	-10,749	0	0	0	0%
101	53400	201	SOCIAL SECURITY	2,198	3,243	1,045	29,892	22,194	22,803	609	0	34,080	11,277	67%
101	53400	204	PENSIONS	3,366	6,500	3,135	45,314	33,141	46,018	12,877	0	64,320	18,302	72%
101	53400	205	EMPLOYEE AND DEPENDENT INSUR	9,393	10,144	752	113,588	85,410	91,299	5,889	0	121,800	30,501	75%
101	53400	212	EMPLOYER MEDICARE	514	758	244	6,991	5,191	5,333	142	0	7,980	2,647	67%
101	53400	307	COMMUNICATION	53	53	0	637	425	425	0	0	1,000	575	43%
101	53400	312	CONTRACTS - PRIVATE AGENCIES	96	78	-18	304	700	362	139	88	700	250	64%
101	53400	320	DUES & MEMBERSHIPS	215	0	-215	1,003	1,003	903	-100	0	1,000	97	90%
101	53400	332	LEGAL NOTICES	0	0	0	34,915	37,000	39,955	30,055	1,790	42,000	255	99%
101	53400	333	LICENSES	0	0	0	0	0	0	0	0	600	600	0%
101	53400	334	MAINTENANCE AGREEMENTS	22,936	14,228	-8,708	56,152	56,152	48,395	-6,912	8,123	57,500	982	98%
101	53400	348	POSTAL CHARGES (CHANCERY)	0	3,636	3,636	3,871	5,000	5,400	400	0	5,400	0	100%
101	53400	351	RENTALS (CHANCERY)	0	0	0	4,014	4,014	4,450	436	0	5,000	550	89%
101	53400	356	REGISTRATION FEES	0	0	0	0	0	0	0	0	500	500	0%
101	53400	411	DATA PROCESSING SUPPLIES	0	0	0	130	0	0	0	0	1,000	1,000	0%
101	53400	414	DUPLICATING SUPPLIES (CHANCE	0	0	0	1,200	927	805	225	390	1,200	5	100%
101	53400	435	OFFICE SUPPLIES (CHANCERY)	0	324	324	9,911	7,064	3,610	-1,652	1,853	10,000	4,538	55%
101	53400	437	PERIODICALS (CHANCERY)	0	0	0	1,377	1,800	1,788	411	25	1,800	-13	101%
101	53400	437	PERIODICALS/DISCOUNTS TAKEN	0	0	0	0	0	0	0	0	0	0	0%
101	53400	513	WORKMAN'S COMPENSATION INSUR	0	0	0	0	0	946	946	0	950	4	100%
101	53400	515	LIABILITY CLAIMS	0	0	0	0	0	500	500	0	0	-500	0%
101	53400	790	CHANCERY COURT EQUIPMENT	0	0	0	847	0	0	0	0	0	0	0%
101	53400	---		75,818	92,997	17,181	811,652	632,487	656,019	54,525	12,269	906,490	238,204	74%

Fnd Acct	Obj	Account Level Description	March 2021-22	March 2022-23	MONTHLY DIFFERENCE	2021-22 TOTAL EXP	2021-22 YTD	2022-23 YTD	YTD DIFFERENCE	2022-23 OPEN POS	2022-23 BUDGET	REMAINING BUDGET	% BUDGET USED
101		GENERAL FUND											
53400		CHANCERY COURT											
000		--											
101 53400 ---			75,818	92,997	17,181	811,652	632,487	656,019	54,525	12,269	906,490	238,204	74%
			=====	=====	=====	=====	=====	=====	=====	=====	=====	=====	=====
53600		DISTRICT ATTORNEY GENERAL											
000		--											
101 53600 169		PART'TIME PERSONNEL	0	0	0	0	307	1,244	938	0	0	-1,244	0%
101 53600 188		BONUS PAYMENTS	0	0	0	274	0	0	0	0	0	0	0%
101 53600 201		SOCIAL SECURITY (D.A. GRANT)	0	0	0	0	0	63	63	0	0	-63	0%
101 53600 212		EMPLOYER MEDICARE (D.A.)	0	0	0	4	4	18	14	0	0	-18	0%
101 53600 309		CONTRACTS WITH GOVERNMENT AG	5,824	5,824	0	69,882	58,235	58,235	0	0	76,600	18,365	76%
101 53600 331		LEGAL SERVICES	0	0	0	7,250	7,250	0	-7,250	0	0	0	0%
			-----	-----	-----	-----	-----	-----	-----	-----	-----	-----	-----
101 53600 ---			5,824	5,824	0	77,410	65,796	59,560	-6,235	0	76,600	17,040	78%
101 53600 ---			5,824	5,824	0	77,410	65,796	59,560	-6,235	0	76,600	17,040	78%
			=====	=====	=====	=====	=====	=====	=====	=====	=====	=====	=====
53900		OTHER ADMIN OF JUSTICE											
000		--											
101 53900 169		PART-TIME PERSONNEL	1,779	2,102	323	29,639	21,137	17,094	-4,043	0	33,416	16,322	51%
101 53900 188		BONUS PAYMENTS	0	0	0	441	441	0	-441	0	0	0	0%
101 53900 194		JURY AND WITNESS EXPENSE	4,236	508	-3,728	16,473	11,346	11,094	-252	0	30,000	18,906	37%
101 53900 199		OTHER PER DIEM & FEES	1,202	0	-1,202	4,361	4,129	0	-4,129	0	0	0	0%
101 53900 201		SOCIAL SECURITY	96	130	35	1,732	1,255	1,029	-226	0	2,080	1,051	49%
101 53900 205		EMPLOYEE AND DEPENDENT INSUR	1,212	0	-1,212	12,943	9,306	2,618	-6,688	0	15,800	13,182	17%
101 53900 212		EMPLOYER MEDICARE	22	30	8	405	294	241	-53	0	490	249	49%
101 53900 312		CONTRACTS - PRIVATE AGENCIES	0	293	293	0	0	2,070	2,070	0	9,500	7,430	22%
101 53900 322		EVALUATION AND TESTING	800	1,208	408	9,450	8,834	5,947	-2,887	0	11,000	5,053	54%
101 53900 332		LGL.NOTICES	38,255	-97	-38,352	84,346	36,246	45,255	9,829	900	97,000	50,844	48%
101 53900 349		PRINTING	0	0	0	0	0	0	0	0	600	600	0%
101 53900 421		FOOD PREPARATION SUPPLIES	0	0	0	0	150	0	0	150	150	0	100%
101 53900 422		FOOD SUPPLIES	37	0	-37	219	350	104	-69	285	350	-38	111%
101 53900 435		OFFICE SUPPLIES (JUSTICE ADM	0	0	0	40	0	0	0	0	500	500	0%
101 53900 499		OTHER SUPPLIES AND MATERIALS	0	0	0	123	123	0	-123	0	1,000	1,000	0%
101 53900 513		WORKMAN'S COMPENSATION INSUR	0	0	0	0	0	114	114	0	120	6	95%

Fnd	Acct	Obj	Account Level Description	March 2021-22	March 2022-23	MONTHLY DIFFERENCE	2021-22 TOTAL EXP	2021-22 YTD	2022-23 YTD	YTD DIFFERENCE	2022-23 OPEN POS	2022-23 BUDGET	REMAINING BUDGET	% BUDGET USED
101			GENERAL FUND											
53900			OTHER ADMIN OF JUSTICE											
000			--											
101	53900	599	OTHER CHARGES (JUSTICE ADM)	0	0	0	0	0	0	0	0	400	400	0%
101	53900	---		47,639	4,174	-43,464	160,172	93,611	85,566	-6,898	1,335	202,406	115,505	43%
101	53900	---		47,639	4,174	-43,464	160,172	93,611	85,566	-6,898	1,335	202,406	115,505	43%
=====														
53920			COURTROOM SECURITY											
000			--											
101	53920	106	DEPUTY(IES)	26,288	57,267	30,979	369,225	283,538	306,089	22,551	0	502,600	196,511	61%
101	53920	115	SERGEANT(S)	4,502	7,190	2,688	58,304	42,889	48,348	5,458	0	66,400	18,052	73%
101	53920	140	SALARY SUPPLEMENTS	0	5,600	5,600	0	0	5,600	5,600	0	7,200	1,600	78%
101	53920	187	OVERTIME PAY	0	14,194	14,194	0	0	16,123	16,123	0	50,000	33,877	32%
101	53920	188	BONUS PAYMENTS	0	0	0	11,476	11,476	0	-11,476	0	0	0	0%
101	53920	201	SOCIAL SECURITY	1,800	5,075	3,275	25,907	19,947	22,280	2,333	0	35,290	13,010	63%
101	53920	204	PENSIONS	2,959	8,684	5,725	39,601	29,668	42,010	12,342	0	68,457	26,447	61%
101	53920	205	EMPLOYEE AND DEPENDENT INSUR	9,206	13,693	4,487	116,953	89,954	99,459	9,505	0	119,400	19,941	83%
101	53920	212	EMPLOYER MEDICARE	421	1,187	766	6,059	4,665	5,211	546	0	8,251	3,040	63%
101	53920	299	OTHER FRINGE BENEFITS	0	0	0	168	0	411	411	0	0	-411	0%
101	53920	513	WORKMAN'S COMPENSATION INSUR	0	0	0	0	0	12,717	12,717	0	12,720	3	100%
101	53920	---		45,176	112,890	67,714	627,693	482,137	558,248	76,110	0	870,318	312,070	64%
210			EXTRA DETAIL - FREEDOM HALL											
101	53920	106	DEPUT/X DETAIL - FREEDOM HAL	0	0	0	0	0	360	360	0	0	-360	0%
101	53920	201	SOC SEC/X DETAIL-FREEDOM HAL	0	0	0	0	0	21	21	0	0	-21	0%
101	53920	212	EMP MEDI/X DETAIL-FREEDOM HA	0	0	0	0	0	5	5	0	0	-5	0%
101	53920	---		0	0	0	0	0	386	386	0	0	-386	0%
258			THSO GRANT Z22THS351											
101	53920	187	THSO SATURATION GRANT FY22	0	0	0	0	0	442	442	0	0	-442	0%
101	53920	201	THSO SATURATION GRANT FY22	0	0	0	0	0	27	27	0	0	-27	0%
101	53920	204	THSO SATURATION GRANT FY22	0	0	0	0	0	53	53	0	0	-53	0%

Fnd Acct	Obj	Account Level Description	March 2021-22	March 2022-23	MONTHLY DIFFERENCE	2021-22 TOTAL EXP	2021-22 YTD	2022-23 YTD	YTD DIFFERENCE	2022-23 OPEN POS	2022-23 BUDGET	REMAINING BUDGET	% BUDGET USED
101		GENERAL FUND											
53920		COURTROOM SECURITY											
258		THSO GRANT Z22THS351											
101 53920 212		THSO SATURATION GRANT FY22	0	0	0	0	0	6	6	0	0	-6	0%
101 53920 ---			0	0	0	0	0	528	528	0	0	-528	0%
259		THSO GRANT Z23THS347											
101 53920 187		THSO GRANT Z23THS347	0	0	0	0	0	770	770	0	0	-770	0%
101 53920 201		THSO SATURATION GRANT FY23	0	0	0	0	0	44	44	0	0	-44	0%
101 53920 204		THSO SATURATION GRANT FY23	0	0	0	0	0	93	93	0	0	-93	0%
101 53920 212		THSO SATURATION GRANT FY23	0	0	0	0	0	10	10	0	0	-10	0%
101 53920 ---			0	0	0	0	0	917	917	0	0	-917	0%
101 53920 ---			45,176	112,890	67,714	627,693	482,137	560,079	77,941	0	870,318	310,239	64%
=====													
53930		VICTIM ASSISTANCE PROGRAMS											
000		-											
101 53930 316		CONTRIBUTION TO JC	0	0	0	47,846	21,120	25,831	4,711	0	45,000	19,169	57%
101 53930 ---			0	0	0	47,846	21,120	25,831	4,711	0	45,000	19,169	57%
101 53930 ---			0	0	0	47,846	21,120	25,831	4,711	0	45,000	19,169	57%
=====													
54110		SHERIFF'S DEPARTMENT											
000		-											
101 54110 101		COUNTY OFFICIAL	11,405	11,976	570	111,302	77,086	107,780	30,694	0	143,706	35,927	75%
101 54110 106		DEPUTIES	190,786	346,843	156,057	2,720,348	2,009,283	2,296,359	287,076	0	3,590,400	1,294,041	64%
101 54110 110		LIEUTENANT(S)	51,619	93,501	41,882	902,759	717,534	619,906	-97,628	0	884,300	264,394	70%
101 54110 115		SERGEANT(S)	31,994	72,987	40,993	401,969	278,171	437,962	159,791	0	477,600	39,638	92%
101 54110 140		SALARY SUPPLEMENTS	0	67,200	67,200	68,800	0	67,200	67,200	0	68,800	1,600	98%
101 54110 169		PART'TIME PERSONNEL	3,560	6,959	3,398	37,553	17,290	45,219	27,929	0	53,300	8,081	85%
101 54110 187		OVERTIME PAY	0	31,868	31,868	0	0	43,138	43,138	0	50,000	6,862	86%
101 54110 188		BONUS PAYMENTS	0	0	0	136,375	136,375	0	-136,375	0	0	0	0%
101 54110 189		OTHER SALARIES & WAGES	72,789	145,987	73,198	955,345	667,800	1,050,624	382,824	0	1,329,192	278,568	79%

Fnd	Acct	Obj	Account Level Description	March 2021-22	March 2022-23	MONTHLY DIFFERENCE	2021-22 TOTAL EXP	2021-22 YTD	2022-23 YTD	YTD DIFFERENCE	2022-23 OPEN POS	2022-23 BUDGET	REMAINING BUDGET	% BUDGET USED
101			GENERAL FUND											
54110			SHERIFF'S DEPARTMENT											
000			-											
101	54110	201	SOCIAL SECURITY	20,989	46,564	25,575	311,611	227,420	275,549	48,129	0	413,362	137,813	67%
101	54110	204	PENSIONS	33,639	82,528	48,888	448,555	324,956	534,906	209,950	0	795,641	260,735	67%
101	54110	205	EMPLOYEE AND DEPENDENT INSUR	111,857	133,644	21,787	1,420,586	1,056,910	1,184,333	127,423	0	1,499,608	315,275	79%
101	54110	206	LIFE INSURANCE	0	0	0	8,555	8,555	5,890	-2,665	0	0	-5,890	0%
101	54110	210	UNEMPLOYMENT COMPENSATION	0	0	0	4,675	0	0	0	0	0	0	0%
101	54110	212	EMPLOYER MEDICARE	4,909	10,890	5,981	73,318	53,636	64,443	10,807	0	96,674	32,231	67%
101	54110	299	OTHER FRINGE BENEFITS	0	0	0	15,017	11,350	9,374	-1,976	0	12,000	2,626	78%
101	54110	302	ADVERTISING	3,306	0	-3,306	3,306	3,306	423	-2,883	0	0	-423	0%
101	54110	307	COMMUNICATION (SHERIFF DEPT)	8,575	7,533	-1,042	85,963	55,468	60,597	5,130	0	90,000	29,403	67%
101	54110	309	CONTRACTS WITH GOVERNMENT AG	0	0	0	6,340	5,005	2,010	-2,995	0	12,500	10,490	16%
101	54110	312	CONTRACTS - PRIVATE AGENCIES	113	410	297	5,075	4,435	11,419	7,398	5,493	17,900	988	94%
101	54110	317	DATA PROCESSING SERVICES	0	0	0	599	599	0	-599	0	1,800	1,800	0%
101	54110	319	CONFIDENTIAL DRUG ENFORCEMEN	0	0	0	0	0	3,500	3,500	0	3,500	0	100%
101	54110	320	DUES AND MEMBERSHIPS	40	200	160	4,522	4,497	4,480	-17	0	5,400	920	83%
101	54110	322	EVALUATION AND TESTING	1,300	0	-1,300	16,000	10,000	500	-8,300	1,750	6,000	3,750	38%
101	54110	327	FREIGHT EXPENSES (SHERIFF)	177	89	-88	1,000	1,000	894	26	208	1,950	847	57%
101	54110	332	LGL.NOTICES	0	0	0	0	0	0	0	0	250	250	0%
101	54110	333	LICENSES	0	51	51	449	401	381	-21	0	800	420	48%
101	54110	334	MAINTENANCE AGREEMENTS	2,804	3,926	1,123	134,716	122,857	94,656	20,955	198,689	294,000	656	100%
101	54110	335	MAINTENANCE AND REPAIR BLDG	0	0	0	0	0	255	255	0	0	-255	0%
101	54110	336	MAINTENANCE & REPAIR - EQUIP	2,074	250	-1,824	2,620	2,620	3,699	1,191	61	3,500	-260	107%
101	54110	338	MAINTENANCE & REPAIR - VEHIC	130	3,057	2,927	25,970	20,144	17,805	-1,639	4,013	71,334	49,517	31%
101	54110	340	MEDICAL AND DENTAL SERVICES	1,951	270	-1,681	4,622	5,000	4,192	-667	308	5,000	500	90%
101	54110	348	POSTAL CHARGES (SHERIFF)	0	0	0	4,050	2,665	1,718	-947	0	5,000	3,282	34%
101	54110	349	PRINTING	2,602	0	-2,602	5,141	4,912	4,267	-645	0	7,000	2,733	61%
101	54110	351	RENTALS (SHERIFF)	3,524	5,577	2,052	45,843	45,578	54,107	17,692	12,243	67,100	750	99%
101	54110	351	DISCOUNTS TAKEN	0	-7	-7	-3	-3	-21	-18	0	0	21	0%
101	54110	353	TOWING SERVICES	0	0	0	0	0	150	150	0	0	-150	0%
101	54110	355	TRAVEL (SHERIFF)	1,297	1,106	-191	12,246	8,217	21,807	13,590	0	19,000	-2,807	115%
101	54110	356	REGISTRATION FEES/TUITION	1,888	3,350	1,462	25,953	18,954	23,227	4,273	0	30,000	6,774	77%
101	54110	357	VETERINARY SERVICES	1,497	0	-1,497	6,000	6,000	-39	-3,758	3,039	6,000	3,000	50%
101	54110	399	OTHER CONTRACTED SERVICES	0	0	0	0	0	0	0	0	2,000	2,000	0%
101	54110	401	ANIMAL FOOD AND SUPPLIES	715	430	-285	4,750	3,000	4,338	1,652	662	5,000	0	100%
101	54110	411	DATA PROCESSING SUPPLIES	4,543	2,313	-2,230	19,189	18,616	13,457	-1,585	519	26,519	12,544	53%
101	54110	414	DUPLICATING SUPPLIES (SHERIF	0	0	0	736	347	415	68	390	1,500	695	54%
101	54110	422	FOOD SUPPLIES	0	0	0	43	0	0	0	175	1,000	825	18%

Fnd	Acct	Obj	Account Level Description	March 2021-22	March 2022-23	MONTHLY DIFFERENCE	2021-22 TOTAL EXP	2021-22 YTD	2022-23 YTD	YTD DIFFERENCE	2022-23 OPEN POS	2022-23 BUDGET	REMAINING BUDGET	% BUDGET USED
101			GENERAL FUND											
54110			SHERIFF'S DEPARTMENT											
000			-											
101	54110	424	GARAGE SUPPLIES (SHERIFF)	409	1,061	652	11,624	6,707	7,436	2,875	614	12,000	3,950	67%
101	54110	425	GASOLINE (SHERIFF)	25,380	22,100	-3,281	337,503	200,352	198,249	6,491	47,380	470,000	224,371	52%
101	54110	429	INSTR. SUPPLIES & MATERIALS	0	0	0	0	0	521	521	0	2,000	1,479	26%
101	54110	431	LAW ENFORCEMENT SUPP (SHERIF	5,217	15,520	10,303	98,005	36,809	46,448	13,861	29,109	80,000	4,443	94%
101	54110	433	LUBRICANTS (SHERIFF)	48	5,794	5,746	8,651	3,825	5,794	1,969	184	8,000	2,022	75%
101	54110	433	DISCOUNTS TAKEN	0	0	0	-32	-32	0	32	0	0	0	0%
101	54110	435	OFFICE SUPPLIES (SHERIFF)	240	146	-94	4,263	2,911	7,140	4,440	182	6,000	-1,322	122%
101	54110	437	PERIODICALS (SHERIFF)	0	2,249	2,249	3,374	3,374	2,249	307	0	4,400	2,151	51%
101	54110	450	TIRES & TUBES (SHERIFF)	0	7,580	7,580	24,989	22,507	20,950	5,825	1,162	40,000	17,888	55%
101	54110	451	UNIFORMS (SHERIFF)	12,125	-8,821	-20,946	65,946	38,807	66,384	36,532	8,524	90,500	15,593	83%
101	54110	453	VEHICLE PARTS (SHERIFF)	7,042	9,357	2,315	71,268	49,168	61,732	20,905	12,903	103,441	28,806	72%
101	54110	453	VEHICLE PARTS/DISCOUNTS TAKE	-6	0	6	-6	-6	0	6	0	0	0	0%
101	54110	471	SOFTWARE	0	0	0	432	432	0	-432	0	0	0	0%
101	54110	499	OTHER SUPP & MATERI (SHERIFF	1,970	1,948	-22	11,404	7,349	11,615	4,364	424	12,000	-40	100%
101	54110	502	BUILDING AND CONTENTS INSURA	0	0	0	1,569	1,569	197	-1,372	0	1,600	1,403	12%
101	54110	506	LIABILITY INSURANCE	0	0	0	145,053	145,053	159,799	14,746	0	159,799	0	100%
101	54110	508	PREMIUMS ON CORPORATE SURETY	0	0	0	200	150	0	-150	0	500	500	0%
101	54110	511	VEHICLE AND EQUIPMENT INSURA	0	0	0	71,091	71,091	78,109	7,018	0	80,000	1,891	98%
101	54110	513	WORKMAN'S COMPENSATION INSUR	0	0	0	0	0	122,628	122,628	0	122,630	2	100%
101	54110	515	LIABILITY CLAIMS	0	0	0	1,000	1,000	0	-1,000	0	1,000	1,000	0%
101	54110	530	FINES, ASSESSMENTS, PENALTIE	-6,276	0	6,276	-1,420	-1,420	0	1,420	0	0	0	0%
101	54110	599	OTHER CHARGES (SHERIFF)	0	0	0	4,646	4,646	4,646	0	0	7,000	2,354	66%
101	54110	709	DATA PROCESSING EQUIPMENT	0	2,136	2,136	10,173	6,976	6,368	-608	0	3,481	-2,887	183%
101	54110	711	FURNITURE AND FIXTURES	0	6,212	6,212	0	0	11,701	11,701	0	7,701	-4,000	152%
101	54110	716	LAW ENFORCEMENT EQUIPMENT	0	18,600	18,600	22,215	0	23,000	23,000	14,489	40,000	2,511	94%
101	54110	718	MOTOR VEHICLES	1,571	6,485	4,914	427,807	418,016	134,354	-101,081	308,111	492,240	49,774	90%
101	54110	---		617,803	1,169,869	552,062	9,351,653	6,949,268	8,040,240	1,382,121	650,632	11,842,928	3,152,060	73%
210			EXTRA DETAIL - FREEDOM HALL											
101	54110	106	DEPUT/X DETAIL - FREEDOM HAL	0	1,080	1,080	0	0	4,845	4,845	0	0	-4,845	0%
101	54110	115	SERGE/EXTRA DETAIL-FREEDOM H	0	240	240	0	0	1,335	1,335	0	0	-1,335	0%
101	54110	201	SOC SEC/X DETAIL FREEDOM HAL	0	77	77	0	0	358	358	0	0	-358	0%
101	54110	204	PENSION/X DETAIL FREEDOM HAL	0	159	159	0	0	744	744	0	0	-744	0%
101	54110	212	EMP MEDI/X DETAIL FREEDOM HA	0	18	18	0	0	84	84	0	0	-84	0%

Fnd	Acct	Obj	Account Level Description	March 2021-22	March 2022-23	MONTHLY DIFFERENCE	2021-22 TOTAL EXP	2021-22 YTD	2022-23 YTD	YTD DIFFERENCE	2022-23 OPEN POS	2022-23 BUDGET	REMAINING BUDGET	% BUDGET USED
101			GENERAL FUND											
54110			SHERIFF'S DEPARTMENT											
210			EXTRA DETAIL - FREEDOM HALL											
101	54110	---		0	1,574	1,574	0	0	7,366	7,366	0	0	-7,366	0%
247			BYRNE JAG EQUIPMENT GRANT FY22											
101	54110	309	CONTRACTS - GOVT AGENCIES	0	0	0	0	0	0	0	0	20,250	20,250	0%
101	54110	716	LAW ENFORCEMENT EQUIPMENT-JA	0	3,505	3,505	0	0	12,505	12,505	0	12,244	-261	102%
101	54110	---		0	3,505	3,505	0	0	12,505	12,505	0	32,494	19,989	38%
256			FY21 JUSTICE ASSISTANCE GRANT											
101	54110	716	JAG MOBILE AFIS GRANT	0	0	0	13,600	0	0	0	0	0	0	0%
101	54110	---		0	0	0	13,600	0	0	0	0	0	0	0%
258			THSO GRANT Z22THS351											
101	54110	187	THSO SATURATION GRANT FY22	0	0	0	0	0	8,733	8,733	0	0	-8,733	0%
101	54110	201	THSO SATURATION GRANT FY22	0	0	0	0	0	520	520	0	0	-520	0%
101	54110	204	THSO SATURATION GRANT FY22	0	0	0	0	0	1,051	1,051	0	0	-1,051	0%
101	54110	212	THSO SATURATION GRANT FY22	0	0	0	0	0	122	122	0	0	-122	0%
101	54110	---		0	0	0	0	0	10,426	10,426	0	0	-10,426	0%
259			THSO GRANT Z23THS347											
101	54110	187	THSO GRANT Z23THS347	0	583	583	0	0	14,006	14,006	0	44,598	30,592	31%
101	54110	201	THSO SATURATION GRANT FY23	0	33	33	0	0	828	828	0	2,765	1,937	30%
101	54110	204	THSO SATURATION GRANT FY23	0	70	70	0	0	1,685	1,685	0	5,365	3,680	31%
101	54110	212	THSO SATURATION GRANT FY23	0	8	8	0	0	194	194	0	647	453	30%
101	54110	431	THSO SATURATION GRANT FY23	0	0	0	0	0	0	0	3,404	6,625	3,221	51%
101	54110	---		0	694	694	0	0	16,713	16,713	3,404	60,000	39,883	34%

Account Level		March	March	MONTHLY	2021-22	2021-22	2022-23	YTD	2022-23	2022-23	REMAINING	% BUDGET
Fnd Acct	Obj Description	2021-22	2022-23	DIFFERENCE	TOTAL EXP	YTD	YTD	DIFFERENCE	OPEN POS	BUDGET	BUDGET	USED
101	GENERAL FUND											
54110	SHERIFF'S DEPARTMENT											
821	ASSET FORFEITURE FUNDS											
101 54110 431	ASSET FORFEITURE FUNDS	0	0	0	0	0	5,915	5,915	0	0	-5,915	0%
101 54110 711	ASSET FORFEITURE/FURNI & FIX	0	0	0	0	0	3,816	3,816	0	0	-3,816	0%
101 54110 716	LAW ENFORCE EQUIP/ASSET FORF	0	0	0	0	0	0	0	0	101,500	101,500	0%
101 54110 ---		0	0	0	0	0	9,731	9,731	0	101,500	91,769	10%
823	SEX OFFENDER REGISTRY											
101 54110 709	DATA PROCESSING EQUIPMENT	0	1,793	1,793	0	0	1,793	1,793	0	2,000	207	90%
101 54110 ---		0	1,793	1,793	0	0	1,793	1,793	0	2,000	207	90%
101 54110 ---		617,803	1,177,435	559,628	9,365,253	6,949,268	8,098,774	1,440,655	654,036	12,038,922	3,286,116	73%
=====												
54150	DRUG ENFORCEMENT											
000	--											
101 54150 162	CLERICAL PERSONNEL	0	0	0	0	896	1,206	310	0	0	-1,206	0%
101 54150 201	SOCIAL SECURITY	0	0	0	0	53	72	19	0	0	-72	0%
101 54150 204	PENSIONS	0	0	0	0	86	145	59	0	0	-145	0%
101 54150 205	EMPLOYEE AND DEPENDENT INSUR	0	0	0	0	0	300	300	0	0	-300	0%
101 54150 212	EMPLOYER MEDICARE	0	0	0	0	12	17	4	0	0	-17	0%
101 54150 ---		0	0	0	0	1,047	1,740	692	0	0	-1,740	0%
101 54150 ---		0	0	0	0	1,047	1,740	692	0	0	-1,740	0%
=====												
54160	ADMIN OF SEX OFFENDER REGISTRY											
000	--											
101 54160 358	REMITTANCE OF REVENUES	50	600	550	2,800	650	650	0	0	0	-650	0%
101 54160 ---		50	600	550	2,800	650	650	0	0	0	-650	0%
101 54160 ---		50	600	550	2,800	650	650	0	0	0	-650	0%
=====												

Fnd	Acct	Obj	Account Level Description	March 2021-22	March 2022-23	MONTHLY DIFFERENCE	2021-22 TOTAL EXP	2021-22 YTD	2022-23 YTD	YTD DIFFERENCE	2022-23 OPEN POS	2022-23 BUDGET	REMAINING BUDGET	% BUDGET USED
101			GENERAL FUND											
54210			JAIL											
000			-											
101	54210	106	DEPUTIES	196,865	376,245	179,381	2,795,959	1,970,217	2,582,468	612,252	0	3,484,500	902,032	74%
101	54210	110	LIEUTENANTS (DET. CTR.)	31,862	64,559	32,698	455,994	321,881	589,247	267,366	0	532,000	-57,247	111%
101	54210	115	SERGEANT(S) (DET. CTR.)	18,994	23,542	4,549	286,242	191,849	192,241	392	0	281,300	89,059	68%
101	54210	169	PART-TIME PERSONNEL	2,602	1,158	-1,444	33,541	25,752	18,855	-6,896	0	64,000	45,145	29%
101	54210	187	OVERTIME PAY	0	87,584	87,584	0	0	133,372	133,372	0	50,000	-83,372	267%
101	54210	188	BONUS PAYMENTS	0	0	0	81,605	81,605	0	-81,605	0	0	0	0%
101	54210	189	OTHER SALARIES & WAGES	49,740	82,618	32,878	695,643	510,336	555,872	45,536	0	813,500	257,628	68%
101	54210	201	SOCIAL SECURITY	17,571	38,422	20,851	257,568	183,696	242,680	58,984	0	327,070	84,390	74%
101	54210	204	PENSIONS	22,904	56,949	34,045	317,451	233,559	355,722	122,163	0	626,911	271,189	57%
101	54210	205	EMPLOYEE AND DEPENDENT INSUR	84,053	80,904	-3,149	1,038,429	768,777	816,308	47,531	0	1,205,500	389,192	68%
101	54210	206	LIFE INSURANCE	0	2,695	2,695	3,165	0	2,695	2,695	0	0	-2,695	0%
101	54210	210	UNEMPLOYMENT COMPENSATION	0	0	0	7,239	0	0	0	0	0	0	0%
101	54210	212	EMPLOYER MEDICARE	4,109	8,986	4,876	60,242	42,965	56,756	13,791	0	76,490	19,734	74%
101	54210	299	OTHER FRINGE BENEFITS	0	0	0	717	996	741	-255	0	3,000	2,259	25%
101	54210	301	ACCOUNTING SERVICES	0	0	0	0	0	15,230	15,230	0	0	-15,230	0%
101	54210	302	ADVERTISING	0	0	0	6,067	2,527	1,035	-1,492	0	3,000	1,965	35%
101	54210	307	COMMUNICATION(DETENTION CTR)	479	431	-48	4,476	3,074	3,297	222	0	8,500	5,203	39%
101	54210	310	CONTRACTS - PRISONER TRANSP	0	0	0	30,000	0	0	0	0	30,000	30,000	0%
101	54210	312	CONTRACTS WITH PRIVATE AGENC	147,464	167,404	19,939	2,437,258	1,674,161	1,651,269	229,660	61,684	2,090,985	378,032	82%
101	54210	320	DUES AND MEMBERSHIPS	0	0	0	0	0	0	0	0	300	300	0%
101	54210	333	LICENSES	0	0	0	0	0	25	25	0	0	-25	0%
101	54210	334	MAINTENANCE AGREEMENTS	6,247	9,162	2,914	234,376	231,988	152,139	-15,356	103,690	273,803	17,975	93%
101	54210	335	MAINTENANCE & REPAIR - BLDGS	5,581	1,140	-4,441	27,724	29,224	1,909	-19,357	203	35,200	33,089	6%
101	54210	336	MAINTENANCE & REPAIR - EQUIP	7,829	100	-7,729	19,497	15,689	311	-15,028	2,100	20,000	17,589	12%
101	54210	340	MEDICAL & DENTAL SERV (JAIL)	3,574	2,522	-1,052	18,576	12,000	30,125	18,649	875	26,000	-5,000	119%
101	54210	347	PEST CONTROL (JAIL)	0	0	0	6,000	6,000	4,750	-1,250	1,250	7,000	1,000	86%
101	54210	347	DISCOUNTS TAKEN	0	0	0	-500	-500	0	500	0	0	0	0%
101	54210	348	POSTAL CHARGES (JAIL)	0	0	0	0	0	0	0	0	700	700	0%
101	54210	349	PRINTING	0	0	0	2,072	168	44	-124	0	4,000	3,956	1%
101	54210	350	INTERNET CONNECTIVITY	152	152	0	1,422	966	1,367	401	0	4,500	3,133	30%
101	54210	351	RENTALS (JAIL)	127	0	-127	23,345	15,455	8,357	-1,627	7,306	15,800	137	99%
101	54210	354	TRANSPORTATION (PRISONERS)	500	0	-500	1,524	1,329	872	-456	0	7,000	6,128	12%
101	54210	355	TRAVEL (JAIL)	1,535	947	-588	6,841	5,500	5,967	466	0	8,000	2,033	75%
101	54210	356	REGISTRATION FEES	340	813	473	340	340	9,173	8,833	0	12,000	2,827	76%
101	54210	359	DISPOSAL FEES	886	886	0	9,622	6,080	7,084	1,004	0	10,100	3,016	70%
101	54210	410	CUSTODIAL SUPPLIES (JAIL)	10,298	6,520	-3,778	86,993	69,768	86,191	16,423	2,473	95,000	6,336	93%

Fnd	Acct	Obj	Account Level Description	March 2021-22	March 2022-23	MONTHLY DIFFERENCE	2021-22 TOTAL EXP	2021-22 YTD	2022-23 YTD	YTD DIFFERENCE	2022-23 OPEN POS	2022-23 BUDGET	REMAINING BUDGET	% BUDGET USED
101			GENERAL FUND											
54210			JAIL											
000			-											
101	54210	411	DATA PROCESSING SUPPLIES	935	5,797	4,862	15,228	8,153	7,706	1,043	820	27,462	18,935	31%
101	54210	412	DIESEL FUEL	0	0	0	501	0	0	0	0	1,200	1,200	0%
101	54210	414	DUPLICATING SUPPLIES (JAIL)	694	780	86	4,064	2,548	3,896	1,349	390	5,600	1,314	77%
101	54210	415	ELECTRICITY(DETENTION CTR)	15,177	19,150	3,974	255,538	172,538	201,464	28,926	0	325,000	123,536	62%
101	54210	421	FOOD PREPARATION SUPP (JAIL)	1,141	447	-694	17,564	14,997	16,642	3,426	1,017	15,000	-2,659	118%
101	54210	422	FOOD SUPPLIES (JAIL)	72,487	39,958	-32,528	830,821	660,000	711,872	186,347	97,331	1,010,000	200,798	80%
101	54210	431	LAW ENFORCEMENT SUPP (JAIL)	420	0	-420	13,276	6,220	3,855	-2,366	6,292	14,500	4,354	70%
101	54210	434	NATURAL GAS(DETENTION CTR)	13,948	12,184	-1,764	110,802	71,812	123,650	51,838	0	74,500	-49,150	166%
101	54210	435	OFFICE SUPPLIES (JAIL)	348	2,734	2,387	11,564	6,470	7,348	878	617	12,078	4,113	66%
101	54210	435	DISCOUNTS TAKEN	0	0	0	-11	-11	0	11	0	0	0	0%
101	54210	441	PRISONERS CLOTHING	0	924	924	25,974	16,623	10,623	-5,999	0	20,165	9,542	53%
101	54210	451	UNIFORMS	1,102	6,529	5,427	27,895	3,765	14,799	12,572	8,247	30,000	6,954	77%
101	54210	454	WATER AND SEWER(DETENTION CT	16,341	6,990	-9,351	198,732	126,395	115,767	-10,627	0	150,000	34,233	77%
101	54210	468	CHEMICALS	125	0	-125	1,387	1,013	0	-639	0	2,400	2,400	0%
101	54210	471	SOFTWARE	597	0	-597	597	597	0	-597	0	0	0	0%
101	54210	499	OTHER SUPP & MATERI (JAIL)	9,564	6,052	-3,512	63,247	48,938	78,441	36,273	11,552	95,121	5,127	95%
101	54210	502	BUILDING AND CONTENTS INSURA	0	0	0	58,819	84,725	70,625	-14,100	0	78,000	7,375	91%
101	54210	506	LIABILITY INSURANCE	0	0	0	484	484	0	-484	0	0	0	0%
101	54210	508	SURETY BONDS	0	0	0	0	0	50	50	0	0	-50	0%
101	54210	513	WORKMAN'S COMPENSATION INSUR	0	0	0	0	0	119,540	119,540	0	119,540	0	100%
101	54210	515	LIABILITY CLAIMS	0	0	0	500	0	1,000	1,000	0	1,000	0	100%
101	54210	530	FINES, ASSESSMENTS, PENALTIE	10	0	-10	30	40	0	-40	0	0	0	0%
101	54210	707	BUILDING IMPROVEMENTS	0	0	0	0	0	70,727	70,727	0	6,678	-64,049	1,059%
101	54210	709	DATA PROCESSING EQUIPMENT	0	3,973	3,973	21,354	10,871	7,565	7,565	0	2,841	-4,724	266%
101	54210	711	FURNITURE AND FIXTURES	0	1,121	1,121	1,860	1,422	2,530	1,108	2,139	3,500	-1,169	133%
101	54210	717	MAINTENANCE EQUIPMENT	0	0	0	0	0	0	0	0	2,500	2,500	0%
101	54210	790	OTHER EQUIPMENT	0	0	0	699	699	0	0	0	0	0	0%
101	54210	---		746,601	1,120,378	373,780	10,610,353	7,643,701	9,094,202	1,939,850	307,986	12,113,244	2,711,058	78%
210			EXTRA DETAIL - FREEDOM HALL											
101	54210	106	DEPUT/X DETAIL - FREEDOM HAL	0	720	720	0	0	4,470	4,470	0	0	-4,470	0%
101	54210	189	OTHER/X DETAIL-FREEDOM HALL	0	840	840	0	0	3,195	3,195	0	0	-3,195	0%
101	54210	201	SOC SEC/X DETAIL FREEDOM HAL	0	94	94	0	0	462	462	0	0	-462	0%
101	54210	204	PENSION/X DETAIL FREEDOM HAL	0	188	188	0	0	735	735	0	0	-735	0%

Fnd	Acct	Obj	Account Level Description	March 2021-22	March 2022-23	MONTHLY DIFFERENCE	2021-22 TOTAL EXP	2021-22 YTD	2022-23 YTD	YTD DIFFERENCE	2022-23 OPEN POS	2022-23 BUDGET	REMAINING BUDGET	% BUDGET USED
101			GENERAL FUND											
54210			JAIL											
210			EXTRA DETAIL - FREEDOM HALL											
101	54210	212	EMP MEDI/X DETAIL FREEDOM HA	0	22	22	0	0	108	108	0	0	-108	0%
101	54210	---		0	1,864	1,864	0	0	8,970	8,970	0	0	-8,970	0%
211			JAIL 3-YEAR EVIDENCE BASED PRG											
101	54210	106	DEPUTIES - EBP GRANT	0	737	737	0	0	737	737	0	43,599	42,862	2%
101	54210	189	OTHER SALARIES - EBP GRANT	0	423	423	0	0	423	423	0	5,000	4,577	8%
101	54210	201	SOCIAL SECURITY - EBP GRANT	0	66	66	0	0	66	66	0	2,440	2,374	3%
101	54210	204	PENSION - EBP GRANT	0	95	95	0	0	95	95	0	4,731	4,636	2%
101	54210	205	EMPLOYEE INS - EBP GRANT	0	395	395	0	0	395	395	0	15,709	15,314	3%
101	54210	206	LIFE INSURANCE - EBP GRANT	0	0	0	0	0	0	0	0	69	69	0%
101	54210	212	MEDICARE - EBP GRANT	0	16	16	0	0	16	16	0	570	554	3%
101	54210	299	OTHER FRINGE BENEFITS - EBP	0	0	0	0	0	0	0	0	600	600	0%
101	54210	312	CONTRACT - PRIVATE AGENCY - E	0	0	0	0	0	0	0	0	140,177	140,177	0%
101	54210	355	TRAVEL - EBP GRANT	0	-53	-53	0	0	899	899	0	3,120	2,221	29%
101	54210	499	SUPPLIES & MATERIALS - EBP	0	545	545	0	0	545	545	2,423	10,919	7,951	27%
101	54210	---		0	2,224	2,224	0	0	3,176	3,176	2,423	226,934	221,335	2%
248			JAIL TRAINING EQUIPMENT GRANT											
101	54210	716	JAIL TRAINING EQUIPMENT GRAN	0	9,086	9,086	0	0	9,086	9,086	900	9,974	-12	100%
101	54210	---		0	9,086	9,086	0	0	9,086	9,086	900	9,974	-12	100%
259			THSO GRANT Z23THS347											
101	54210	187	THSO GRANT Z23THS347	0	0	0	0	0	428	428	0	0	-428	0%
101	54210	201	THSO SATURATION GRANT FY23	0	0	0	0	0	25	25	0	0	-25	0%
101	54210	204	THSO SATURATION GRANT FY23	0	0	0	0	0	51	51	0	0	-51	0%
101	54210	212	THSO SATURATION GRANT FY23	0	0	0	0	0	6	6	0	0	-6	0%
101	54210	---		0	0	0	0	0	510	510	0	0	-510	0%
101	54210	---		746,601	1,133,552	386,954	10,610,353	7,643,701	9,115,944	1,961,592	311,309	12,350,152	2,922,901	76%
				=====	=====	=====	=====	=====	=====	=====	=====	=====	=====	=====

Fnd	Acct	Obj	Account Level Description	March 2021-22	March 2022-23	MONTHLY DIFFERENCE	2021-22 TOTAL EXP	2021-22 YTD	2022-23 YTD	YTD DIFFERENCE	2022-23 OPEN POS	2022-23 BUDGET	REMAINING BUDGET	% BUDGET USED
101			GENERAL FUND											
54240			JUVENILE SERVICES											
000			-											
101	54240	105	SUPERVISOR'DIRECTOR	4,232	6,665	2,433	55,213	40,158	44,324	4,166	0	57,982	13,658	76%
101	54240	112	YOUTH SERVICE OFFICER(S)	8,952	14,004	5,052	111,628	79,911	88,375	8,464	0	122,665	34,290	72%
101	54240	133	PARAPROFESSIONALS	0	0	0	15,808	17,355	0	-17,355	0	0	0	0%
101	54240	188	BONUS PAYMENTS	0	0	0	5,308	5,308	0	-5,308	0	0	0	0%
101	54240	201	SOCIAL SECURITY	800	1,268	468	11,379	8,624	8,045	-579	0	11,210	3,165	72%
101	54240	204	PENSIONS	1,267	1,972	705	16,583	12,009	15,394	3,386	0	21,740	6,346	71%
101	54240	205	EMPLOYEE AND DEPENDENT INSUR	1,853	2,002	148	24,710	19,151	20,633	1,482	0	24,100	3,467	86%
101	54240	206	LIFE INSURANCE	0	0	0	2,625	2,625	0	-2,625	0	0	0	0%
101	54240	212	EMPLOYER MEDICARE	187	296	109	2,661	2,017	1,882	-135	0	2,620	738	72%
101	54240	299	OTHER FRINGE BENEFITS	0	0	0	0	0	0	0	0	450	450	0%
101	54240	307	COMMUNICATION (JUVENILE SERV	184	194	10	2,229	1,476	1,530	54	0	2,000	470	77%
101	54240	309	CONTRACTS WITH GOVT.AGENCIES	0	2,250	2,250	4,500	2,250	2,250	0	0	4,500	2,250	50%
101	54240	310	CONTR.W'OTHER PUBLIC AGENCIE	9,633	19,688	10,055	158,977	103,891	155,909	52,018	0	168,000	12,091	93%
101	54240	312	CONTRACTS - PRIVATE AGENCIES	38	15	-23	168	150	218	87	0	150	-68	145%
101	54240	317	DATA PROCESSING SERVICES	0	0	0	0	3,750	0	0	3,750	3,750	0	100%
101	54240	320	DUES AND MEMBERSHIPS	0	0	0	80	80	160	80	0	950	790	17%
101	54240	334	MAINTENANCE AGREEMENTS	0	243	243	1,695	1,742	1,419	1,048	722	2,200	59	97%
101	54240	348	POSTAL CHARGES	0	0	0	577	1,000	0	-1,000	3,000	3,000	0	100%
101	54240	351	RENTALS	156	0	-156	624	624	747	279	0	1,500	753	50%
101	54240	355	TRAVEL (JUVENILE)	0	0	0	191	0	3,566	3,566	0	7,000	3,434	51%
101	54240	356	REGISTRATION FEES	0	0	0	120	120	300	180	0	200	-100	150%
101	54240	413	DRUGS AND MEDICAL SUPPLIES	0	0	0	0	0	0	0	0	500	500	0%
101	54240	414	DUPLICATING SUPPLIES (JUVENI	0	156	156	174	174	294	121	0	300	6	98%
101	54240	435	OFFICE SUPPLIES (JUVENILE)	245	711	466	4,791	4,325	2,015	-1,272	641	8,500	5,844	31%
101	54240	513	WORKMAN'S COMPENSATION INSUR	0	0	0	0	0	3,467	3,467	0	3,470	3	100%
101	54240	530	FINES, ASSESSMENTS, PENALTIE	0	0	0	0	0	14	14	0	0	-14	0%
101	54240	599	OTHER CHARGES	0	0	0	0	0	0	0	0	300	300	0%
101	54240	790	OTHER EQUIPMENT	0	0	0	0	0	0	0	0	4,000	4,000	0%
101	54240	---		27,547	49,464	21,916	420,041	306,740	350,542	50,138	8,113	451,087	92,432	80%
101	54240	---		27,547	49,464	21,916	420,041	306,740	350,542	50,138	8,113	451,087	92,432	80%

Fnd Acct	Obj	Account Level Description	March 2021-22	March 2022-23	MONTHLY DIFFERENCE	2021-22 TOTAL EXP	2021-22 YTD	2022-23 YTD	YTD DIFFERENCE	2022-23 OPEN POS	2022-23 BUDGET	REMAINING BUDGET	% BUDGET USED
101		GENERAL FUND											
54250		WORK RELEASE PROGRAM											
000		-											
101 54250 191		BD & COMMITTEE MEMBERS FEES	720	480	-240	9,720	6,540	5,400	-1,140	0	10,800	5,400	50%
101 54250 201		SOCIAL SECURITY	45	30	-15	603	405	335	-71	0	710	375	47%
101 54250 204		PENSIONS	0	0	0	0	0	0	0	0	380	380	0%
101 54250 212		EMPLOYER MEDICARE	10	7	-3	141	95	78	-17	0	160	82	49%
101 54250 ---			775	517	-258	10,464	7,040	5,813	-1,228	0	12,050	6,237	48%
101 54250 ---			775	517	-258	10,464	7,040	5,813	-1,228	0	12,050	6,237	48%
=====													
54310		FIRE PREVENTION AND CONTROL											
000		-											
101 54310 316		CONTRIBUTIONS	0	0	0	990,500	758,625	774,750	16,125	0	1,011,000	236,250	77%
101 54310 ---			0	0	0	990,500	758,625	774,750	16,125	0	1,011,000	236,250	77%
101 54310 ---			0	0	0	990,500	758,625	774,750	16,125	0	1,011,000	236,250	77%
=====													
54410		CIVIL DEFENSE - E.M.A.											
000		-											
101 54410 105		SUPERVISOR/DIRECTOR	5,210	8,206	2,996	67,958	49,323	54,576	5,253	0	71,393	16,817	76%
101 54410 169		PART-TIME PERSONNEL	0	0	0	1,286	1,670	0	-1,670	0	0	0	0%
101 54410 188		BONUS PAYMENTS	0	0	0	3,121	3,121	0	-3,121	0	0	0	0%
101 54410 189		OTHER SALARIES & WAGES	3,234	9,293	6,059	42,189	30,672	48,614	17,942	0	77,716	29,102	63%
101 54410 201		SOCIAL SECURITY	505	1,053	548	6,877	5,089	6,182	1,093	0	9,250	3,068	67%
101 54410 204		PENSIONS	811	1,600	788	10,677	7,688	10,645	2,958	0	17,940	7,295	59%
101 54410 205		EMPLOYEE AND DEPENDENT INSUR	2,260	4,215	1,955	27,125	20,344	27,294	6,950	0	29,300	2,006	93%
101 54410 212		EMPLOYER MEDICARE	118	246	128	1,608	1,190	1,446	256	0	2,170	724	67%
101 54410 307		COMMUNICATION	329	182	-147	3,036	2,665	1,879	-786	0	11,650	9,771	16%
101 54410 312		CONTRACTS - PRIVATE AGENCIES	145	-366	-511	902	710	-234	-944	0	900	1,134	-26%
101 54410 320		DUES AND MEMBERSHIPS	0	0	0	110	110	110	0	0	300	190	37%
101 54410 333		LICENSES	0	0	0	0	0	0	0	0	250	250	0%
101 54410 334		MAINTENANCE AGREEMENTS	84	100	16	5,919	7,879	3,856	-1,714	359	9,300	5,085	45%
101 54410 337		MAINTENANCE AND REPAIR SERVI	0	0	0	0	0	148	148	0	1,000	852	15%
101 54410 338		MAINTENANCE AND REPAIR SERVI	5,559	0	-5,559	5,559	5,559	0	-5,559	0	1,000	1,000	0%

Fnd	Acct	Obj	Account Level Description	March 2021-22	March 2022-23	MONTHLY DIFFERENCE	2021-22 TOTAL EXP	2021-22 YTD	2022-23 YTD	YTD DIFFERENCE	2022-23 OPEN POS	2022-23 BUDGET	REMAINING BUDGET	% BUDGET USED
101			GENERAL FUND											
54410			CIVIL DEFENSE - E.M.A.											
000			-											
101	54410	348	POSTAL CHARGES	0	16	16	17	0	55	55	0	50	-5	109%
101	54410	349	PRINTING, STATIONERY AND FOR	0	268	268	0	0	388	388	0	800	412	49%
101	54410	350	INTERNET CONNECTIVITY	685	272	-413	4,841	2,660	2,897	237	307	4,860	1,656	66%
101	54410	351	RENTALS	1,150	650	-500	13,800	13,800	10,567	217	3,450	13,800	-217	102%
101	54410	355	TRAVEL	0	500	500	336	336	2,184	1,848	0	2,500	316	87%
101	54410	356	TUITION	0	0	0	470	470	1,105	635	0	4,350	3,245	25%
101	54410	410	CUSTODIAL SUPPLIES	226	0	-226	226	226	0	-226	0	300	300	0%
101	54410	411	DATA PROCESSING SUPPLIES	0	0	0	4,793	8	86	78	0	1,000	914	9%
101	54410	412	DIESEL FUEL	0	0	0	0	0	0	0	0	500	500	0%
101	54410	422	FOOD SUPPLIES	0	0	0	122	48	261	213	0	700	439	37%
101	54410	425	GASOLINE	434	226	-208	4,705	10,097	2,426	-381	1,970	8,000	3,604	55%
101	54410	435	OFFICE SUPPLIES	0	0	0	118	800	90	-28	500	500	-90	118%
101	54410	446	SMALL TOOLS	0	232	232	1,229	2,115	1,951	1,951	1,218	7,760	4,591	41%
101	54410	451	UNIFORMS	0	0	0	241	292	1,430	1,379	0	1,500	70	95%
101	54410	471	SOFTWARE	0	655	655	0	0	668	668	0	240	-428	278%
101	54410	499	OTHER SUPPLIES AND MATERIALS	160	0	-160	271	271	56	-216	0	300	244	19%
101	54410	502	BUILDING AND CONTENTS INSURA	0	0	0	129	129	138	9	0	300	162	46%
101	54410	506	LIABILITY INSURANCE	0	0	0	321	321	344	23	0	400	56	86%
101	54410	511	INSURANCE-VEHICLE/EQUIP	0	0	0	1,321	1,321	1,868	547	0	1,300	-568	144%
101	54410	513	WORKMAN'S COMPENSATION INSUR	0	0	0	0	0	1,350	1,350	0	1,350	0	100%
101	54410	530	FINES, ASSESSMENTS, PENALTIE	-61	0	61	82	82	6	-76	0	0	-6	0%
101	54410	709	DATA PROCESSING EQUIPMENT	0	600	600	0	0	600	600	0	1,000	400	60%
101	54410	711	FURNITURE AND FIXTURES	0	0	0	1,645	285	0	-285	0	1,150	1,150	0%
101	54410	---		20,849	27,948	7,098	211,034	169,281	182,986	29,792	7,804	284,829	94,039	67%
299			HAZMAT PLANNING FY2022											
101	54410	312	CONTRACT W/PRIV AGENCIES HAZ	0	0	0	0	20,135	0	-20,135	0	0	0	0%
101	54410	---		0	0	0	0	20,135	0	-20,135	0	0	0	0%
101	54410	---		20,849	27,948	7,098	211,034	189,416	182,986	9,657	7,804	284,829	94,039	67%
				=====	=====	=====	=====	=====	=====	=====	=====	=====	=====	=====

Account Level		March	March	MONTHLY	2021-22	2021-22	2022-23	YTD	2022-23	2022-23	REMAINING	% BUDGET		
Fnd	Acct	Obj	Description	2021-22	2022-23	DIFFERENCE	TOTAL EXP	YTD	YTD	DIFFERENCE	OPEN POS	BUDGET	BUDGET	USED
101			GENERAL FUND											
54420			RESCUE SQUAD & LIFE SAVING CRE											
000			-											
101	54420	316	CONTRIBUTIONS	0	0	0	86,000	86,000	87,700	1,700	0	87,700	0	100%
101	54420	---		0	0	0	86,000	86,000	87,700	1,700	0	87,700	0	100%
101	54420	---		0	0	0	86,000	86,000	87,700	1,700	0	87,700	0	100%
=====														
54490			OTHER EMERGENCY MANAGEMENT											
263			HOMELAND SECURITY GRANT 2019											
101	54490	316	HOMELAND SECURITY GRANT 2019	23,483	0	-23,483	77,735	36,797	0	-32,820	0	0	0	0%
101	54490	---		23,483	0	-23,483	77,735	36,797	0	-32,820	0	0	0	0%
264			HOMELAND SECURITY GRANT 2020											
101	54490	316	HOMELAND SECURITY GRANT 2020	0	0	0	0	0	7,517	7,517	8,570	128,000	111,913	13%
101	54490	---		0	0	0	0	0	7,517	7,517	8,570	128,000	111,913	13%
299			HAZMAT PLANNING FY2022											
101	54490	312	CONTRACT W/PRIV AGENCIES HAZ	0	0	0	20,135	0	0	0	0	0	0	0%
101	54490	---		0	0	0	20,135	0	0	0	0	0	0	0%
101	54490	---		23,483	0	-23,483	97,870	36,797	7,517	-25,303	8,570	128,000	111,913	13%
=====														
54610			COUNTY MEDICAL EXAMINER											
000			-											
101	54610	309	CONTRACT W/ GOVT AGENCIES	72,655	73,960	1,305	290,618	217,964	221,879	3,915	0	300,325	78,446	74%
101	54610	---		72,655	73,960	1,305	290,618	217,964	221,879	3,915	0	300,325	78,446	74%
101	54610	---		72,655	73,960	1,305	290,618	217,964	221,879	3,915	0	300,325	78,446	74%
=====														

Fnd	Acct	Obj	Account Level Description	March 2021-22	March 2022-23	MONTHLY DIFFERENCE	2021-22 TOTAL EXP	2021-22 YTD	2022-23 YTD	YTD DIFFERENCE	2022-23 OPEN POS	2022-23 BUDGET	REMAINING BUDGET	% BUDGET USED
101			GENERAL FUND											
54900			OTHER PUBLIC SAFETY											
000			-											
101	54900	105	SUPERVISOR'DIRECTOR	504	794	290	6,073	4,280	5,280	1,000	0	6,908	1,628	76%
101	54900	201	SOCIAL SECURITY	31	49	18	377	265	327	62	0	430	103	76%
101	54900	204	PENSIONS	48	96	47	589	411	635	224	0	840	205	76%
101	54900	212	EMPLOYER MEDICARE	7	12	4	88	62	77	15	0	110	33	70%
101	54900	316	CONTRIBUTIONS(E911)	162,500	179,167	16,667	975,000	812,500	905,833	93,333	0	1,085,000	179,167	83%
101	54900	---		163,090	180,118	17,026	982,127	817,518	912,152	94,634	0	1,093,288	181,136	83%
101	54900	---		163,090	180,118	17,026	982,127	817,518	912,152	94,634	0	1,093,288	181,136	83%
=====														
55110			LOCAL HEALTH CENTER											
000			-											
101	55110	131	MEDICAL PERSONNEL	20,387	27,128	6,742	216,058	154,814	179,917	25,104	0	237,227	57,310	76%
101	55110	162	CLERICAL PERSONNEL	13,352	21,303	7,951	175,959	125,096	145,965	20,869	0	187,670	41,705	78%
101	55110	166	CUSTODIAL PERSONNEL	1,683	2,651	968	21,960	15,972	17,628	1,656	0	23,776	6,148	74%
101	55110	169	PART'TIME PERSONNEL	0	0	0	12,994	13,506	0	-13,506	0	0	0	0%
101	55110	188	BONUS PAYMENTS	0	0	0	10,803	10,803	0	-10,803	0	0	0	0%
101	55110	189	OTHER SALARIES AND WAGES	2,585	1,767	-818	33,606	24,527	11,277	-13,250	0	35,128	23,851	32%
101	55110	201	SOCIAL SECURITY	2,249	3,172	923	27,953	20,455	21,013	558	0	32,223	11,210	65%
101	55110	204	PENSIONS	2,841	6,358	3,516	36,177	25,780	41,484	15,704	0	58,208	16,724	71%
101	55110	205	EMPLOYEE AND DEPENDENT INSUR	9,229	10,432	1,203	111,782	79,761	99,722	19,961	0	134,228	34,506	74%
101	55110	212	EMPLOYER MEDICARE	526	742	216	6,537	4,784	4,914	130	0	7,545	2,631	65%
101	55110	307	COMMUNICATION (HEALTH DEPT)	1,039	1,134	95	12,112	10,959	9,238	-921	0	12,000	2,762	77%
101	55110	309	CONTR.W'GOV.AG.(SUPPLE.PAY)	0	8,700	8,700	0	0	17,400	17,400	0	17,400	0	100%
101	55110	312	CONTRACTS - PRIVATE AGENCIES	226	562	336	3,748	4,200	2,110	-3	1,591	3,700	0	100%
101	55110	320	DUES AND MEMBERSHIPS	0	0	0	200	200	0	-200	0	380	380	0%
101	55110	328	JANITORIAL SERVICES	1,200	0	-1,200	14,894	13,300	6,365	-3,454	8,135	14,500	0	100%
101	55110	330	OPERATING LEASE PAYMENTS	0	0	0	19,141	19,141	19,141	0	59	19,200	0	100%
101	55110	333	Licenses	0	0	0	150	0	0	0	0	0	0	0%
101	55110	334	MAINTENANCE AGREEMENTS	1,638	1,423	-214	27,926	28,171	22,088	916	10,274	31,940	-422	101%
101	55110	335	MAINTENANCE & REPAIR - BLDGS	3,024	0	-3,024	4,877	3,675	766	-2,809	6,073	7,200	361	95%
101	55110	336	MAINTENANCE & REPAIR - EQUIP	820	290	-530	16,135	16,000	24,399	18,033	7,454	30,800	-1,053	103%
101	55110	347	PEST CONTROL (HEALTH DEPT)	0	0	0	182	182	505	323	0	510	5	99%
101	55110	348	POSTAL CHARGES (HEALTH DEPT)	0	0	0	5,000	5,000	5,000	0	0	5,000	0	100%
101	55110	349	PRINTING	0	0	0	0	0	0	0	0	1,000	1,000	0%

Fnd	Acct	Obj	Account Level Description	March 2021-22	March 2022-23	MONTHLY DIFFERENCE	2021-22 TOTAL EXP	2021-22 YTD	2022-23 YTD	YTD DIFFERENCE	2022-23 OPEN POS	2022-23 BUDGET	REMAINING BUDGET	% BUDGET USED
101			GENERAL FUND											
55110			LOCAL HEALTH CENTER											
000			-											
101	55110	350	INTERNET CONNECTIVITY	0	-275	-275	0	0	-1,925	-1,925	0	0	1,925	0%
101	55110	351	RENTALS (HEALTH DEPT)	1,225	1,060	-164	15,388	14,793	6,879	-2,799	2,935	11,200	1,386	88%
101	55110	351	DISCOUNTS TAKEN	-6	0	6	-29	-19	-20	-1	0	0	20	0%
101	55110	355	TRAVEL (HEALTH DEPT)	123	0	-123	1,534	588	84	-503	0	2,000	1,916	4%
101	55110	359	DISPOSAL FEES	0	0	0	0	0	0	0	0	100	100	0%
101	55110	399	OTHER CONTRACTED SERVICES	375	16,400	16,025	16,425	14,300	58,596	48,896	21,497	97,781	17,689	82%
101	55110	410	CUSTODIAL SUPP (HEALTH DEPT)	206	0	-206	8,905	5,321	1,843	-3,279	0	1,844	1	100%
101	55110	413	DRUGS & MEDICAL SUPP (HEALTH	6,966	0	-6,966	36,992	29,427	10,342	-18,211	846	45,990	34,802	24%
101	55110	414	DUPLICATING SUPPLIES	0	0	0	0	0	0	0	2,000	2,000	0	100%
101	55110	415	ELECTRICITY (HEALTH DEPT)	3,961	4,131	170	53,149	34,025	38,677	4,652	0	51,000	12,323	76%
101	55110	434	NATURAL GAS	831	296	-535	4,946	3,258	1,881	-1,377	0	3,200	1,319	59%
101	55110	435	OFFICE SUPPLIES (HEALTH DEPT)	2,157	0	-2,157	8,324	5,735	4,265	-1,402	53	12,000	7,682	36%
101	55110	454	WATER & SEWER (HEALTH DEPT)	57	859	802	11,912	8,259	8,920	660	0	13,000	4,080	69%
101	55110	499	OTHER SUPP & MATERI (HEALTH	0	21	21	1,000	2,000	1,069	824	1,931	3,000	0	100%
101	55110	502	BUILDING AND CONTENTS INSURA	0	0	0	9,325	9,325	11,140	1,815	0	9,000	-2,140	124%
101	55110	506	LIABILITY INSURANCE	1,062	0	-1,062	6,291	6,291	6,030	-261	0	7,110	1,080	85%
101	55110	513	WORKMEN'S COMPENSATION INSUR	0	0	0	3,418	3,418	4,924	1,506	0	4,924	0	100%
101	55110	530	FINES, ASSESSMENTS, PENALTIE	0	0	0	72	72	32	-40	0	0	-32	0%
101	55110	711	FURNITURE AND FIXTURES	0	0	0	3,099	3,099	2,671	-428	0	3,000	329	89%
101	55110	712	HVAC SYSTEM	0	0	0	15,750	17,000	0	0	0	0	0	0%
101	55110	---		77,756	108,154	30,400	954,695	733,218	784,340	103,835	62,848	1,126,784	279,598	75%
825			HEALTH DGA GRANT											
101	55110	162	CLERICAL PERSONNEL	13,611	20,400	6,789	181,389	132,839	128,427	-4,411	0	218,632	90,205	59%
101	55110	188	BONUS PAYMENTS/HEALTH DGA GR	0	0	0	11,831	11,831	0	-11,831	0	0	0	0%
101	55110	189	OTHER SALARIES AND WAGES	22,893	28,105	5,212	284,189	207,628	210,440	2,812	0	461,214	250,774	46%
101	55110	201	SOCIAL SECURITY	2,114	2,894	780	27,843	20,518	19,911	-607	0	40,967	21,056	49%
101	55110	204	PENSIONS	3,131	5,531	2,400	39,961	28,668	37,530	8,861	0	79,410	41,880	47%
101	55110	205	EMPLOYEE AND DEPENDENT INSUR	14,344	10,837	-3,507	168,199	128,452	107,493	-20,959	0	299,717	192,224	36%
101	55110	212	EMPLOYER MEDICARE	494	677	182	6,512	4,799	4,656	-142	0	9,581	4,925	49%
101	55110	299	OTHER FRINGE BENEFITS	0	0	0	180	192	123	-69	0	0	-123	0%
101	55110	355	TRAVEL (HEALTH DEPT)	29	167	138	986	574	1,776	1,202	0	15,000	13,224	12%
101	55110	356	TUITION (HEALTH DEPT)	0	0	0	0	0	510	510	0	0	-510	0%
101	55110	399	OTHER CONTRACTED SERVICES	0	0	0	0	0	0	0	0	100	100	0%

Fnd	Acct	Obj	Account Level Description	March 2021-22	March 2022-23	MONTHLY DIFFERENCE	2021-22 TOTAL EXP	2021-22 YTD	2022-23 YTD	YTD DIFFERENCE	2022-23 OPEN POS	2022-23 BUDGET	REMAINING BUDGET	% BUDGET USED
101			GENERAL FUND											
55110			LOCAL HEALTH CENTER											
825			HEALTH DGA GRANT											
101	55110	499	HEALTH DGA GRANT	0	0	0	75	75	0	-75	0	0	0	0%
101	55110	506	LIABILITY INSURANCE	0	0	0	222	111	0	-111	0	7,600	7,600	0%
101	55110	---		56,616	68,611	11,994	721,387	535,687	510,866	-24,820	0	1,132,221	621,355	45%
833			HEALTH CHRONIC DISEASE											
101	55110	169	HEALTH CHRONIC DISEASE	1,571	2,516	945	19,162	13,909	16,168	2,259	0	26,825	10,657	60%
101	55110	188	BONUS PAYMENTS/HEALTH CDC GR	0	0	0	631	631	0	-631	0	0	0	0%
101	55110	201	HEALTH CHRONIC DISEASE	97	156	59	1,227	901	1,002	101	0	1,600	598	63%
101	55110	212	HEALTH CHRONIC DISEASE	23	36	14	287	211	234	24	0	375	141	63%
101	55110	499	HEALTH CHRONIC DISEASE	0	175	175	5,000	0	921	921	579	1,500	0	100%
101	55110	---		1,691	2,883	1,193	26,307	15,652	18,325	2,674	579	30,300	11,396	62%
101	55110	---		136,063	179,648	43,587	1,702,389	1,284,557	1,313,531	81,689	63,427	2,289,305	912,349	60%
=====														
55120			RABIES AND ANIMAL CONTROL											
000			-											
101	55120	316	CONTRIBUTIONS	0	0	0	250,000	187,500	187,500	0	0	250,000	62,500	75%
101	55120	---		0	0	0	250,000	187,500	187,500	0	0	250,000	62,500	75%
101	55120	---		0	0	0	250,000	187,500	187,500	0	0	250,000	62,500	75%
=====														
55130			AMBULANCE/EMERGENCY MEDICAL SE											
000			-											
101	55130	316	CONTRIBUTIONS	155,979	168,479	12,500	1,871,753	1,403,833	1,684,794	280,961	0	2,021,753	336,959	83%
101	55130	---		155,979	168,479	12,500	1,871,753	1,403,833	1,684,794	280,961	0	2,021,753	336,959	83%
101	55130	---		155,979	168,479	12,500	1,871,753	1,403,833	1,684,794	280,961	0	2,021,753	336,959	83%
=====														

Fnd Acct	Obj	Account Level Description	March 2021-22	March 2022-23	MONTHLY DIFFERENCE	2021-22 TOTAL EXP	2021-22 YTD	2022-23 YTD	YTD DIFFERENCE	2022-23 OPEN POS	2022-23 BUDGET	REMAINING BUDGET	% BUDGET USED
101		GENERAL FUND											
55170		ALCOHOL AND DRUG PROGRAM											
244		OPIOID SETTLEMENT PAYMENTS											
101 55170 316		CONTRIBUTIONS - OPIOID FUNDS	0	2,140,000	2,140,000	0	0	3,940,000	3,940,000	0	3,940,000	0	100%
101 55170 ---			0	2,140,000	2,140,000	0	0	3,940,000	3,940,000	0	3,940,000	0	100%
101 55170 ---			0	2,140,000	2,140,000	0	0	3,940,000	3,940,000	0	3,940,000	0	100%
=====													
55310		REGIONAL MENTAL HEALTH CENTER											
000		-											
101 55310 316		CONTRIBUTIONS	0	0	0	17,000	17,000	17,000	0	0	17,000	0	100%
101 55310 ---			0	0	0	17,000	17,000	17,000	0	0	17,000	0	100%
101 55310 ---			0	0	0	17,000	17,000	17,000	0	0	17,000	0	100%
=====													
55510		GENERAL WELFARE ASSISTANCE											
000		-											
101 55510 341		PAUPER BURIALS	3,600	1,800	-1,800	37,800	28,200	18,000	-10,200	0	30,000	12,000	60%
101 55510 ---			3,600	1,800	-1,800	37,800	28,200	18,000	-10,200	0	30,000	12,000	60%
101 55510 ---			3,600	1,800	-1,800	37,800	28,200	18,000	-10,200	0	30,000	12,000	60%
=====													
55720		SANITATION EDUCATION/INFORMATI											
000		-											
101 55720 189		OTHER SALARIES & WAGES	3,574	3,485	-90	29,680	33,215	35,920	2,705	0	35,920	0	100%
101 55720 201		SOCIAL SECURITY	207	204	-3	1,850	1,932	2,098	166	0	2,230	132	94%
101 55720 204		PENSIONS	344	419	76	2,850	3,095	4,321	1,226	0	4,330	9	100%
101 55720 205		EMPLOYEE AND DEPENDENT INSUR	1,643	1,509	-134	0	13,963	14,814	852	0	21,300	6,486	70%
101 55720 212		EMPLOYER MEDICARE	48	48	-1	440	452	491	39	0	530	39	93%
101 55720 302		ADVERTISING	9,239	6,800	-2,439	27,335	25,205	21,300	-3,905	0	28,000	6,700	76%
101 55720 355		TRAVEL	0	0	0	409	0	0	0	0	0	0	0%
101 55720 399		OTHER CONTRACTED SERVICES	0	510	510	0	0	510	510	0	0	-510	0%
101 55720 499		OTHER SUPPLIES & MATERIALS	0	3,014	3,014	8,757	3,497	3,014	3,014	1,765	9,300	4,521	51%

Fnd	Acct	Obj	Account Level Description	March 2021-22	March 2022-23	MONTHLY DIFFERENCE	2021-22 TOTAL EXP	2021-22 YTD	2022-23 YTD	YTD DIFFERENCE	2022-23 OPEN POS	2022-23 BUDGET	REMAINING BUDGET	% BUDGET USED
101			GENERAL FUND											
55720			SANITATION EDUCATION/INFORMATI											
000			-											
101	55720	513	WORKMAN'S COMPENSATION INSUR	0	0	0	0	0	554	554	0	560	6	99%
101	55720	---		15,055	15,989	933	71,321	81,359	83,022	5,161	1,765	102,170	17,383	83%
101	55720	---		15,055	15,989	933	71,321	81,359	83,022	5,161	1,765	102,170	17,383	83%
				=====	=====	=====	=====	=====	=====	=====	=====	=====	=====	=====
56100			ADULT ACTIVITIES											
000			-											
101	56100	316	CONTRIBUTIONS	38,000	0	-38,000	121,000	121,000	121,000	0	0	121,000	0	100%
101	56100	---		38,000	0	-38,000	121,000	121,000	121,000	0	0	121,000	0	100%
101	56100	---		38,000	0	-38,000	121,000	121,000	121,000	0	0	121,000	0	100%
				=====	=====	=====	=====	=====	=====	=====	=====	=====	=====	=====
56500			LIBRARIES											
000			-											
101	56500	103	ASSISTANT(S)	5,517	10,382	4,866	70,911	51,242	63,131	11,889	0	90,327	27,196	70%
101	56500	105	SUPERVISOR/DIRECTOR	4,391	6,923	2,532	57,296	41,673	46,042	4,369	0	60,231	14,189	76%
101	56500	106	DEPUTY(IES)	11,704	20,237	8,533	151,250	109,122	131,482	22,360	0	180,528	49,046	73%
101	56500	166	CUSTODIAL PERSONNEL	1,014	0	-1,014	10,001	9,281	6,981	-2,300	0	16,588	9,607	42%
101	56500	169	PART'TIME PERSONNEL	8,266	15,236	6,970	98,398	69,184	89,092	19,908	0	118,650	29,558	75%
101	56500	188	BONUS PAYMENTS	0	0	0	9,814	9,814	0	-9,814	0	0	0	0%
101	56500	201	SOCIAL SECURITY	1,837	3,225	1,389	23,756	17,335	20,273	2,938	0	28,920	8,647	70%
101	56500	204	PENSIONS	1,889	3,712	1,824	25,663	18,385	25,667	7,282	0	41,840	16,173	61%
101	56500	205	EMPLOYEE AND DEPENDENT INSUR	5,536	4,670	-866	62,436	45,827	49,721	3,895	0	71,800	22,079	69%
101	56500	212	EMPLOYER MEDICARE	430	754	325	5,556	4,054	4,741	687	0	6,770	2,029	70%
101	56500	307	COMMUNICATION	235	236	2	2,337	1,711	1,922	211	0	2,835	913	68%
101	56500	312	CONTRACTS WITH PRIVATE AGENC	142	96	-46	13,716	13,547	10,448	3,242	1,622	14,700	2,630	82%
101	56500	317	DATA PROCESSING SERVICES	1,504	1,577	73	1,504	1,854	1,791	287	66	1,857	0	100%
101	56500	333	LICENSES	0	0	0	745	745	1,803	1,058	21	1,750	-74	104%
101	56500	334	MAINTENANCE AGREEMENTS	925	246	-679	16,741	17,144	12,659	-279	4,856	18,500	985	95%
101	56500	335	MAINTENANCE & REPAIR - BLDGS	849	99	-750	6,128	8,363	4,615	-1,053	3,385	8,000	0	100%
101	56500	347	PEST CONTROL	220	0	-220	550	700	510	130	190	700	0	100%
101	56500	348	POSTAL CHARGES	0	0	0	-388	500	27	-473	500	500	-27	105%

Fnd	Acct	Obj	Account Level Description	March 2021-22	March 2022-23	MONTHLY DIFFERENCE	2021-22 TOTAL EXP	2021-22 YTD	2022-23 YTD	YTD DIFFERENCE	2022-23 OPEN POS	2022-23 BUDGET	REMAINING BUDGET	% BUDGET USED
101			GENERAL FUND											
56500			LIBRARIES											
000			-											
101	56500	350	INTERNET CONNECTIVITY	241	241	0	3,366	2,472	2,288	-184	0	2,880	592	79%
101	56500	351	RENTALS	375	375	0	4,575	3,075	3,000	-75	1,500	4,500	0	100%
101	56500	356	TUITION	0	0	0	0	0	20	20	0	0	-20	0%
101	56500	359	DISPOSAL FEES	0	0	0	30	30	30	0	0	30	0	100%
101	56500	410	CUSTODIAL SUPPLIES	227	302	75	2,257	1,605	2,257	697	54	2,912	601	79%
101	56500	411	DATA PROCESSING SUPPLIES	0	246	246	3,573	1,150	573	-327	859	1,468	36	98%
101	56500	415	ELECTRICITY	2,107	1,464	-643	18,168	13,185	13,592	407	0	18,000	4,408	76%
101	56500	432	LIBRARY BOOKS	9,195	4,439	-4,757	70,165	42,998	53,437	14,518	9,387	63,000	176	100%
101	56500	434	NATURAL GAS	230	154	-76	1,810	1,499	1,495	-4	0	1,300	-195	115%
101	56500	435	OFFICE SUPPLIES	0	57	57	4,205	2,088	1,682	-374	386	2,545	477	81%
101	56500	437	PERIODICALS	2,215	0	-2,215	3,671	3,821	1,434	-2,237	2,377	3,754	-57	102%
101	56500	454	WATER AND SEWER	160	169	10	2,037	1,337	1,335	-1	0	2,000	665	67%
101	56500	471	SOFTWARE	0	709	709	75	775	1,477	1,477	75	2,200	648	71%
101	56500	499	OTHER SUPPLIES AND MATERIALS	432	1,783	1,351	4,774	3,754	6,628	3,103	183	6,982	171	98%
101	56500	499	DISCOUNTS TAKEN	0	0	0	-59	-59	-71	-12	0	0	71	0%
101	56500	502	BUILDING AND CONTENTS INSURA	0	0	0	2,513	2,513	2,940	427	0	2,513	-427	117%
101	56500	506	LIABILITY INSURANCE	0	0	0	2,674	2,674	2,863	189	0	3,022	159	95%
101	56500	513	WORKMAN'S COMPENSATION INSUR	0	0	0	0	0	797	797	0	800	3	100%
101	56500	530	FINES, ASSESSMENTS, PENALTIE	0	0	0	6	6	0	-6	0	0	0	0%
101	56500	711	FURNITURE AND FIXTURES	0	0	0	2,463	0	120	120	0	200	80	60%
101	56500	799	OTHER CAPITAL OUTLAY	0	0	0	3,560	3,560	0	-3,560	0	0	0	0%
101	56500	---		59,641	77,332	17,696	686,277	506,964	566,802	79,312	25,461	782,602	190,339	76%
170			CITY OF JOHNSON CITY											
101	56500	316	JC/WASH COUNTY PUBLIC LIBRAR	0	0	0	127,000	101,500	101,500	0	0	127,000	25,500	80%
101	56500	---		0	0	0	127,000	101,500	101,500	0	0	127,000	25,500	80%
757			LIBRARY ARCHIVE GRANT											
101	56500	168	TEMP PERSONNEL - ARCHIVE GRA	140	0	-140	1,160	240	0	-240	0	0	0	0%
101	56500	201	SOCIAL SECURITY - ARCHIVE GR	9	0	-9	72	15	0	-15	0	0	0	0%
101	56500	212	EMPLOYER MEDICARE - ARCHIVE	2	0	-2	17	3	0	-3	0	0	0	0%

Fnd	Acct	Obj	Account Level Description	March 2021-22	March 2022-23	MONTHLY DIFFERENCE	2021-22 TOTAL EXP	2021-22 YTD	2022-23 YTD	YTD DIFFERENCE	2022-23 OPEN POS	2022-23 BUDGET	REMAINING BUDGET	% BUDGET USED
101			GENERAL FUND											
56500			LIBRARIES											
757			LIBRARY ARCHIVE GRANT											
101	56500	---		151	0	-151	1,249	258	0	-258	0	0	0	0%
758			21-22 TECH EQUIP (IMLS)											
101	56500	471	SOFTWARE (IMLS)	1,544	0	-1,544	1,544	1,544	0	-1,544	0	0	0	0%
101	56500	499	OTHER SUPPLIES/MTLS (IMLS)	5,868	0	-5,868	20,139	18,372	0	-5,868	0	0	0	0%
101	56500	709	DATA PROCESSING EQ (IMLS)	5,898	0	-5,898	9,741	9,741	0	-5,898	0	0	0	0%
101	56500	---		13,310	0	-13,310	31,424	29,657	0	-13,310	0	0	0	0%
759			West End Senior Foundation Tec											
101	56500	312	CONTRACTS - PRIVATE AGENCIES	0	0	0	0	0	150	150	350	500	0	100%
101	56500	355	TRAVEL	0	0	0	0	0	0	0	0	300	300	0%
101	56500	499	OTHER SUPPLIES AND MATERIALS	0	-85	-85	0	0	31	31	184	200	-15	108%
101	56500	709	DATA PROCESSING EQUIPMENT	0	607	607	0	0	3,679	3,679	0	3,680	1	100%
101	56500	---		0	522	522	0	0	3,860	3,860	534	4,680	286	94%
760			LIBRARY LTSA COMPUTER FY23											
101	56500	709	DATA PROCESSING EQ LTSA GRAN	0	1,649	1,649	0	0	1,649	1,649	0	1,664	15	99%
101	56500	---		0	1,649	1,649	0	0	1,649	1,649	0	1,664	15	99%
761			LIBRARY EMER CONNECTIVITY FUND											
101	56500	350	INT CONNECTIVITY/LIBRARY ECF	0	0	0	0	0	0	0	0	4,080	4,080	0%
101	56500	709	DATA PROCESSING EQ/LIBRARY E	0	0	0	0	0	0	0	0	1,000	1,000	0%
101	56500	---		0	0	0	0	0	0	0	0	5,080	5,080	0%
101	56500	---		73,102	79,503	6,406	845,950	638,379	673,811	71,253	25,995	921,026	221,220	76%
=====														

Fnd	Acct	Obj	Account Level Description	March 2021-22	March 2022-23	MONTHLY DIFFERENCE	2021-22 TOTAL EXP	2021-22 YTD	2022-23 YTD	YTD DIFFERENCE	2022-23 OPEN POS	2022-23 BUDGET	REMAINING BUDGET	% BUDGET USED
101			GENERAL FUND											
56900			OTHER SOCIAL, CULTURAL & RECRE											
000			-											
101	56900	316	CONTRIBUTIONS	0	0	0	115,000	90,000	90,000	0	0	115,000	25,000	78%
101	56900	---		0	0	0	115,000	90,000	90,000	0	0	115,000	25,000	78%
101	56900	---		0	0	0	115,000	90,000	90,000	0	0	115,000	25,000	78%
=====														
57100			AGRICULTURAL EXTENSION SERVICE											
000			-											
101	57100	309	CONTRACTS WITH GOVERNMENT AG	0	0	0	407,020	199,446	221,259	21,813	0	443,323	222,064	50%
101	57100	312	CONTRACTS - PRIVATE AGENCIES	99	72	-27	338	255	413	162	107	520	0	100%
101	57100	320	DUES AND MEMBERSHIPS	0	0	0	765	765	695	-70	0	900	205	77%
101	57100	328	JANITORIAL SERVICES	0	762	762	0	0	762	762	763	1,525	0	100%
101	57100	334	MAINTENANCE AGREEMENTS	0	0	0	886	2,233	129	-687	2,341	2,700	230	91%
101	57100	335	MAINTENANCE & REPAIR - BLDGS	0	0	0	2,359	1,932	1,434	-498	0	2,000	566	72%
101	57100	347	PEST CONTROL	0	0	0	600	600	550	-50	0	600	50	92%
101	57100	347	DISCOUNTS TAKEN	0	0	0	-50	-50	0	50	0	0	0	0%
101	57100	350	INTERNET CONNECTIVITY	423	239	-183	4,466	3,811	2,153	-1,658	0	2,000	-153	108%
101	57100	351	RENTALS	515	321	-194	8,077	7,154	4,909	-572	1,245	7,680	1,526	80%
101	57100	351	DISCOUNTS TAKEN	-4	-3	1	-15	-8	-16	-8	0	0	16	0%
101	57100	355	TRAVEL	791	448	-343	9,115	5,105	6,231	1,126	0	12,000	5,769	52%
101	57100	356	TUITION	0	0	0	90	50	0	-50	0	450	450	0%
101	57100	410	CUSTODIAL SUPPLIES	0	0	0	496	496	792	792	150	950	8	99%
101	57100	411	DATA PROCESSING SUPPLIES	0	870	870	417	417	2,042	2,042	0	2,150	108	95%
101	57100	415	ELECTRICITY	166	194	28	2,467	1,507	1,941	434	0	2,800	859	69%
101	57100	426	GENERAL CONSTRUCTION MATERIA	0	0	0	0	0	0	0	119	0	-119	0%
101	57100	434	NATURAL GAS	145	88	-57	1,086	803	728	-75	0	1,100	372	66%
101	57100	435	OFFICE SUPPLIES	627	1,486	859	2,500	2,500	3,524	1,655	225	3,793	43	99%
101	57100	454	WATER & SEWER	55	58	3	624	385	453	68	0	1,200	747	38%
101	57100	499	OTHER SUPP & MATERIALS	0	667	667	1,454	473	1,656	1,183	807	5,107	2,644	48%
101	57100	502	BUILDING AND CONTENTS INSURA	0	0	0	511	511	611	100	0	600	-11	102%
101	57100	511	INSURANCE-VEHICLE/EQUIP	0	0	0	11	11	12	1	0	0	-12	0%
101	57100	530	FINES, ASSESSMENTS, PENALTIE	0	0	0	66	66	0	-66	0	0	0	0%
101	57100	709	DATA PROCESSING EQUIPMENT	0	0	0	2,941	2,941	0	0	1,849	1,850	1	100%
101	57100	---		2,817	5,202	2,386	446,224	231,403	250,278	26,454	7,606	493,248	235,363	52%

Fnd Acct	Obj	Account Level Description	March 2021-22	March 2022-23	MONTHLY DIFFERENCE	2021-22 TOTAL EXP	2021-22 YTD	2022-23 YTD	YTD DIFFERENCE	2022-23 OPEN POS	2022-23 BUDGET	REMAINING BUDGET	% BUDGET USED
101		GENERAL FUND											
57100		AGRICULTURAL EXTENSION SERVICE											
000		-											
101 57100 ---			2,817	5,202	2,386	446,224	231,403	250,278	26,454	7,606	493,248	235,363	52%
=====													
57300		FOREST SERVICE											
000		-											
101 57300 326		FOREST RESOURCE SERVICES	0	0	0	1,500	1,500	1,500	0	0	1,500	0	100%
101 57300 ---			0	0	0	1,500	1,500	1,500	0	0	1,500	0	100%
101 57300 ---			0	0	0	1,500	1,500	1,500	0	0	1,500	0	100%
=====													
57500		SOIL CONSERVATION											
000		-											
101 57500 188		BONUS PAYMENTS	0	0	0	935	935	0	-935	0	0	0	0%
101 57500 189		OTHER SALARIES & WAGES	9,696	15,271	5,575	113,115	76,734	101,566	24,831	0	132,859	31,293	76%
101 57500 201		SOCIAL SECURITY	571	915	344	6,735	4,573	6,012	1,440	0	8,240	2,228	73%
101 57500 204		PENSIONS	621	1,837	1,216	8,957	5,821	12,219	6,397	0	15,990	3,771	76%
101 57500 205		EMPLOYEE AND DEPENDENT INSUR	3,042	3,285	243	32,797	23,671	29,569	5,897	0	39,500	9,931	75%
101 57500 212		EMPLOYER MEDICARE	134	214	80	1,575	1,069	1,406	337	0	1,930	524	73%
101 57500 299		OTHER FRINGE BENEFITS	0	0	0	21	21	0	-21	0	0	0	0%
101 57500 316		CONTRIBUTIONS	0	0	0	18,390	0	-18,390	-18,390	0	0	18,390	0%
101 57500 513		WORKMAN'S COMPENSATION INSUR	0	0	0	0	0	2,217	2,217	0	2,220	4	100%
101 57500 ---			14,064	21,522	7,458	182,525	112,824	134,599	21,773	0	200,739	66,141	67%
620		NASCD GRANTS											
101 57500 189		GRANT FUNDED SALARY	0	0	0	6,105	7,028	0	-7,028	0	0	0	0%
101 57500 201		GRANT FUNDED SOCIAL SECURITY	0	0	0	360	413	0	-413	0	0	0	0%
101 57500 204		PENSIONS	0	0	0	488	577	0	-577	0	0	0	0%
101 57500 205		EMPLOYEE INS - NASCD GRANTS	0	0	0	3,285	3,285	0	-3,285	0	0	0	0%
101 57500 212		GRANT FUNDED MEDICARE	0	0	0	84	97	0	-97	0	0	0	0%
101 57500 ---			0	0	0	10,322	11,400	0	-11,400	0	0	0	0%

Account Level		March	March	MONTHLY	2021-22	2021-22	2022-23	YTD	2022-23	2022-23	REMAINING	% BUDGET
Fnd Acct	Obj Description	2021-22	2022-23	DIFFERENCE	TOTAL EXP	YTD	YTD	DIFFERENCE	OPEN POS	BUDGET	BUDGET	USED
101	GENERAL FUND											
57500	SOIL CONSERVATION											
000	--											
101 57500 ---		14,064	21,522	7,458	192,847	124,224	134,599	10,373	0	200,739	66,141	67%
=====												
57800	STORM WATER MANAGEMENT											
000	--											
101 57800 312	CONTRACTS - PRIVATE AGENCIES	0	0	0	26,770	0	0	0	0	0	0	0%
101 57800 321	ENGINEERING SERVICES	0	4,000	4,000	30,000	30,000	16,000	2,000	14,000	30,000	0	100%
101 57800 333	LICENSES (STORM WATER MGT)	0	0	0	3,460	3,460	3,460	0	0	3,500	40	99%
101 57800 ---		0	4,000	4,000	60,230	33,460	19,460	2,000	14,000	33,500	40	100%
101 57800 ---		0	4,000	4,000	60,230	33,460	19,460	2,000	14,000	33,500	40	100%
=====												
57900	OTHER AGRICULTURE & NATURAL RE											
000	--											
101 57900 316	OTHER AG CONTRIBUTIONS	0	0	0	2,500	2,500	2,500	0	0	2,500	0	100%
101 57900 599	OTHER AGRICULTURE CHARGES	80	0	-80	2,580	2,580	2,500	-80	0	2,500	0	100%
101 57900 ---		80	0	-80	5,080	5,080	5,000	-80	0	5,000	0	100%
101 57900 ---		80	0	-80	5,080	5,080	5,000	-80	0	5,000	0	100%
=====												
58110	TOURISM											
000	--											
101 58110 316	CONTRIBUTIONS	0	0	0	7,000	7,000	10,000	3,000	0	10,000	0	100%
101 58110 ---		0	0	0	7,000	7,000	10,000	3,000	0	10,000	0	100%
101 58110 ---		0	0	0	7,000	7,000	10,000	3,000	0	10,000	0	100%
=====												

Account Level		March	March	MONTHLY	2021-22	2021-22	2022-23	YTD	2022-23	2022-23	REMAINING	% BUDGET		
Fnd	Acct	Obj	Description	2021-22	2022-23	DIFFERENCE	TOTAL EXP	YTD	YTD	DIFFERENCE	OPEN POS	BUDGET	USED	
101			GENERAL FUND											
58190			OTHER ECONOMIC AND COMMUNITY D											
000			-											
101	58190	309	CONTRACTS WITH GOVERNMENT AG	0	0	0	477,302	0	0	0	0	490,000	490,000	0%
101	58190	316	ECONOMIC DEVELOPMENT CONTRIB	0	0	0	189,062	104,062	120,605	16,543	0	191,656	71,051	63%
101	58190	399	OTHER CONTRACTED SERVICES	0	0	0	0	0	0	0	0	65,000	65,000	0%
101	58190	599	WORK KEYS TESTING	0	0	0	3,421	1,692	2,808	1,116	0	30,000	27,192	9%
101	58190	---		0	0	0	669,785	105,754	123,413	17,659	0	776,656	653,243	16%
102			WASHINGTON COUNTY IND PARK											
101	58190	331	LEGAL SERVICES-IND PARK	0	0	0	3,672	3,284	7,048	3,764	0	0	-7,048	0%
101	58190	---		0	0	0	3,672	3,284	7,048	3,764	0	0	-7,048	0%
401			WCIP EXPANSION-37 ACRES 2022											
101	58190	361	PERMITS-37 ACRE WCIP EXPANSI	0	0	0	5,500	5,500	0	-5,500	0	0	0	0%
101	58190	---		0	0	0	5,500	5,500	0	-5,500	0	0	0	0%
420			IDB - ECONOMIC DEVELOPMENT											
101	58190	331	LEGAL SERVICES - IDB	0	0	0	0	0	0	0	0	7,048	7,048	0%
101	58190	---		0	0	0	0	0	0	0	0	7,048	7,048	0%
431			WCIP 37 ACRE DEVELOPMENT 2022											
101	58190	724	SITE DEVELOPMENT WCIP 37 ACR	0	50,236	50,236	30,000	0	323,898	323,898	761,157	1,414,500	329,445	77%
101	58190	---		0	50,236	50,236	30,000	0	323,898	323,898	761,157	1,414,500	329,445	77%
101	58190	---		0	50,236	50,236	708,957	114,538	454,359	339,821	761,157	2,198,204	982,688	55%
				=====	=====	=====	=====	=====	=====	=====	=====	=====	=====	=====

Fnd	Acct	Obj	Account Level Description	March 2021-22	March 2022-23	MONTHLY DIFFERENCE	2021-22 TOTAL EXP	2021-22 YTD	2022-23 YTD	YTD DIFFERENCE	2022-23 OPEN POS	2022-23 BUDGET	REMAINING BUDGET	% BUDGET USED
101			GENERAL FUND											
58220			AIRPORT											
000			-											
101	58220	316	CONTRIBUTION - TCAA FTZ	0	0	0	18,730	14,048	0	-14,048	0	19,987	19,987	0%
101	58220	630	TCAA FINANCIAL GUARANTEE	0	0	0	559,493	559,493	0	-559,493	0	0	0	0%
101	58220	---		0	0	0	578,223	573,541	0	-573,541	0	19,987	19,987	0%
101	58220	---		0	0	0	578,223	573,541	0	-573,541	0	19,987	19,987	0%
=====														
58300			VETERANS' SERVICES											
000			-											
101	58300	189	OTHER SALARIES & WAGES	0	4,039	4,039	2,962	0	26,993	26,993	0	35,140	8,148	77%
101	58300	201	SOCIAL SECURITY	0	248	248	184	0	1,653	1,653	0	2,180	527	76%
101	58300	204	PENSIONS	0	486	486	0	0	1,134	1,134	0	4,330	3,196	26%
101	58300	212	EMPLOYER MEDICARE	0	58	58	43	0	386	386	0	510	124	76%
101	58300	302	ADVERTISING	0	0	0	0	0	0	0	0	400	400	0%
101	58300	307	COMMUNICATION	42	84	42	561	394	568	174	0	1,200	632	47%
101	58300	312	CONTRACTS - PRIVATE AGENCIES	18	0	-18	57	100	104	57	200	100	-204	304%
101	58300	317	DATA PROCESSING SERVICES	0	0	0	449	449	931	482	0	1,400	469	67%
101	58300	320	VSO DUES	0	0	0	0	0	25	25	0	500	475	5%
101	58300	348	POSTAL CHARGES	0	38	38	32	18	59	42	0	600	541	10%
101	58300	349	PRINTING, STATIONERY AND FOR	0	0	0	0	0	0	0	0	500	500	0%
101	58300	355	TRAVEL	0	0	0	0	0	1,909	1,909	0	4,000	2,091	48%
101	58300	399	OTHER CONTRACTED SERVICES	4,150	4,482	332	49,800	37,350	40,338	2,988	0	53,900	13,562	75%
101	58300	435	OFFICE SUPPLIES	0	419	419	1,142	130	1,214	1,085	178	2,300	908	61%
101	58300	499	OTHER SUPPLIES AND MATERIALS	0	0	0	0	0	0	0	0	1,350	1,350	0%
101	58300	513	WORKMAN'S COMPENSATION INSUR	0	0	0	0	0	972	972	0	980	8	99%
101	58300	708	COMMUNICATION EQUIPMENT	0	0	0	0	0	30	30	0	0	-30	0%
101	58300	709	DATA PROCESSING EQUIPMENT	0	0	0	2,355	0	1,936	1,936	0	2,100	164	92%
101	58300	711	FURNITURE AND FIXTURES	0	0	0	0	0	0	0	0	1,500	1,500	0%
101	58300	---		4,210	9,854	5,644	57,585	38,441	78,252	39,866	378	112,990	34,361	70%
101	58300	---		4,210	9,854	5,644	57,585	38,441	78,252	39,866	378	112,990	34,361	70%
=====														

Fnd	Acct	Obj	Account Level Description	March 2021-22	March 2022-23	MONTHLY DIFFERENCE	2021-22 TOTAL EXP	2021-22 YTD	2022-23 YTD	YTD DIFFERENCE	2022-23 OPEN POS	2022-23 BUDGET	REMAINING BUDGET	% BUDGET USED
101			GENERAL FUND											
58500			CONTRIBUTIONS TO OTHER AGENCIE											
000			-											
101	58500	316	CONTRIBUTIONS	0	22,500	22,500	40,500	36,000	22,500	-13,500	0	40,500	18,000	56%
101	58500	---		0	22,500	22,500	40,500	36,000	22,500	-13,500	0	40,500	18,000	56%
101	58500	---		0	22,500	22,500	40,500	36,000	22,500	-13,500	0	40,500	18,000	56%
=====														
58600			EMPLOYEE BENEFITS											
000			-											
101	58600	202	HANDLING CHARGES & ADMINISTR	0	0	0	10,319	10,319	0	-10,319	0	0	0	0%
101	58600	206	LIFE INSURANCE	0	2,118	2,118	0	0	2,118	2,118	0	0	-2,118	0%
101	58600	210	UNEMPLOYMENT COMPENSATION	639	0	-639	0	11,721	0	-11,721	0	0	0	0%
101	58600	---		639	2,118	1,479	10,319	22,040	2,118	-19,922	0	0	-2,118	0%
101	58600	---		639	2,118	1,479	10,319	22,040	2,118	-19,922	0	0	-2,118	0%
=====														
58804			STATE CARES ACT FUNDING (1.9M)											
000			-											
101	58804	312	CONTRACTS - PRIVATE AGENCIES	0	0	0	225	225	0	-225	0	0	0	0%
101	58804	---		0	0	0	225	225	0	-225	0	0	0	0%
180			ASHE STREET REROOFING											
101	58804	799	ASHE STREET REROOFING	0	0	0	59,805	0	0	0	0	0	0	0%
101	58804	---		0	0	0	59,805	0	0	0	0	0	0	0%
101	58804	---		0	0	0	60,030	225	0	-225	0	0	0	0%
=====														

Fnd	Acct	Obj	Account Level Description	March 2021-22	March 2022-23	MONTHLY DIFFERENCE	2021-22 TOTAL EXP	2021-22 YTD	2022-23 YTD	YTD DIFFERENCE	2022-23 OPEN POS	2022-23 BUDGET	REMAINING BUDGET	% BUDGET USED
101			GENERAL FUND											
58807			CESF VIDEO ARRAIGNMENT GRANT											
242			CESF VIDEO ARRAIGNMENT GRANT											
101	58807	708	VIDEO ARRAIGNMENT EQUIPMENT	0	0	0	87,031	87,031	0	-87,031	0	0	0	0%
101	58807	---		0	0	0	87,031	87,031	0	-87,031	0	0	0	0%
101	58807	---		0	0	0	87,031	87,031	0	-87,031	0	0	0	0%
=====														
58808			BJF FY20 CORONA VIRUS EMER SUP											
000			-											
101	58808	431	CORONA VIRUS/LAW ENFORCE SUP	0	3,152	3,152	0	0	36,422	36,422	0	0	-36,422	0%
101	58808	---		0	3,152	3,152	0	0	36,422	36,422	0	0	-36,422	0%
101	58808	---		0	3,152	3,152	0	0	36,422	36,422	0	0	-36,422	0%
=====														
58900			MISCELLANEOUS											
000			-											
101	58900	590	TRANSFERS TO OTHER FUNDS	161,462	0	-161,462	161,462	161,462	0	-161,462	0	0	0	0%
101	58900	---		161,462	0	-161,462	161,462	161,462	0	-161,462	0	0	0	0%
021			LOCAL GOV DIRECT APPR GRANT											
101	58900	590	TRNS TO OTH FUNDS/LOCAL GOV	15,158	0	-15,158	15,158	15,158	0	-15,158	0	0	0	0%
101	58900	---		15,158	0	-15,158	15,158	15,158	0	-15,158	0	0	0	0%
101	58900	---		176,620	0	-176,620	176,620	176,620	0	-176,620	0	0	0	0%
=====														
99100			TRANSFERS OUT											
000			-											
101	99100	590	TRANSFERS TO OTHER FUNDS	0	162,483	162,483	0	0	162,483	162,483	0	0	-162,483	0%
101	99100	---		0	162,483	162,483	0	0	162,483	162,483	0	0	-162,483	0%

Fnd Acct		Obj	Account Level Description	March 2021-22	March 2022-23	MONTHLY DIFFERENCE	2021-22 TOTAL EXP	2021-22 YTD	2022-23 YTD	YTD DIFFERENCE	2022-23 OPEN POS	2022-23 BUDGET	REMAINING BUDGET	% BUDGET USED
101			GENERAL FUND											
99100			TRANSFERS OUT											
000			-											
101	99100	---		0	162,483	162,483	0	0	162,483	162,483	0	0	-162,483	0%
101	-----	---		3,413,829	6,882,064	3,468,256	44,002,009	32,571,994	39,784,186	8,451,352	2,890,215	56,519,847	13,845,473	76%

Fnd	Acct	Obj	Account Level Description	March 2021-22	March 2022-23	MONTHLY DIFFERENCE	2021-22 TOTAL EXP	2021-22 YTD	2022-23 YTD	YTD DIFFERENCE	2022-23 OPEN POS	2022-23 BUDGET	REMAINING BUDGET	% BUDGET USED
116			SOLID WASTE/SANITATION											
55732			CONVENIENCE CENTERS											
000			-											
116	55732	105	SUPERVISOR'DIRECTOR	4,352	7,008	2,656	58,056	42,573	46,560	3,988	0	60,970	14,410	76%
116	55732	141	FOREMEN	3,440	0	-3,440	27,842	15,546	7,957	-7,590	0	49,070	41,113	16%
116	55732	147	TRUCK DRIVERS	8,082	16,277	8,194	107,199	72,508	104,475	31,967	0	140,410	35,935	74%
116	55732	164	ATTENDANTS	26,218	41,136	14,918	306,779	207,580	281,172	73,592	0	365,233	84,061	77%
116	55732	169	PART'TIME PERSONNEL	3,970	9,934	5,964	52,355	39,792	54,162	14,371	0	112,410	58,248	48%
116	55732	188	BONUS PAYMENTS	0	0	0	12,836	12,836	0	-12,836	0	0	0	0%
116	55732	201	SOCIAL SECURITY	2,701	4,445	1,744	33,185	22,896	29,244	6,349	0	45,200	15,956	65%
116	55732	202	ADMINISTRATIVE FEES	0	0	0	110	110	75	-35	0	300	225	25%
116	55732	204	PENSIONS	3,438	7,750	4,312	40,155	27,688	46,308	18,620	0	74,070	27,762	63%
116	55732	205	EMPLOYEE AND DEPENDENT INSUR	14,719	15,431	713	175,191	130,825	139,549	8,724	0	220,100	80,551	63%
116	55732	206	LIFE INSURANCE	0	91	91	2,775	2,775	823	-1,952	0	1,200	377	69%
116	55732	212	EMPLOYER MEDICARE	632	1,040	408	7,761	5,355	6,839	1,485	0	10,560	3,721	65%
116	55732	307	COMMUNICATION	233	248	15	2,580	1,928	1,949	21	0	2,940	991	66%
116	55732	308	CONSULTANTS	0	0	0	2,600	2,600	0	-2,600	0	3,000	3,000	0%
116	55732	312	CONTRACTS - PRIVATE AGENCIES	32	32	0	333	500	271	25	229	500	0	100%
116	55732	320	DUES AND MEMBERSHIPS	0	0	0	100	100	100	0	0	100	0	100%
116	55732	327	FREIGHT	0	0	0	0	0	44	44	0	0	-44	0%
116	55732	333	LICENSES	0	0	0	68	90	0	-45	0	75	75	0%
116	55732	335	MAINTENANCE & REPAIR - BLDGS	0	0	0	0	0	0	0	0	7,750	7,750	0%
116	55732	336	MAINTENANCE & REPAIR - EQUIP	1,814	532	-1,282	23,532	24,534	18,970	-2,025	4,525	36,000	12,505	65%
116	55732	338	MAINTENANCE & REPAIR - VEHIC	707	2,981	2,274	26,333	11,689	13,213	4,768	3,865	40,000	22,922	43%
116	55732	340	MEDICAL AND DENTAL SERVICES	0	0	0	70	400	70	70	330	400	0	100%
116	55732	348	POSTAL CHARGES	0	0	0	131	103	26	-76	0	100	74	26%
116	55732	350	INTERNET CONNECTIVITY	495	207	-288	5,588	4,052	1,700	-2,352	0	6,000	4,300	28%
116	55732	351	RENTALS	1,667	172	-1,495	22,196	22,166	16,972	-1,711	5,100	22,250	178	99%
116	55732	353	TOWING SERVICES	0	0	0	200	100	0	0	100	750	650	13%
116	55732	355	TRAVEL	0	0	0	370	370	359	-11	0	1,000	641	36%
116	55732	356	REGISTRATION FEES	0	0	0	100	100	100	0	0	400	300	25%
116	55732	359	DISPOSAL FEES	22,838	23,735	896	350,732	233,102	213,612	-18,575	1,748	380,000	164,640	57%
116	55732	410	CUSTODIAL SUPPLIES	0	0	0	909	505	504	49	0	1,000	496	50%
116	55732	412	DIESEL FUEL	4,360	5,006	646	67,729	36,500	59,667	24,854	1,148	101,000	40,185	60%
116	55732	415	ELECTRICITY	1,384	604	-780	9,664	7,061	7,112	52	0	10,000	2,888	71%
116	55732	418	EQUIPMENT AND MACHINERY PART	515	5,984	5,469	3,575	4,445	9,102	6,745	1,040	11,000	859	92%
116	55732	418	DISCOUNTS TAKEN	0	0	0	0	0	0	0	0	0	0	0%
116	55732	424	GARAGE SUPPLIES	14	49	35	473	1,400	452	321	748	1,600	400	75%
116	55732	425	GASOLINE	582	445	-137	9,355	6,500	5,898	1,048	1,774	14,000	6,328	55%

Fnd	Acct	Obj	Account Level Description	March 2021-22	March 2022-23	MONTHLY DIFFERENCE	2021-22 TOTAL EXP	2021-22 YTD	2022-23 YTD	YTD DIFFERENCE	2022-23 OPEN POS	2022-23 BUDGET	REMAINING BUDGET	% BUDGET USED
116			SOLID WASTE/SANITATION											
55732			CONVENIENCE CENTERS											
000			-											
116	55732	426	GENERAL CONSTRUCTION MATERIA	381	3	-378	2,655	1,802	1,069	-626	9	2,000	922	54%
116	55732	429	INSTRUCTIONAL SUPPLIES & MAT	0	800	800	800	800	800	0	0	1,000	200	80%
116	55732	433	LUBRICANTS	0	872	872	2,117	2,139	2,546	965	704	6,000	2,750	54%
116	55732	433	LUBRICANTS/DISCOUNTS TAKEN	0	0	0	-8	-8	0	8	0	0	0	0%
116	55732	435	OFFICE SUPPLIES	0	0	0	669	594	147	-275	0	1,500	1,353	10%
116	55732	442	PROPANE GAS	68	102	34	781	700	573	-38	127	1,000	300	70%
116	55732	446	SMALL TOOLS	0	0	0	459	436	578	208	1,111	2,000	312	84%
116	55732	450	TIRES AND TUBES	50	105	55	15,958	16,100	14,774	-73	2,726	26,000	8,500	67%
116	55732	451	UNIFORMS	0	110	110	417	478	194	-143	316	600	90	85%
116	55732	453	VEHICLE PARTS	160	610	450	1,243	1,046	1,694	1,260	230	4,000	2,075	48%
116	55732	453	DISCOUNTS TAKEN	0	0	0	-1	-1	0	1	0	0	0	0%
116	55732	454	WATER AND SEWER	211	133	-78	1,840	1,433	1,250	-132	20	2,500	1,230	51%
116	55732	462	WIRE	0	0	0	5,690	5,525	6,621	4,271	0	7,000	379	95%
116	55732	499	OTHER SUPPLIES & MATERIALS	135	164	30	2,450	3,090	2,762	728	101	4,000	1,137	72%
116	55732	499	DISCOUNTS TAKEN	0	0	0	0	0	0	0	0	0	0	0%
116	55732	502	BUILDING AND CONTENTS INSURA	0	0	0	1,023	1,023	1,214	191	0	1,200	-14	101%
116	55732	506	LIABILITY INSURANCE	0	0	0	3,568	3,568	3,838	270	0	3,600	-238	107%
116	55732	510	TRUSTEE'S COMMISSION	2,169	2,343	174	26,227	24,853	25,856	1,003	0	23,000	-2,856	112%
116	55732	511	VEHICLE AND EQUIPMENT INSURA	0	0	0	7,880	7,880	9,673	1,793	0	8,000	-1,673	121%
116	55732	513	WORKMAN'S COMPENSATION INS	0	0	0	19,689	19,689	20,530	841	0	23,000	2,470	89%
116	55732	515	LIABILITY CLAIMS	0	0	0	1,000	500	500	0	0	500	0	100%
116	55732	530	FINES, ASSESSMENTS, PENALTIE	0	0	0	8	0	0	0	0	0	0	0%
116	55732	590	TRANSFERS TO OTHER FUNDS	0	0	0	32,000	32,000	32,000	0	0	32,000	0	100%
116	55732	733	SOLID WASTE EQUIPMENT	0	0	0	59,618	59,423	0	-59,423	0	20,000	20,000	0%
116	55732	---		105,367	148,349	42,982	1,536,965	1,121,799	1,193,904	98,114	25,951	1,888,288	668,434	65%
200			TDEC - Used Oil Grant											
116	55732	733	EQUIPMENT - USED OIL GRANT	0	0	0	0	0	2,275	2,275	20,306	22,993	412	98%
116	55732	---		0	0	0	0	0	2,275	2,275	20,306	22,993	412	98%
116	55732	---		105,367	148,349	42,982	1,536,965	1,121,799	1,196,179	100,389	46,257	1,911,281	668,846	65%
=====														

Fnd	Acct	Obj	Account Level Description	March 2021-22	March 2022-23	MONTHLY DIFFERENCE	2021-22 TOTAL EXP	2021-22 YTD	2022-23 YTD	YTD DIFFERENCE	2022-23 OPEN POS	2022-23 BUDGET	REMAINING BUDGET	% BUDGET USED
116			SOLID WASTE/SANITATION											
55759			OTHER WASTE DISPOSAL											
000			-											
116	55759	141	FOREMEN	0	0	0	22,434	23,710	0	-23,710	0	0	0	0%
116	55759	164	ATTENDANTS	2,240	3,528	1,288	23,422	15,400	23,464	8,064	0	29,820	6,356	79%
116	55759	169	PART'TIME PERSONNEL	0	0	0	1,459	1,459	0	-1,459	0	12,000	12,000	0%
116	55759	188	BONUS PAYMENTS	0	0	0	1,245	1,245	0	-1,245	0	0	0	0%
116	55759	201	SOCIAL SECURITY	139	219	80	2,925	2,502	1,455	-1,047	0	2,600	1,145	56%
116	55759	204	PENSIONS	215	424	209	4,346	3,594	2,823	-772	0	3,590	767	79%
116	55759	205	EMPLOYEE AND DEPENDENT INSUR	0	0	0	4,324	4,324	0	-4,324	0	0	0	0%
116	55759	210	UNEMPLOYMENT COMPENSATION	456	0	-456	456	456	0	-456	0	0	0	0%
116	55759	212	EMPLOYER MEDICARE	32	51	19	684	585	340	-245	0	610	270	56%
116	55759	307	COMMUNICATION	110	0	-110	821	711	0	-711	0	720	720	0%
116	55759	312	CONTRACTS WITH PRIVATE AGENC	9,693	8,625	-1,068	138,898	95,000	68,415	-22,628	6,585	120,000	45,000	63%
116	55759	333	LICENSES	0	0	0	25	25	0	-25	0	100	100	0%
116	55759	335	MAINTENANCE & REPAIR - BLDGS	0	0	0	0	0	0	0	0	400	400	0%
116	55759	336	MAINTENANCE & REPAIR - EQUIP	0	0	0	0	0	0	0	0	500	500	0%
116	55759	361	PERMITS	0	0	0	150	150	225	75	0	300	75	75%
116	55759	410	CUSTODIAL SUPPLIES	0	0	0	0	0	0	0	0	200	200	0%
116	55759	415	ELECTRICITY	264	157	-107	1,193	967	715	-252	0	1,200	485	60%
116	55759	435	OFFICE SUPPLIES	0	0	0	964	964	0	-964	0	0	0	0%
116	55759	454	WATER AND SEWER	14	12	-2	195	149	114	-35	0	250	136	46%
116	55759	499	OTHER SUPPLIES AND MATERIALS	0	0	0	0	0	0	0	0	500	500	0%
116	55759	---		13,163	13,016	-147	203,541	151,241	97,551	-49,734	6,585	172,790	68,654	60%
116	55759	---		13,163	13,016	-147	203,541	151,241	97,551	-49,734	6,585	172,790	68,654	60%
116	-----	---		118,530	161,365	42,835	1,740,506	1,273,040	1,293,730	50,655	52,842	2,084,071	737,500	65%

Fnd	Acct	Obj	Account Level Description	March 2021-22	March 2022-23	MONTHLY DIFFERENCE	2021-22 TOTAL EXP	2021-22 YTD	2022-23 YTD	YTD DIFFERENCE	2022-23 OPEN POS	2022-23 BUDGET	REMAINING BUDGET	% BUDGET USED
122			DRUG FUND											
54150			DRUG ENFORCEMENT											
000			-											
122	54150	312	CONTRACTS - PRIVATE AGENCIES	0	0	0	4,613	4,613	4,613	0	0	5,000	387	92%
122	54150	316	CONTRIBUTIONS	0	0	0	0	0	0	0	0	1,000	1,000	0%
122	54150	319	CONFIDENTIAL DRUG ENFORC PMT	0	0	0	5,000	5,000	10,000	5,000	0	10,000	0	100%
122	54150	320	DUES AND MEMBERSHIPS	0	0	0	0	0	165	165	0	250	85	66%
122	54150	333	LICENSES	0	0	0	0	0	0	0	0	120	120	0%
122	54150	351	RENTALS	56	0	-56	1,105	605	241	-171	864	2,500	1,395	44%
122	54150	355	TRAVEL	816	1,414	597	816	816	1,800	983	0	5,000	3,200	36%
122	54150	356	REGISTRATION FEES	1,298	0	-1,298	1,298	1,298	0	-1,298	0	0	0	0%
122	54150	431	LAW ENFORCEMENT SUPPLIES	0	3,937	3,937	3,214	3,214	7,848	4,634	0	5,000	-2,848	157%
122	54150	499	OTHER SUPPLIES AND MATERIALS	0	0	0	0	0	7,544	7,544	0	9,500	1,956	79%
122	54150	510	TRUSTEE'S COMMISSION	6	10	4	110	65	180	116	0	600	420	30%
122	54150	599	OTHER CHARGES	0	0	0	0	0	0	0	0	500	500	0%
122	54150	709	DATA PROCESSING EQUIPMENT	0	0	0	0	0	9,836	9,836	0	5,000	-4,836	197%
122	54150	716	LAW ENFORCEMENT EQUIPMENT	0	225	225	0	0	225	225	17,500	30,000	12,275	59%
122	54150	---		2,176	5,586	3,409	16,156	15,611	42,452	27,034	18,364	74,470	13,654	82%
122	54150	---		2,176	5,586	3,409	16,156	15,611	42,452	27,034	18,364	74,470	13,654	82%
122	-----	---		2,176	5,586	3,409	16,156	15,611	42,452	27,034	18,364	74,470	13,654	82%

Account Level		March	March	MONTHLY	2021-22	2021-22	2022-23	YTD	2022-23	2022-23	REMAINING	% BUDGET		
Fnd	Acct	Obj	Description	2021-22	2022-23	DIFFERENCE	TOTAL EXP	YTD	YTD	DIFFERENCE	OPEN POS	BUDGET	BUDGET	USED
127			ARPA - SPECIAL REVENUE											
58831			AMERICAN RESCUE PLAN 2021-22											
060			ARPA REVENUE LOSS											
127	58831	316	APP PROD COOPERATIVE - ARPA	0	0	0	0	0	2,000,000	2,000,000	0	2,000,000	0	100%
127	58831	316	AGRICULTURE LEARNING CENTER	0	0	0	0	0	0	0	0	500,000	500,000	0%
127	58831	316	CONTRIBUTION TO FIRE DEPTS	0	316,345	316,345	0	0	904,490	904,490	0	1,500,000	595,510	60%
127	58831	590	DETENTION CENTER-HVAC	0	0	0	0	0	2,400,000	2,400,000	0	2,400,000	0	100%
127	58831	790	JB WATERLINE OTH EQUIP - ARP	0	0	0	503,032	503,032	51	-326,339	0	0	-51	0%
127	58831	799	WATER PROJECTS CONSULTING	0	300	300	0	0	300	300	0	10,000	9,700	3%
127	58831	799	WATERLINE EXTENSIONS - WCIP	0	0	0	74,202	74,202	18,605	-55,598	0	0	-18,605	0%
127	58831	799	JB WATERLINE CREW - ARPA	148,405	0	-148,405	217,813	217,813	148,405	-69,408	0	300,000	151,595	49%
127	58831	799	JB WATERLINE MATERIALS - ARP	0	0	0	1,500,000	0	0	0	0	1,000,000	1,000,000	0%
127	58831	799	EMS CONTRIBUTION - STRETCHER	0	0	0	0	0	620,669	620,669	0	620,669	0	100%
127	58831	799	SHERIFF BALLISTIC SHIELDS	0	0	0	0	0	216,000	216,000	0	216,000	0	100%
127	58831	---		148,405	316,645	168,240	2,295,047	795,047	6,308,520	5,690,114	0	8,546,669	2,238,149	74%
300			Water Line Projects											
127	58831	799	WATERLINE PROJECTS	0	0	0	2,500	2,500	0	-860	0	0	0	0%
127	58831	---		0	0	0	2,500	2,500	0	-860	0	0	0	0%
127	58831	---		148,405	316,645	168,240	2,297,547	797,547	6,308,520	5,689,254	0	8,546,669	2,238,149	74%
99100			TRANSFERS OUT											
000			-											
127	99100	590	TRANSFERS TO OTHER FUNDS	0	0	0	0	0	2,263,745	2,263,745	0	2,263,745	0	100%
127	99100	---		0	0	0	0	0	2,263,745	2,263,745	0	2,263,745	0	100%
127	99100	---		0	0	0	0	0	2,263,745	2,263,745	0	2,263,745	0	100%
127	-----	---		148,405	316,645	168,240	2,297,547	797,547	8,572,265	7,952,999	0	10,810,414	2,238,149	79%

Fnd	Acct	Obj	Account Level Description	March 2021-22	March 2022-23	MONTHLY DIFFERENCE	2021-22 TOTAL EXP	2021-22 YTD	2022-23 YTD	YTD DIFFERENCE	2022-23 OPEN POS	2022-23 BUDGET	REMAINING BUDGET	% BUDGET USED
131			HIGHWAY FUND											
61000			ADMINISTRATION											
000			-											
131	61000	101	COUNTY OFFICIAL	10,368	10,887	518	120,538	99,801	97,982	-1,819	0	130,642	32,660	75%
131	61000	103	ASSISTANT	6,595	9,893	3,298	103,642	62,497	83,229	20,732	0	103,019	19,790	81%
131	61000	120	COMPUTER PROGRAMMER(S)	3,555	5,333	1,778	46,378	33,690	35,552	1,862	0	47,324	11,772	75%
131	61000	161	SECRETARY	7,800	12,190	4,390	101,753	73,914	70,074	-3,840	0	104,225	34,151	67%
131	61000	189	OTHER SALARIES & WAGES	1,351	1,650	299	17,698	12,807	6,726	-6,081	0	17,650	10,924	38%
131	61000	201	SOCIAL SECURITY	1,754	2,437	683	23,321	16,762	17,749	987	0	24,984	7,235	71%
131	61000	202	HANDLING CHARGES & ADMINISTR	0	0	0	549	549	305	-244	0	1,000	695	31%
131	61000	204	PENSIONS	2,851	4,243	1,392	36,039	27,168	32,513	5,344	0	48,467	15,954	67%
131	61000	205	EMPLOYEE AND DEPENDENT INSUR	5,302	3,311	-1,992	62,726	48,031	36,559	-11,472	0	68,800	32,241	53%
131	61000	206	LIFE INSURANCE	0	388	388	12,168	5,698	6,952	1,254	0	12,700	5,748	55%
131	61000	210	UNEMPLOYMENT COMPENSATION	0	288	288	0	0	532	532	0	13,500	12,968	4%
131	61000	212	EMPLOYER MEDICARE	410	570	160	5,454	3,920	4,151	231	0	5,846	1,695	71%
131	61000	299	OTHER FRINGE BENEFITS	0	0	0	144	126	243	117	0	600	357	41%
131	61000	302	ADVERTISING	0	0	0	323	1,500	74	11	527	2,000	1,400	30%
131	61000	307	COMMUNICATION	202	230	28	5,710	4,124	3,425	-599	0	10,000	6,575	34%
131	61000	312	CONTRACTS - PRIVATE AGENCIES	195	50	-146	1,284	1,024	928	-96	77	5,500	4,495	18%
131	61000	320	DUES AND MEMBERSHIPS	550	0	-550	5,672	5,422	4,797	-625	0	5,500	703	87%
131	61000	322	EVALUATION AND TESTING	673	1,075	402	5,252	5,300	4,014	552	3,011	7,600	575	92%
131	61000	327	FREIGHT EXPENSES	176	0	-176	176	176	10	-166	0	1,000	990	1%
131	61000	328	JANITORIAL SERVICES	800	800	0	5,450	5,000	4,100	200	900	5,900	900	85%
131	61000	332	LEGAL NOTICES, RECORDING AND	0	0	0	162	47	0	-47	0	2,500	2,500	0%
131	61000	333	LICENSES	0	25	25	353	263	952	690	0	1,500	548	63%
131	61000	334	MAINTENANCE AGREEMENTS	3,915	4,021	106	13,858	13,722	9,637	-4,036	5,173	15,000	190	99%
131	61000	335	MAINTENANCE & REPAIR - BLDGS	0	0	0	2,968	0	0	0	0	2,000	2,000	0%
131	61000	337	MAINTENANCE & REPAIR - OFF E	0	0	0	0	0	0	0	0	200	200	0%
131	61000	347	PEST CONTROL	120	60	-60	660	800	540	0	260	800	0	100%
131	61000	348	POSTAL CHARGES	30	0	-30	89	89	116	27	0	150	34	77%
131	61000	349	PRINTING	0	0	0	315	115	463	348	0	1,000	538	46%
131	61000	350	INTERNET CONNECTIVITY	345	345	0	3,831	2,897	3,062	265	0	3,900	838	79%
131	61000	351	RENTALS	123	123	0	1,208	1,133	984	145	516	1,500	0	100%
131	61000	355	TRAVEL	1,145	722	-423	3,913	3,095	2,222	-872	0	5,000	2,778	44%
131	61000	356	REGISTRATION FEES	0	0	0	1,350	3,150	475	-275	0	1,000	525	48%
131	61000	399	OTHER CONTRACTED SERVICES	0	0	0	0	0	0	0	525	1,000	475	53%
131	61000	410	CUSTODIAL SUPPLIES	430	240	-190	730	730	667	-63	0	1,000	333	67%
131	61000	411	DATA PROCESSING SUPPLIES	0	103	103	890	906	241	-666	0	2,500	2,259	10%
131	61000	415	ELECTRICITY	376	303	-73	4,024	2,771	2,640	-131	0	5,500	2,860	48%

Fnd	Acct	Obj	Account Level Description	March 2021-22	March 2022-23	MONTHLY DIFFERENCE	2021-22 TOTAL EXP	2021-22 YTD	2022-23 YTD	YTD DIFFERENCE	2022-23 OPEN POS	2022-23 BUDGET	REMAINING BUDGET	% BUDGET USED
131			HIGHWAY FUND											
61000			ADMINISTRATION											
000			-											
131	61000	426	GENERAL CONSTRUCTION MATERIA	13	0	-13	736	732	178	-446	0	500	322	36%
131	61000	429	INSTRUCTIONAL MATERIALS	0	0	0	0	198	0	0	0	0	0	0%
131	61000	434	NATURAL GAS	332	250	-82	2,057	1,593	2,013	420	0	3,500	1,487	58%
131	61000	435	OFFICE SUPPLIES	805	0	-805	3,053	2,413	359	-1,883	0	2,850	2,491	13%
131	61000	454	WATER AND SEWER	63	63	0	706	442	606	164	0	2,000	1,394	30%
131	61000	499	OTH.SUPPLIES & MAT(SAFETY EQ	0	0	0	385	25	122	97	100	2,500	2,278	9%
131	61000	502	BUILDING AND CONTENTS INSURA	0	0	0	5,297	5,297	6,997	1,700	0	10,098	3,101	69%
131	61000	506	LIABILITY INSURANCE	0	0	0	13,231	13,231	13,058	-173	0	15,000	1,942	87%
131	61000	508	PREMIUMS ON CORPORATE SURETY	0	50	50	0	0	50	50	0	0	-50	0%
131	61000	510	TRUSTEE'S COMMISSION	11,297	11,863	566	133,480	120,499	123,616	3,118	0	133,000	9,384	93%
131	61000	511	VEHICLE AND EQUIPMENT INSURA	0	0	0	50,229	50,229	57,021	6,792	0	77,076	20,055	74%
131	61000	513	WORKMAN'S COMPENSATION INSUR	0	0	0	87,312	87,312	112,535	25,223	0	130,000	17,465	87%
131	61000	530	FINES, ASSESSMENTS, PENALTIE	0	0	0	0	0	29	29	0	50	21	58%
131	61000	599	OTHER CHARGES	0	0	0	0	0	0	0	0	52	52	0%
131	61000	709	DATA PROCESSING EQUIPMENT	26,991	2,495	-24,496	8,070	29,295	4,194	-24,821	0	5,600	1,406	75%
131	61000	---		88,567	74,008	-14,562	893,184	748,493	752,692	12,535	11,089	1,043,033	279,254	73%
131	61000	---		88,567	74,008	-14,562	893,184	748,493	752,692	12,535	11,089	1,043,033	279,254	73%
				=====	=====	=====	=====	=====	=====	=====	=====	=====	=====	=====
62000			HIGHWAY AND BRIDGE MAINTENANCE											
000			-											
131	62000	105	SUPERVISOR'DIRECTOR	5,806	8,710	2,903	75,746	55,022	54,598	-424	0	77,289	22,691	71%
131	62000	141	FOREMAN	17,261	26,410	9,149	225,171	163,565	175,891	12,326	0	230,259	54,368	76%
131	62000	144	EQUIPMENT OPERATORS ' HEAVY	20,765	41,090	20,325	294,157	211,075	243,825	32,751	0	444,051	200,226	55%
131	62000	145	EQUIPMENT OPERATORS ' LIGHT	11,794	11,604	-190	156,788	110,886	100,596	-10,290	0	241,735	141,139	42%
131	62000	147	TRUCK DRIVERS	21,762	42,131	20,369	321,112	227,104	280,974	53,870	0	386,260	105,286	73%
131	62000	149	LABORERS	16,686	35,714	19,028	244,571	175,240	207,402	32,162	0	340,532	133,130	61%
131	62000	169	PART'TIME PERSONNEL	0	0	0	0	0	0	0	0	3,900	3,900	0%
131	62000	187	OVERTIME PAY	0	14	14	848	439	225	-214	0	4,000	3,775	6%
131	62000	201	SOCIAL SECURITY	5,499	9,866	4,367	77,395	55,239	62,375	7,136	0	107,142	44,767	58%
131	62000	204	PENSIONS	8,841	18,706	9,865	121,170	85,625	121,510	35,884	0	207,882	86,372	58%
131	62000	205	EMPLOYEE AND DEPENDENT INSUR	35,203	40,815	5,612	456,202	344,022	360,650	16,628	0	562,700	202,050	64%
131	62000	212	EMPLOYER MEDICARE	1,286	2,307	1,021	18,101	12,919	14,588	1,669	0	25,060	10,472	58%
131	62000	299	OTHER FRINGE BENEFITS	0	0	0	0	0	0	0	0	300	300	0%

Fnd	Acct	Obj	Account Level Description	March 2021-22	March 2022-23	MONTHLY DIFFERENCE	2021-22 TOTAL EXP	2021-22 YTD	2022-23 YTD	YTD DIFFERENCE	2022-23 OPEN POS	2022-23 BUDGET	REMAINING BUDGET	% BUDGET USED
131			HIGHWAY FUND											
62000			HIGHWAY AND BRIDGE MAINTENANCE											
000			-											
131	62000	307	COMMUNICATION	403	346	-57	4,778	3,573	3,131	-442	0	9,100	5,969	34%
131	62000	312	CONTRACTS WITH PRIVATE AGENC	5,075	1,850	-3,225	12,823	13,323	6,883	910	1	50,000	43,116	14%
131	62000	321	ENGINEERING SERVICES	0	0	0	14,746	14,746	0	-11,246	0	15,000	15,000	0%
131	62000	327	FREIGHT EXPENSES	0	0	0	450	0	0	0	0	1,000	1,000	0%
131	62000	334	MAINTENANCE AGREEMENTS	0	0	0	145	0	0	0	0	0	0	0%
131	62000	335	MAINTENANCE AND REPAIR BLDG	0	0	0	1,689	1,689	0	-1,689	0	3,000	3,000	0%
131	62000	336	MAINTENANCE & REPAIR - EQUIP	118	0	-118	328	223	0	-223	0	5,000	5,000	0%
131	62000	350	INTERNET CONNECTIVITY	36	134	98	430	323	1,015	693	0	1,600	585	63%
131	62000	351	RENTALS	116	0	-116	775	775	303	-472	0	1,500	1,198	20%
131	62000	359	DISPOSAL FEES	0	0	0	589	0	0	0	250	1,000	750	25%
131	62000	361	PERMITS	500	0	-500	1,480	980	480	-500	0	2,000	1,520	24%
131	62000	408	CONCRETE	0	6,750	6,750	5,412	5,412	7,530	2,118	0	10,000	2,470	75%
131	62000	409	CRUSHED STONE	8,711	6,825	-1,886	48,286	50,220	19,456	-15,218	30,544	83,000	33,000	60%
131	62000	411	DATA PROCESSING SUPPLIES	0	0	0	0	0	0	0	0	1,500	1,500	0%
131	62000	412	DIESEL FUEL	10,859	12,545	1,686	87,749	99,571	118,622	62,162	14,976	150,000	16,402	89%
131	62000	415	ELECTRICITY	868	603	-265	8,311	5,694	5,785	91	0	10,500	4,715	55%
131	62000	417	EQUIPMENT PARTS' LIGHT	83	105	23	676	500	963	463	0	1,700	737	57%
131	62000	420	FERTILIZER	150	0	-150	2,065	2,067	842	-242	578	3,000	1,581	47%
131	62000	425	GASOLINE	16,152	12,096	-4,056	87,242	71,558	64,700	2,985	23,722	95,000	6,578	93%
131	62000	426	GENERAL CONSTRUCTION MATERIA	681	2,920	2,239	4,920	4,370	5,776	2,301	410	10,000	3,813	62%
131	62000	426	DISCOUNTS TAKEN	0	0	0	-3	-3	0	3	0	0	0	0%
131	62000	427	ICE	0	26	26	235	330	111	-49	189	400	100	75%
131	62000	436	OTHER ROAD MATERIALS - PAINT	35,422	0	-35,422	79,100	59,000	0	-53,132	50,000	80,000	30,000	63%
131	62000	440	PIPE - METAL	0	0	0	24,228	23,588	21,738	21,601	908	31,500	8,855	72%
131	62000	444	SALT	0	0	0	25,928	60,000	8,841	-17,087	21,159	62,000	32,000	48%
131	62000	446	SMALL TOOLS	147	85	-62	694	350	218	-131	78	1,500	1,204	20%
131	62000	451	UNIFORMS	7,080	0	-7,080	12,130	12,130	65	-9,951	185	1,000	750	25%
131	62000	454	WATER AND SEWER	167	98	-69	1,556	970	803	-167	0	1,700	897	47%
131	62000	467	FENCING	0	0	0	965	440	0	-440	0	1,500	1,500	0%
131	62000	468	CHEMICALS	0	0	0	0	0	0	0	0	8,000	8,000	0%
131	62000	499	OTHER SUPPLIES AND MATERIALS	0	0	0	8,379	413	1,208	795	0	5,000	3,792	24%
131	62000	---		231,471	281,750	50,279	2,427,367	1,873,378	1,891,104	164,631	143,000	3,277,610	1,243,508	62%
131	62000	---		231,471	281,750	50,279	2,427,367	1,873,378	1,891,104	164,631	143,000	3,277,610	1,243,508	62%

Fnd	Acct	Obj	Account Level Description	March 2021-22	March 2022-23	MONTHLY DIFFERENCE	2021-22 TOTAL EXP	2021-22 YTD	2022-23 YTD	YTD DIFFERENCE	2022-23 OPEN POS	2022-23 BUDGET	REMAINING BUDGET	% BUDGET USED
131			HIGHWAY FUND											
63100			OPERATION AND MAINTENANCE OF E											
000			-											
131	63100	132	MATERIALS SUPERVISOR	3,720	5,503	1,783	48,535	35,286	37,200	1,914	0	49,517	12,317	75%
131	63100	141	FOREMAN	12,869	17,320	4,451	167,884	121,984	128,910	6,926	0	172,897	43,987	75%
131	63100	142	MECHANICS	9,878	11,165	1,286	130,856	92,989	75,253	-17,736	0	168,230	92,977	45%
131	63100	187	OVERTIME PAY	0	0	0	0	0	0	0	0	3,000	3,000	0%
131	63100	201	SOCIAL SECURITY	1,549	2,049	500	20,486	14,751	14,267	-484	0	24,407	10,140	58%
131	63100	204	PENSIONS	2,544	3,617	1,073	33,490	24,050	26,954	2,903	0	47,358	20,404	57%
131	63100	205	EMPLOYEE AND DEPENDENT INSUR	7,296	4,620	-2,676	89,276	67,387	53,926	-13,461	0	94,600	40,674	57%
131	63100	212	EMPLOYER MEDICARE	362	479	117	4,791	3,450	3,337	-113	0	5,710	2,373	58%
131	63100	307	COMMUNICATION	126	177	51	1,509	1,136	1,161	25	0	4,000	2,839	29%
131	63100	322	EVALUATION AND TESTING	0	0	0	0	0	0	0	0	1,000	1,000	0%
131	63100	327	FREIGHT EXPENSES	387	638	251	5,182	3,440	2,808	-558	175	9,000	6,018	33%
131	63100	327	DISCOUNTS TAKEN	0	0	0	0	0	25	25	0	0	-25	0%
131	63100	334	MAINTENANCE AGREEMENTS	0	30	30	4,836	4,836	3,088	-1,748	232	3,200	-120	104%
131	63100	335	MAINTENANCE & REPAIR - BLDGS	0	0	0	6,506	500	0	0	0	500	500	0%
131	63100	336	MAINTENANCE & REPAIR - EQUIP	1,652	1,615	-37	25,529	23,644	25,609	3,099	1,161	39,000	12,230	69%
131	63100	338	MAINTENANCE & REPAIR - VEHIC	4,385	564	-3,821	23,354	18,714	10,027	-7,762	670	31,500	20,803	34%
131	63100	350	INTERNET CONNECTIVITY	36	53	17	475	368	424	57	0	600	176	71%
131	63100	351	RENTALS	0	0	0	345	460	95	-250	105	3,500	3,300	6%
131	63100	353	TOW'IN SERVICES	0	0	0	1,150	1,800	124	-1,026	376	2,000	1,500	25%
131	63100	359	DISPOSAL FEES	0	0	0	0	0	0	0	0	1,500	1,500	0%
131	63100	399	OTHER CONTRACTED SERVICES	0	0	0	0	0	0	0	0	2,000	2,000	0%
131	63100	410	CUSTODIAL SUPPLIES	834	1,581	747	6,096	4,171	2,705	-1,466	0	6,200	3,495	44%
131	63100	415	ELECTRICITY	612	792	180	6,229	4,393	4,941	548	0	9,000	4,059	55%
131	63100	416	EQUIPMENT PARTS - HEAVY	11,165	14,792	3,627	83,109	59,736	66,855	9,156	2,660	83,400	13,884	83%
131	63100	416	DISCOUNTS TAKEN	0	0	0	-7	-7	0	7	0	0	0	0%
131	63100	417	EQUIPMENT PARTS - LIGHT	5,168	6,742	1,574	80,936	73,426	51,957	-19,266	3,974	83,400	27,470	67%
131	63100	417	DISCOUNTS TAKEN	0	0	0	-47	-47	-9	38	0	0	9	0%
131	63100	418	EQUIPMENT PARTS - OTHER	-4	0	4	7,089	5,893	77	-5,815	0	200	123	39%
131	63100	424	GARAGE SUPPLIES	2,023	3,688	1,666	17,520	13,765	20,574	7,516	2,144	23,300	582	98%
131	63100	424	DISCOUNTS TAKEN	-1	0	1	-5	-5	-2	2	0	0	2	0%
131	63100	426	GENERAL CONSTRUCTION MATERIA	0	372	372	2,925	2,685	3,341	2,026	0	7,000	3,659	48%
131	63100	433	LUBRICANTS	1,151	3,447	2,296	17,593	15,164	17,345	3,348	4,733	25,000	2,922	88%
131	63100	433	DISCOUNTS TAKEN	0	0	0	-3	-3	0	3	0	0	0	0%
131	63100	435	OFFICE SUPPLIES (GARAGE)	0	0	0	1,449	131	154	23	0	1,200	1,046	13%
131	63100	440	PIPE - METAL	0	0	0	586	586	1,462	877	0	3,000	1,538	49%
131	63100	442	PROPANE GAS	2,002	1,053	-949	10,487	10,000	7,436	-610	2,564	12,000	2,000	83%

Fnd	Acct	Obj	Account Level Description	March 2021-22	March 2022-23	MONTHLY DIFFERENCE	2021-22 TOTAL EXP	2021-22 YTD	2022-23 YTD	YTD DIFFERENCE	2022-23 OPEN POS	2022-23 BUDGET	REMAINING BUDGET	% BUDGET USED
131			HIGHWAY FUND											
63100			OPERATION AND MAINTENANCE OF E											
000			-											
131	63100	446	SMALL TOOLS	302	555	253	2,077	1,766	1,422	-314	22	4,500	3,056	32%
131	63100	446	DISCOUNTS TAKEN	0	0	0	0	0	0	0	0	0	0	0%
131	63100	450	TIRES AND TUBES	37	664	627	39,668	32,257	22,307	-9,950	0	55,000	32,693	41%
131	63100	453	VEHICLE PARTS	0	0	0	2,471	0	43	43	0	500	457	9%
131	63100	499	OTHER SUPPLIES AND MATERIALS	155	0	-155	1,471	1,311	353	-958	0	400	47	88%
131	63100	707	BUILDING IMPROVEMENTS	0	0	0	0	0	10,590	10,590	0	10,600	10	100%
131	63100	---		68,248	81,516	13,268	843,848	640,017	594,759	-32,391	18,816	988,219	374,645	62%
131	63100	---		68,248	81,516	13,268	843,848	640,017	594,759	-32,391	18,816	988,219	374,645	62%
=====														
63500			ASPHALT PLANT OPERATIONS											
000			-											
131	63500	141	FOREMAN	7,880	11,950	4,070	102,796	74,672	89,684	15,012	0	114,041	24,357	79%
131	63500	143	EQUIPMENT OPERATORS	20,844	28,296	7,452	285,296	211,629	204,191	-7,438	0	314,614	110,423	65%
131	63500	147	TRUCK DRIVERS	33,871	56,643	22,772	467,001	318,823	375,014	56,191	0	546,838	171,824	69%
131	63500	149	LABORERS	11,557	24,293	12,736	168,157	108,817	150,476	41,659	0	229,014	78,538	66%
131	63500	187	OVERTIME PAY	0	0	0	34	0	191	191	0	2,000	1,809	10%
131	63500	189	OTHER SALARIES & WAGES	0	0	0	0	0	0	0	0	3,000	3,000	0%
131	63500	201	SOCIAL SECURITY	4,276	7,226	2,949	59,619	41,477	47,888	6,412	0	75,003	27,115	64%
131	63500	204	PENSIONS	7,047	13,279	6,232	94,214	65,915	92,448	26,533	0	145,508	53,060	64%
131	63500	205	EMPLOYEE AND DEPENDENT INSUR	27,991	25,146	-2,845	347,556	261,752	252,303	-9,449	0	362,800	110,497	70%
131	63500	212	EMPLOYER MEDICARE	1,000	1,690	690	13,943	9,700	11,200	1,500	0	17,541	6,341	64%
131	63500	307	COMMUNICATION	84	112	28	1,048	799	773	-26	0	3,400	2,627	23%
131	63500	312	CONTRACTS - PRIVATE AGENCIES	0	0	0	1,473	2,800	2,421	2,055	4,329	6,750	0	100%
131	63500	327	FREIGHT EXPENSES	205	20	-185	20,736	26,295	13,607	-1,705	12,296	30,000	4,097	86%
131	63500	327	DISCOUNTS TAKEN	-2	0	2	-4	-2	0	2	0	0	0	0%
131	63500	333	LICENSES	0	0	0	590	540	0	-540	0	550	550	0%
131	63500	336	MAINTENANCE & REPAIR - EQUIP	0	0	0	1,623	0	0	0	0	5,000	5,000	0%
131	63500	350	INTERNET CONNECTIVITY	36	49	13	394	287	336	49	0	600	264	56%
131	63500	351	RENTALS	0	0	0	0	0	0	0	100	1,000	900	10%
131	63500	361	PERMITS	0	0	0	475	475	475	0	0	475	0	100%
131	63500	399	OTHER CONTRACTED SERVICES(ST	0	0	0	0	0	0	0	0	4,000	4,000	0%
131	63500	404	ASPHALT ' HOT MIX	0	0	0	914,553	799,313	747,211	65,321	52,637	1,150,000	350,153	70%
131	63500	404	ASPH - HOT MIX/DISCOUNTS TAK	0	0	0	-8,992	-260	-7,329	-663	2,632	0	4,697	0%

Fnd	Acct	Obj	Account Level Description	March 2021-22	March 2022-23	MONTHLY DIFFERENCE	2021-22 TOTAL EXP	2021-22 YTD	2022-23 YTD	YTD DIFFERENCE	2022-23 OPEN POS	2022-23 BUDGET	REMAINING BUDGET	% BUDGET USED
131			HIGHWAY FUND											
63500			ASPHALT PLANT OPERATIONS											
000			-											
131	63500	405	ASPHALT ' LIQUID	0	0	0	71,884	60,000	0	-35,033	60,000	65,000	5,000	92%
131	63500	409	CRUSHED STONE	3,823	-1,265	-5,088	247,596	295,477	159,380	-53,724	60,620	330,000	110,000	67%
131	63500	412	DIESEL FUEL	0	0	0	157,865	200,000	84,386	-20,769	14,293	250,000	151,321	39%
131	63500	415	ELECTRICITY	982	1,018	36	43,763	29,478	25,833	-3,645	0	55,000	29,167	47%
131	63500	418	EQUIPMENT AND MACHINERY PART	2,262	594	-1,668	16,586	13,488	4,398	-8,307	0	9,000	4,602	49%
131	63500	418	DISCOUNTS TAKEN	-7	0	7	-24	-13	0	13	0	0	0	0%
131	63500	423	FUEL OIL	0	0	0	56,580	50,000	33,990	-5,430	16,010	80,000	30,000	63%
131	63500	426	GENERAL CONSTRUCTION MATERIA	36	1,187	1,151	989	599	1,846	1,294	1,725	4,800	1,229	74%
131	63500	433	LUBRICANTS	495	0	-495	1,582	1,582	1,475	-107	0	1,500	25	98%
131	63500	434	NATURAL GAS	84	81	-4	707	506	603	97	0	1,700	1,097	35%
131	63500	445	SAND	0	0	0	35,119	64,000	1,130	-33,989	28,870	59,000	29,000	51%
131	63500	454	WATER AND SEWER	113	94	-19	1,171	791	1,016	225	0	1,300	284	78%
131	63500	499	OTHER SUPPLIES AND MATERIALS	80	82	2	480	400	492	92	0	800	308	62%
131	63500	599	OTHER CHARGES	0	0	0	0	0	0	0	0	500	500	0%
131	63500	703	ASPHALT PLANT EQUIPMENT	5,141	0	-5,141	15,512	5,141	13,404	8,262	5,110	53,000	34,486	35%
131	63500	707	BUILDING IMPROVEMENTS	0	0	0	0	0	0	0	0	5,000	5,000	0%
131	63500	---		127,798	170,495	42,695	3,120,322	2,644,481	2,308,842	44,083	258,622	3,928,734	1,361,271	65%
131	63500	---		127,798	170,495	42,695	3,120,322	2,644,481	2,308,842	44,083	258,622	3,928,734	1,361,271	65%
=====														
63600			TRAFFIC CONTROL											
000			-											
131	63600	132	MATERIALS SUPERVISOR	3,157	5,002	1,845	40,858	29,279	33,295	4,016	0	43,784	10,489	76%
131	63600	149	LABORERS	0	0	0	11,304	6,428	6,233	-195	0	32,032	25,799	19%
131	63600	187	OVERTIME PAY	0	0	0	0	0	0	0	0	1,000	1,000	0%
131	63600	201	SOCIAL SECURITY	181	295	113	3,060	2,084	2,313	229	0	4,746	2,433	49%
131	63600	204	PENSIONS	303	602	298	3,962	2,814	4,005	1,192	0	9,209	5,204	43%
131	63600	205	EMPLOYEE AND DEPENDENT INSUR	1,643	1,774	131	19,712	14,784	15,967	1,183	0	21,300	5,333	75%
131	63600	212	EMPLOYER MEDICARE	42	69	27	716	487	541	53	0	1,110	569	49%
131	63600	327	FREIGHT EXPENSES	0	30	30	306	306	48	-259	0	700	652	7%
131	63600	443	ROAD SIGNS	0	4,706	4,706	15,626	10,784	4,882	-5,902	8,580	14,500	1,037	93%
131	63600	446	SMALL TOOLS	86	0	-86	86	86	0	-86	0	1,000	1,000	0%
131	63600	468	CHEMICALS	0	0	0	1,388	1,388	0	-1,388	0	5,000	5,000	0%
131	63600	499	OTHER SUPPLIES AND MATERIALS	0	0	0	89	89	0	0	0	0	0	0%

Fnd	Acct	Obj	Account Level Description	March 2021-22	March 2022-23	MONTHLY DIFFERENCE	2021-22 TOTAL EXP	2021-22 YTD	2022-23 YTD	YTD DIFFERENCE	2022-23 OPEN POS	2022-23 BUDGET	REMAINING BUDGET	% BUDGET USED
131			HIGHWAY FUND											
63600			TRAFFIC CONTROL											
000			-											
<hr/>														
131	63600	---		5,412	12,478	7,064	97,107	68,529	67,284	-1,157	8,580	134,381	58,516	56%
131	63600	---		5,412	12,478	7,064	97,107	68,529	67,284	-1,157	8,580	134,381	58,516	56%
<hr/>														
=====														
68000			CAPITAL OUTLAY											
000			-											
131	68000	327	FREIGHT EXPENSES	0	0	0	0	0	0	0	0	500	500	0%
131	68000	705	BRIDGE CONSTRUCTION	0	0	0	94,136	139,136	0	-51,561	0	385,000	385,000	0%
131	68000	706	BUILDING CONSTRUCTION	0	0	0	31,104	31,104	0	-31,104	0	40,000	40,000	0%
131	68000	713	HIGHWAY CONSTRUCTION	0	0	0	0	0	0	0	178,421	185,621	7,200	96%
131	68000	714	HIGHWAY EQUIPMENT	0	137,953	137,953	475,169	475,169	137,953	16,953	0	190,000	52,047	73%
131	68000	718	MOTOR VEHICLES	0	0	0	1,489,400	1,744,756	74,000	-202,896	0	100,000	26,000	74%
131	68000	723	RIGHT' OF' WAY	0	0	0	0	0	0	0	0	10,000	10,000	0%
131	68000	790	OTHER EQUIPMENT	0	0	0	30,780	30,780	0	-30,780	0	50,830	50,830	0%
131	68000	---		0	137,953	137,953	2,120,589	2,420,945	211,953	-299,388	178,421	961,951	571,577	41%
<hr/>														
604			TOMMY CAMPBELL RD BRIDGE											
131	68000	705	BRIDGE CONSTR - TOMMY CAMPBE	0	0	0	45,000	0	0	0	0	1,946,500	1,946,500	0%
131	68000	723	RIGHT OF WAY - TOMMY CAMPBEL	0	0	0	8,500	0	0	0	0	0	0	0%
131	68000	---		0	0	0	53,500	0	0	0	0	1,946,500	1,946,500	0%
<hr/>														
605			GARLAND RD BRIDGE											
131	68000	705	BRIDGE CONSTR - GARLAND RD	0	0	0	858,621	0	0	0	0	0	0	0%
131	68000	---		0	0	0	858,621	0	0	0	0	0	0	0%
131	68000	---		0	137,953	137,953	3,032,710	2,420,945	211,953	-299,388	178,421	2,908,451	2,518,077	13%
<hr/>														
131	-----	---		521,496	758,200	236,697	10,414,538	8,395,843	5,826,634	-111,687	618,528	12,280,428	5,835,271	52%
<hr/>														
=====														

Fnd	Acct	Obj	Account Level Description	March 2021-22	March 2022-23	MONTHLY DIFFERENCE	2021-22 TOTAL EXP	2021-22 YTD	2022-23 YTD	YTD DIFFERENCE	2022-23 OPEN POS	2022-23 BUDGET	REMAINING BUDGET	% BUDGET USED
151			GENERAL DEBT SERVICE FUND											
82110			GENERAL GOVERNMENT - PRINCIPAL											
000			-											
151	82110	601	PRINCIPAL ON BONDS	0	0	0	1,310,000	0	0	0	0	1,375,000	1,375,000	0%
151	82110	602	PRINCIPAL ON NOTES	0	0	0	320,000	320,000	0	-320,000	0	0	0	0%
151	82110	---		0	0	0	1,630,000	320,000	0	-320,000	0	1,375,000	1,375,000	0%
151	82110	---		0	0	0	1,630,000	320,000	0	-320,000	0	1,375,000	1,375,000	0%
82120			HIGHWAYS AND STREETS - PRINCIP											
000			-											
151	82120	602	PRINCIPAL ON NOTES	0	0	0	954,547	954,547	0	-954,547	0	0	0	0%
151	82120	---		0	0	0	954,547	954,547	0	-954,547	0	0	0	0%
151	82120	---		0	0	0	954,547	954,547	0	-954,547	0	0	0	0%
82130			EDUCATION - PRINCIPAL											
000			-											
151	82130	601	PRINCIPAL ON BONDS	625,000	655,000	30,000	6,280,000	1,090,000	655,000	-435,000	0	6,055,000	5,400,000	11%
151	82130	602	PRINCIPAL ON NOTES	0	0	0	375,453	375,453	0	-375,453	0	0	0	0%
151	82130	---		625,000	655,000	30,000	6,655,453	1,465,453	655,000	-810,453	0	6,055,000	5,400,000	11%
151	82130	---		625,000	655,000	30,000	6,655,453	1,465,453	655,000	-810,453	0	6,055,000	5,400,000	11%
82210			GENERAL GOVERNMENT - INTEREST											
000			-											
151	82210	603	INTEREST ON BONDS	0	0	0	1,050,368	525,184	497,459	-27,725	0	994,918	497,459	50%
151	82210	604	INTEREST ON NOTES	0	0	0	5,777	5,777	0	-5,777	0	0	0	0%
151	82210	---		0	0	0	1,056,145	530,961	497,459	-33,502	0	994,918	497,459	50%
151	82210	---		0	0	0	1,056,145	530,961	497,459	-33,502	0	994,918	497,459	50%

Account Level		March	March	MONTHLY	2021-22	2021-22	2022-23	YTD	2022-23	2022-23	REMAINING	% BUDGET		
Fnd	Acct	Obj	Description	2021-22	2022-23	DIFFERENCE	TOTAL EXP	YTD	YTD	DIFFERENCE	OPEN POS	BUDGET	BUDGET	USED
151			GENERAL DEBT SERVICE FUND											
82220			HIGHWAYS AND STREETS - INTERE											
000			-											
151	82220	604	INTEREST ON NOTES	0	0	0	18,392	18,392	0	-18,392	0	0	0	0%
151	82220	---		0	0	0	18,392	18,392	0	-18,392	0	0	0	0%
151	82220	---		0	0	0	18,392	18,392	0	-18,392	0	0	0	0%
=====														
82230			EDUCATION - INTEREST											
000			-											
151	82230	603	INTEREST ON BONDS	23,771	13,100	-10,671	4,073,530	2,066,325	1,925,080	-141,245	0	3,823,960	1,898,880	50%
151	82230	604	INTEREST ON NOTES	0	0	0	7,325	7,325	0	-7,325	0	0	0	0%
151	82230	---		23,771	13,100	-10,671	4,080,855	2,073,650	1,925,080	-148,570	0	3,823,960	1,898,880	50%
151	82230	---		23,771	13,100	-10,671	4,080,855	2,073,650	1,925,080	-148,570	0	3,823,960	1,898,880	50%
=====														
82310			GENERAL GOVERNMENT - OTHER DS											
000			-											
151	82310	510	TRUSTEE'S COMMISSION	23,194	24,809	1,616	265,216	253,813	262,891	9,078	0	275,000	12,109	96%
151	82310	699	OTHER DEBT SERVICE	0	0	0	5,760	5,760	3,367	-2,393	0	6,500	3,133	52%
151	82310	---		23,194	24,809	1,616	270,976	259,573	266,258	6,685	0	281,500	15,242	95%
151	82310	---		23,194	24,809	1,616	270,976	259,573	266,258	6,685	0	281,500	15,242	95%
=====														
99100			TRANSFERS OUT											
000			-											
151	99100	590	TRANSFERS TO OTHER FUNDS	0	0	0	0	0	0	0	0	2,500,000	2,500,000	0%
151	99100	---		0	0	0	0	0	0	0	0	2,500,000	2,500,000	0%
151	99100	---		0	0	0	0	0	0	0	0	2,500,000	2,500,000	0%
=====														
151	-----	---		671,965	692,909	20,945	14,666,368	5,622,576	3,343,797	-2,278,779	0	15,030,378	11,686,581	22%
=====														

Account Level		March	March	MONTHLY	2021-22	2021-22	2022-23	YTD	2022-23	2022-23	REMAINING	% BUDGET		
Fnd	Acct	Obj	Description	2021-22	2022-23	DIFFERENCE	TOTAL EXP	YTD	YTD	DIFFERENCE	OPEN POS	BUDGET	BUDGET	USED
152			RURAL DEBT SERVICE											
82130			EDUCATION - PRINCIPAL											
000			-											
152	82130	601	PRINCIPAL ON BONDS	0	0	0	1,195,000	1,195,000	0	-1,195,000	0	0	0	0%
152	82130	602	PRINCIPAL ON NOTES	0	0	0	0	0	0	0	0	300,718	300,718	0%
152	82130	612	PRINCIPAL ON OTHER LOANS	0	27,338	27,338	0	0	246,042	246,042	0	0	-246,042	0%
152	82130	613	INTERST ON OTHER LOANS	0	0	0	0	0	2,709	2,709	0	0	-2,709	0%
152	82130	---		0	27,338	27,338	1,195,000	1,195,000	248,751	-946,249	0	300,718	51,967	83%
152	82130	---		0	27,338	27,338	1,195,000	1,195,000	248,751	-946,249	0	300,718	51,967	83%
=====														
82230			EDUCATION - INTEREST											
000			-											
152	82230	603	INTEREST ON BONDS	0	0	0	24,570	24,570	0	-24,570	0	0	0	0%
152	82230	604	INTEREST ON NOTES	0	0	0	0	0	0	0	0	9,933	9,933	0%
152	82230	613	INTERST ON OTHER LOANS	0	903	903	0	0	5,418	5,418	0	0	-5,418	0%
152	82230	---		0	903	903	24,570	24,570	5,418	-19,152	0	9,933	4,515	55%
152	82230	---		0	903	903	24,570	24,570	5,418	-19,152	0	9,933	4,515	55%
=====														
152	-----	---		0	28,241	28,241	1,219,570	1,219,570	254,169	-965,401	0	310,651	56,482	82%
=====														

Fnd	Acct	Obj	Account Level Description	March 2021-22	March 2022-23	MONTHLY DIFFERENCE	2021-22 TOTAL EXP	2021-22 YTD	2022-23 YTD	YTD DIFFERENCE	2022-23 OPEN POS	2022-23 BUDGET	REMAINING BUDGET	% BUDGET USED
171			GENERAL CAPITAL PROJECTS FUND											
91110			GENERAL ADMINISTRATION PROJECT											
000			-											
171	91110	510	TRUSTEE'S COMMISSION	1,939	2,015	76	27,303	20,711	21,433	722	0	33,000	11,567	65%
171	91110	707	BUILDING IMPROVEMENTS	6,133	0	-6,133	110,001	10,000	0	-6,133	99,200	1,215,000	1,115,800	8%
171	91110	709	DATA PROCESSING EQUIPMENT	0	0	0	133,057	133,057	127,039	-6,018	0	152,000	24,961	84%
171	91110	799	OTHER CAPITAL OUTLAY	0	0	0	0	0	0	0	0	22,000	22,000	0%
171	91110	---		8,072	2,015	-6,057	270,361	163,768	148,472	-11,429	99,200	1,422,000	1,174,328	17%
108			ELECTION COMM SPACE RENO/NEW											
171	91110	706	ELECTION COMMISSION BUILDING	0	18,798	18,798	0	0	43,283	43,283	35,943	300,000	220,774	26%
171	91110	799	ELECTION SPACE RENOVATION	0	0	0	11,466	966	0	-966	0	0	0	0%
171	91110	---		0	18,798	18,798	11,466	966	43,283	42,317	35,943	300,000	220,774	26%
171	91110	---		8,072	20,813	12,741	281,827	164,734	191,755	30,888	135,143	1,722,000	1,395,102	19%
91130			PUBLIC SAFETY PROJECTS											
000			-											
171	91130	707	BUILDING IMPROVEMENTS	432,202	7,130	-425,073	2,286,825	2,286,825	36,741	-1,048,519	17,965	109,000	54,294	50%
171	91130	708	PUB SAFETY - COMMUNICATIONS	0	0	0	99,985	0	0	0	0	0	0	0%
171	91130	709	DATA PROCESSING EQUIPMENT	0	26,600	26,600	179,899	179,899	29,022	-150,877	5,943	59,000	24,035	59%
171	91130	710	FOOD SERVICE EQUIPMENT	0	8,145	8,145	0	0	11,470	11,470	11,095	82,000	59,435	28%
171	91130	711	FURNITURE AND FIXTURES	0	0	0	0	0	0	0	0	11,000	11,000	0%
171	91130	716	LAW ENFORCEMENT EQUIP	0	0	0	423,335	0	0	0	0	0	0	0%
171	91130	799	OTHER CAPITAL OUTLAY	60,000	0	-60,000	283,560	283,560	0	-184,082	29,900	101,200	71,300	30%
171	91130	---		492,202	41,875	-450,328	3,273,604	2,750,284	77,233	-1,372,008	64,903	362,200	220,064	39%
171	91130	---		492,202	41,875	-450,328	3,273,604	2,750,284	77,233	-1,372,008	64,903	362,200	220,064	39%

Account Level		March	March	MONTHLY	2021-22	2021-22	2022-23	YTD	2022-23	2022-23	REMAINING	% BUDGET		
Fnd	Acct	Obj	Description	2021-22	2022-23	DIFFERENCE	TOTAL EXP	YTD	YTD	DIFFERENCE	OPEN POS	BUDGET	USED	
171			GENERAL CAPITAL PROJECTS FUND											
91140			PUBLIC HEALTH AND WELFARE PROJ											
000			-											
171	91140	707	BUILDING IMPROVEMENTS	0	0	0	174,282	119,282	0	-9,250	0	0	0%	
171	91140	707	HEALTH DEPT RENOVATIONS	0	488	488	0	0	9,488	9,488	0	40,000	30,513	24%
171	91140	799	OTHER CAPITAL OUTLAY	10,000	0	-10,000	261,558	271,558	0	-239,939	458,362	458,400	38	100%
171	91140	---		10,000	488	-9,512	435,840	390,840	9,488	-239,701	458,362	498,400	30,551	94%
834			HEALTH AWNING/DRIVE THRU GRANT											
171	91140	707	IMMUNIZATON AWNING/STORAGE B	0	0	0	0	0	0	0	0	1,100,000	1,100,000	0%
171	91140	---		0	0	0	0	0	0	0	0	1,100,000	1,100,000	0%
836			TDOH - ARPA CAPITAL GRANT 2023											
171	91140	707	BLDG IMPRVMENTS - TDOH ARPA	0	0	0	0	0	0	0	0	450,000	450,000	0%
171	91140	---		0	0	0	0	0	0	0	0	450,000	450,000	0%
171	91140	---		10,000	488	-9,512	435,840	390,840	9,488	-239,701	458,362	2,048,400	1,580,551	23%
91150			SOCIAL, CULTURAL AND RECREATIO											
000			-											
171	91150	724	BOONES CREEK ATHLETIC FIELDS	10,000	230,935	220,935	105,092	105,092	375,560	270,468	4,887,505	5,299,745	36,680	99%
171	91150	---		10,000	230,935	220,935	105,092	105,092	375,560	270,468	4,887,505	5,299,745	36,680	99%
171	91150	---		10,000	230,935	220,935	105,092	105,092	375,560	270,468	4,887,505	5,299,745	36,680	99%
95900			CAP PROJ - DONATED TO OTHERS											
601			KNOB CREEK RD OVERPASS											
171	95900	723	KNOB CREEK ROAD IMPROVEMENTS	0	0	0	4,700	0	0	0	0	0	0	0%
171	95900	---		0	0	0	4,700	0	0	0	0	0	0	0%
171	95900	---		0	0	0	4,700	0	0	0	0	0	0	0%

Fnd	Acct	Obj	Account Level Description	March 2021-22	March 2022-23	MONTHLY DIFFERENCE	2021-22 TOTAL EXP	2021-22 YTD	2022-23 YTD	YTD DIFFERENCE	2022-23 OPEN POS	2022-23 BUDGET	REMAINING BUDGET	% BUDGET USED
171			GENERAL CAPITAL PROJECTS FUND											
95900			CAP PROJ - DONATED TO OTHERS											
000			-											
171	-----	---		520,274	294,111	-226,164	4,101,063	3,410,950	654,036	-1,310,353	5,545,913	9,432,345	3,232,397	66%

Account Level		March	March	MONTHLY	2021-22	2021-22	2022-23	YTD	2022-23	2022-23	REMAINING	% BUDGET		
Fnd	Acct	Obj	Description	2021-22	2022-23	DIFFERENCE	TOTAL EXP	YTD	YTD	DIFFERENCE	OPEN POS	BUDGET	BUDGET	USED
177			EDUCATION CAPITAL PROJECTS											
91300			EDUCATION CAPITAL PROJECTS											
000			-											
177	91300	510	TRUSTEE'S COMMISSION	10,589	11,364	775	120,430	116,326	120,575	4,249	0	224,000	103,425	54%
177	91300	707	BUILDING IMPR - GENERAL	0	64,500	64,500	0	0	64,500	64,500	1,635,500	2,932,000	1,232,000	58%
177	91300	707	BUILDING IMPR - DBHS	0	0	0	0	0	0	0	0	2,683,000	2,683,000	0%
177	91300	707	BUILDING IMPR - DCHS	0	0	0	0	0	0	0	0	2,425,000	2,425,000	0%
177	91300	790	OTHER CAP EQUIP (UNASSIGNED)	0	0	0	524,009	520,409	0	0	0	0	0	0%
177	91300	799	OTHER CAP OUTLAY (LAMAR)	0	0	0	0	0	0	0	151,528	152,000	472	100%
177	91300	799	OTHER CAP OUTLAY (DBHS)	0	0	0	808,351	288,762	0	0	0	0	0	0%
177	91300	799	OTHER CAP OUTLAY (DCHS)	0	0	0	815,390	291,837	0	0	0	0	0	0%
177	91300	799	OTHER CAP OUTLAY (GRAY)	0	0	0	165,000	0	0	0	0	0	0	0%
177	91300	---		10,589	75,864	65,275	2,433,180	1,217,334	185,075	68,749	1,787,028	8,416,000	6,443,897	23%
106			BOE EESI LIGHTING UPGRADE 2022											
177	91300	707	BOE EESI LIGHTING UPGRADE 20	645,225	0	-645,225	2,330,738	2,327,736	0	-1,730,824	0	0	0	0%
177	91300	---		645,225	0	-645,225	2,330,738	2,327,736	0	-1,730,824	0	0	0	0%
177	91300	---		655,814	75,864	-579,950	4,763,918	3,545,070	185,075	-1,662,075	1,787,028	8,416,000	6,443,897	23%
95100			CAP PROJ - DONATED TO SCHOOLS											
000			-											
177	95100	709	SCHOOL TECHNOLOGY EQUIPMENT	0	0	0	639,961	639,961	639,760	-201	0	640,000	240	100%
177	95100	729	SCHOOL BUSES	0	0	0	946,000	984,667	0	0	0	515,496	515,496	0%
177	95100	---		0	0	0	1,585,961	1,624,628	639,760	-201	0	1,155,496	515,736	55%
177	95100	---		0	0	0	1,585,961	1,624,628	639,760	-201	0	1,155,496	515,736	55%
99100			TRANSFERS OUT											
000			-											
177	99100	590	TRANSFERS TO OTHER FUNDS	0	0	0	0	0	1,000,000	1,000,000	0	1,000,000	0	100%
177	99100	---		0	0	0	0	0	1,000,000	1,000,000	0	1,000,000	0	100%

Fnd	Acct	Obj	Account Level Description	March 2021-22	March 2022-23	MONTHLY DIFFERENCE	2021-22 TOTAL EXP	2021-22 YTD	2022-23 YTD	YTD DIFFERENCE	2022-23 OPEN POS	2022-23 BUDGET	REMAINING BUDGET	% BUDGET USED
177			EDUCATION CAPITAL PROJECTS											
99100			TRANSFERS OUT											
000			-											
177	99100	---		0	0	0	0	0	1,000,000	1,000,000	0	1,000,000	0	100%
177	-----	---		655,814	75,864	-579,950	6,349,879	5,169,698	1,824,835	-662,276	1,787,028	10,571,496	6,959,633	34%

Fnd	Acct	Obj	Account Level Description	March 2021-22	March 2022-23	MONTHLY DIFFERENCE	2021-22 TOTAL EXP	2021-22 YTD	2022-23 YTD	YTD DIFFERENCE	2022-23 OPEN POS	2022-23 BUDGET	REMAINING BUDGET	% BUDGET USED
263			SELF-INSURANCE FUND											
58600			EMPLOYEE BENEFITS											
000			-											
263	58600	202	ADMINISTRATIVE FEES	24,187	478	-23,709	325,971	251,213	252,636	1,424	0	225,124	-27,512	112%
263	58600	202	STOP LOSS & VISION PREMIUMS	29,808	33,575	3,767	249,652	245,985	297,466	51,481	0	424,527	127,061	70%
263	58600	307	COMMUNICATIONS	70	67	-3	1,153	945	616	-329	0	0	-616	0%
263	58600	308	CONSULTANTS	5,833	2,917	-2,917	35,000	26,250	23,333	-2,917	0	35,000	11,667	67%
263	58600	312	CONTRACTS WITH PRIVATE AGENC	0	9,242	9,242	0	0	18,485	18,485	0	0	-18,485	0%
263	58600	312	CLINIC STAFFING CHARGES	12,632	16,575	3,943	165,444	105,108	131,128	26,020	0	175,000	43,872	75%
263	58600	312	CLINIC MEDICATIONS	6,951	10,769	3,818	101,455	69,611	89,495	19,883	0	120,000	30,505	75%
263	58600	312	CLINIC LAB CHARGES	141	2,809	2,668	10,565	6,587	11,191	4,604	0	19,000	7,809	59%
263	58600	312	CLINIC SUPPLIES & TELEMED	41	17	-25	7,246	7,111	1,714	-5,397	0	23,370	21,656	7%
263	58600	312	CLINIC CONTRACT	9,369	0	-9,369	113,012	86,412	65,155	-21,257	0	140,000	74,845	47%
263	58600	328	JANITORIAL SERVICES	0	1,030	1,030	0	0	1,030	1,030	1,030	0	-2,060	0%
263	58600	347	PEST CONTROL	0	0	0	330	330	330	0	0	330	0	100%
263	58600	350	INTERNET CONNECTIVITY	0	100	100	500	100	800	700	0	0	-800	0%
263	58600	351	RENTALS	1,502	296	-1,206	18,022	15,019	14,533	-485	0	18,800	4,267	77%
263	58600	413	MEDICAL SUPPLIES	601	4,040	3,439	18,596	15,000	18,219	4,526	16,840	0	-35,059	0%
263	58600	415	ELECTRICITY	136	164	27	1,536	1,059	1,301	242	0	1,400	99	93%
263	58600	435	OFFICE SUPPLIES	477	632	155	1,342	1,245	2,276	1,309	269	1,500	-1,045	170%
263	58600	454	WATER AND SEWER	53	53	0	567	356	421	65	0	600	179	70%
263	58600	507	MEDICAL & DENTAL CLAIMS	312,368	465,617	153,249	4,024,600	2,717,141	2,815,534	98,393	0	4,021,000	1,205,466	70%
263	58600	507	BCBS EXPRESS SCRIPTS	140,222	264,400	124,177	1,865,866	1,407,621	1,706,471	298,850	0	2,043,000	336,529	84%
263	58600	507	BCBS REBATES & SAVINGS	3,320	64,685	61,364	-522,610	-301,540	-313,119	-11,579	0	-300,000	13,119	104%
263	58600	599	OTHER CHARGES	0	0	0	2,179	0	0	0	0	0	0	0%
263	58600	709	DATA PROCESSING EQUIPMENT	0	0	0	0	0	1,356	1,356	0	0	-1,356	0%
263	58600	---		547,711	877,466	329,750	6,420,426	4,655,553	5,140,371	486,404	18,139	6,948,651	1,790,141	74%
263	58600	---		547,711	877,466	329,750	6,420,426	4,655,553	5,140,371	486,404	18,139	6,948,651	1,790,141	74%
263	-----	---		547,711	877,466	329,750	6,420,426	4,655,553	5,140,371	486,404	18,139	6,948,651	1,790,141	74%

Number of Accounts: 1489

***** End of report *****