

# Washington County, TN



## Fund Financial Statements

For the Period  
Ending May 31, 2021

*101-General Fund*

*116-Solid Waste Fund*

*122-Drug Fund*

*131-Highway Fund*

*151-Debt Service Fund*

*152-Rural Debt Service Fund*

*171-Capital Projects Funds*

*177-Education Capital Projects Fund*

*263-Insurance Fund*

# Table of Contents

|  |    |
|--|----|
| Fund Operating Summary.....                    | 1  |
| Property Tax Revenue Trend Analysis.....       | 2  |
| Revenue Detail & Expense Summary by Fund ..... | 5  |
| Revenue Comparison by Fund .....               | 24 |
| Expense Detail by Fund.....                    | 38 |

**Washington County**

## Fund Operating Summary - Budgetary Basis

*For the Period Ending May 31, 2021 (Unaudited)*

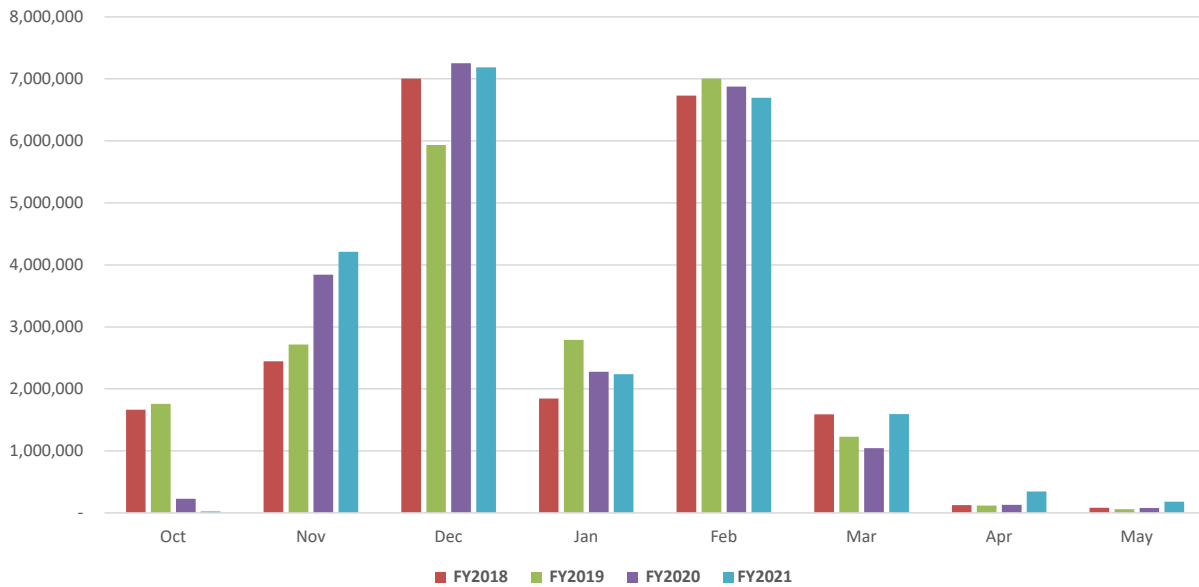
| #   | Fund                       | Fund Balance<br>6-30-2020 Per<br>Audit | Revenue    | Expense    | Revenue<br>Over (Under)<br>Expense | Fund Balance<br>5-31-2021<br>(Unaudited) |
|-----|----------------------------|--|------------|------------|------------------------------------|--|
| 101 | General                    | 16,793,806                             | 41,252,597 | 39,028,924 | 2,223,673                          | 19,017,479                               |
| 116 | Solid Waste                | 239,513                                | 1,459,176  | 1,509,463  | (50,287)                           | 189,226                                  |
| 122 | Drug                       | 358,743                                | 24,263     | 48,042     | (23,779)                           | 334,964                                  |
| 131 | Highway                    | 6,582,845                              | 7,880,618  | 8,942,757  | (1,062,139)                        | 5,520,706                                |
| 151 | Debt Service               | 6,992,125                              | 13,700,819 | 13,201,894 | 498,925                            | 7,491,050                                |
| 152 | Rural Debt Service         | 251,164                                | 260,538    | 258,000    | 2,538                              | 253,702                                  |
| 171 | Capital Projects           | 8,657,395                              | 1,796,085  | 1,695,650  | 100,435                            | 8,757,830                                |
| 177 | Education Capital Projects | -                                      | 5,883,587  | 3,381,421  | 2,502,166                          | 2,502,166                                |
| 263 | Self-Insurance             | 3,518,150                              | 5,966,499  | 5,508,753  | 457,746                            | 3,975,896                                |

**General Fund**

*Property Tax Trend Analysis*

| Month               | FY2018            |                        | FY2019            |                        | FY2020            |                        | FY2021            |                        |
|---------------------|-------------------|------------------------|-------------------|------------------------|-------------------|------------------------|-------------------|------------------------|
|                     | Amount            | Cumulative % Collected | Amount            | Cumulative % Collected | Amount            | Cumulative % Collected | Amount            | Cumulative % Collected |
| Jul                 | (405)             | 0.0%                   | 612               | 0.0%                   | 2,398             | 0.0%                   | 11,680            | 0.1%                   |
| Aug                 | -                 | 0.0%                   | -                 | 0.0%                   | -                 | 0.0%                   | -                 | 0.0%                   |
| Sep                 | -                 | 0.0%                   | (252)             | 0.0%                   | (95)              | 0.0%                   | -                 | 0.0%                   |
| Oct                 | 1,665,858         | 7.7%                   | 1,757,859         | 8.1%                   | 227,308           | 1.0%                   | 25,285            | 0.1%                   |
| Nov                 | 2,445,639         | 11.3%                  | 2,716,056         | 12.5%                  | 3,843,419         | 17.6%                  | 4,209,271         | 18.7%                  |
| Dec                 | 7,007,233         | 32.5%                  | 5,935,234         | 27.4%                  | 7,253,037         | 33.2%                  | 7,184,131         | 32.0%                  |
| Jan                 | 1,845,496         | 8.6%                   | 2,790,761         | 12.9%                  | 2,276,784         | 10.4%                  | 2,237,949         | 10.0%                  |
| Feb                 | 6,730,639         | 31.2%                  | 7,006,102         | 32.3%                  | 6,874,889         | 31.4%                  | 6,694,020         | 29.8%                  |
| Mar                 | 1,588,708         | 7.4%                   | 1,227,789         | 5.7%                   | 1,042,378         | 4.8%                   | 1,592,643         | 7.1%                   |
| Apr                 | 124,447           | 0.6%                   | 119,169           | 0.5%                   | 129,942           | 0.6%                   | 343,642           | 1.5%                   |
| May                 | 81,733            | 0.4%                   | 58,712            | 0.3%                   | 78,151            | 0.4%                   | 181,111           | 0.8%                   |
| Jun                 | 68,524            | 0.3%                   | 58,589            | 0.3%                   | 136,713           | 0.6%                   |                   | 0.0%                   |
| Actual              | <u>21,557,874</u> | 100.0%                 | <u>21,670,632</u> | 100.0%                 | <u>21,864,924</u> | 100.0%                 | <u>22,479,732</u> | 100.0%                 |
| Budget              | <u>21,560,600</u> | 100.0%                 | <u>21,638,187</u> | 100.1%                 | <u>22,017,420</u> | 99.3%                  | <u>21,914,750</u> | 102.6%                 |
| Surplus / (Deficit) | <u>(2,726)</u>    |                        | <u>32,445</u>     |                        | <u>(152,496)</u>  |                        | <u>564,982</u>    |                        |

**General Fund - Property Tax**

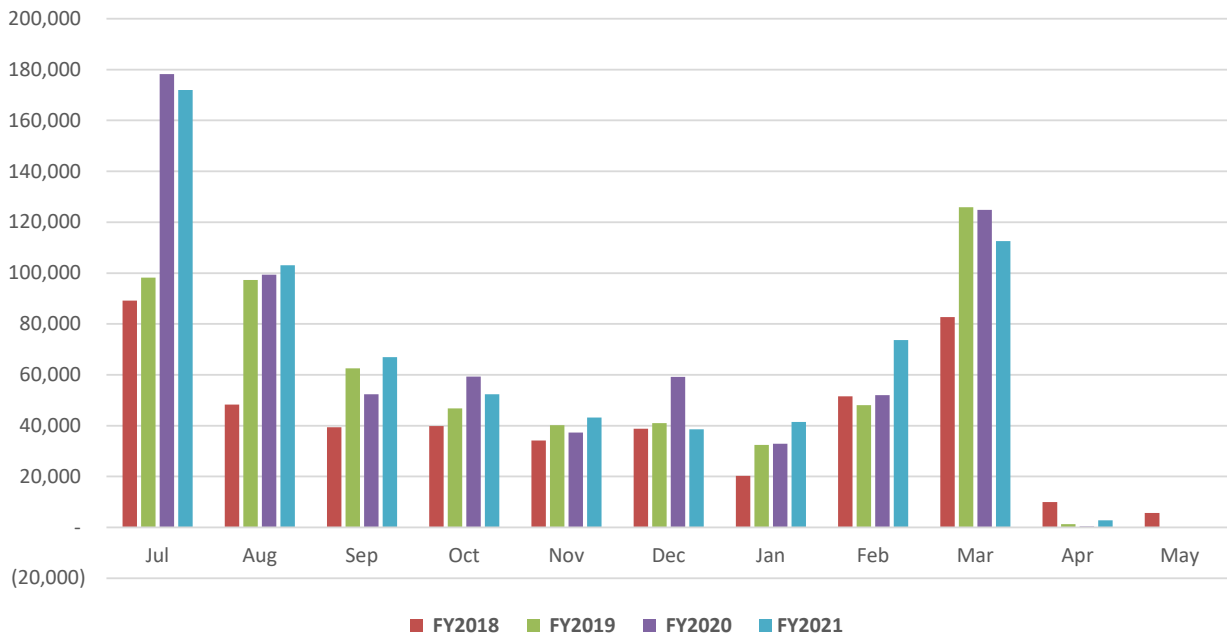


## General Fund

### Trustee Prior Year Collections

| Month               | FY2018           |                        | FY2019           |                        | FY2020         |                        | FY2021         |                        |
|---------------------|------------------|------------------------|------------------|------------------------|----------------|------------------------|----------------|------------------------|
|                     | Amount           | Cumulative % Collected | Amount           | Cumulative % Collected | Amount         | Cumulative % Collected | Amount         | Cumulative % Collected |
| Jul                 | 89,159           | 19.4%                  | 98,210           | 16.6%                  | 178,241        | 25.6%                  | 171,923        | 24.3%                  |
| Aug                 | 48,285           | 10.5%                  | 97,254           | 16.4%                  | 99,384         | 14.3%                  | 103,057        | 14.6%                  |
| Sep                 | 39,436           | 8.6%                   | 62,531           | 10.5%                  | 52,376         | 7.5%                   | 66,925         | 9.5%                   |
| Oct                 | 39,815           | 8.7%                   | 46,753           | 7.9%                   | 59,334         | 8.5%                   | 52,379         | 7.4%                   |
| Nov                 | 34,167           | 7.4%                   | 40,196           | 6.8%                   | 37,283         | 5.4%                   | 43,249         | 6.1%                   |
| Dec                 | 38,782           | 8.4%                   | 40,952           | 6.9%                   | 59,180         | 8.5%                   | 38,597         | 5.5%                   |
| Jan                 | 20,324           | 4.4%                   | 32,420           | 5.5%                   | 32,943         | 4.7%                   | 41,410         | 5.9%                   |
| Feb                 | 51,556           | 11.2%                  | 48,047           | 8.1%                   | 51,989         | 7.5%                   | 73,600         | 10.4%                  |
| Mar                 | 82,688           | 18.0%                  | 125,853          | 21.2%                  | 124,795        | 17.9%                  | 112,603        | 15.9%                  |
| Apr                 | 9,919            | 2.2%                   | 1,245            | 0.2%                   | 407            | 0.1%                   | 2,794          | 0.4%                   |
| May                 | 5,640            | 1.2%                   | (230)            | 0.0%                   | -              | 0.0%                   | 21             | 0.0%                   |
| Jun                 | 284              | 0.1%                   | -                |                        | 512            | 0.1%                   |                | 0.0%                   |
| Actual              | <u>460,054</u>   | 100.0%                 | <u>593,232</u>   | 100.0%                 | <u>696,444</u> | 100.0%                 | <u>706,558</u> | 100.0%                 |
| Budget              | <u>700,000</u>   | 66%                    | <u>700,000</u>   | 85%                    | <u>700,000</u> | 99%                    | <u>700,000</u> | 101%                   |
| Surplus / (Deficit) | <u>(239,946)</u> |                        | <u>(106,768)</u> |                        | <u>(3,556)</u> |                        | <u>6,558</u>   |                        |

### General Fund - Trustee Prior Year Tax Collections

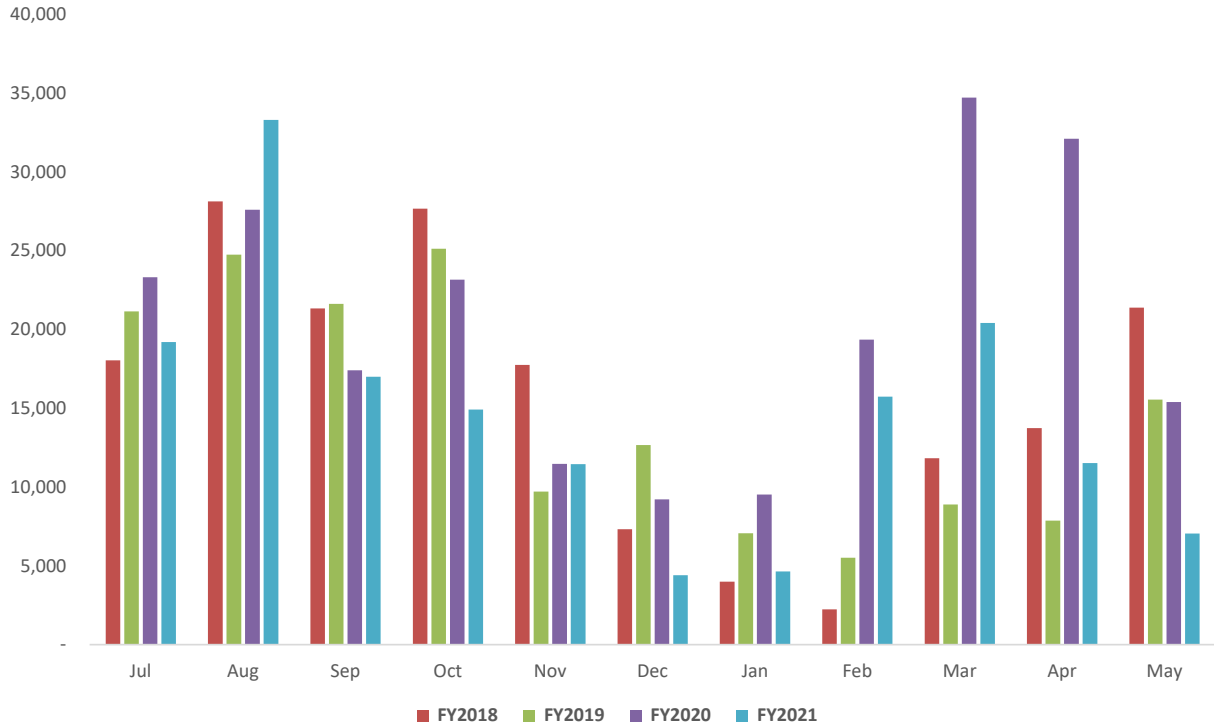


**General Fund**

*Clerk & Master Prior Year Tax Collection Trend Analysis*

| Month               | FY2018           |                        | FY2019          |                        | FY2020          |                        | FY2021          |                        |
|---------------------|------------------|------------------------|-----------------|------------------------|-----------------|------------------------|-----------------|------------------------|
|                     | Amount           | Cumulative % Collected | Amount          | Cumulative % Collected | Amount          | Cumulative % Collected | Amount          | Cumulative % Collected |
| Jul                 | 18,048           | 9.3%                   | 21,153          | 11.5%                  | 23,316          | 10.1%                  | 19,203          | 12.0%                  |
| Aug                 | 28,124           | 14.5%                  | 24,744          | 13.4%                  | 27,602          | 12.0%                  | 33,298          | 20.9%                  |
| Sep                 | 21,329           | 11.0%                  | 21,625          | 11.7%                  | 17,414          | 7.5%                   | 16,998          | 10.6%                  |
| Oct                 | 27,659           | 14.2%                  | 25,128          | 13.6%                  | 23,165          | 10.0%                  | 14,912          | 9.3%                   |
| Nov                 | 17,750           | 9.1%                   | 9,709           | 5.3%                   | 11,467          | 5.0%                   | 11,463          | 7.2%                   |
| Dec                 | 7,331            | 3.8%                   | 12,665          | 6.9%                   | 9,223           | 4.0%                   | 4,410           | 2.8%                   |
| Jan                 | 3,993            | 2.1%                   | 7,075           | 3.8%                   | 9,521           | 4.1%                   | 4,644           | 2.9%                   |
| Feb                 | 2,245            | 1.2%                   | 5,515           | 3.0%                   | 19,354          | 8.4%                   | 15,746          | 9.9%                   |
| Mar                 | 11,823           | 6.1%                   | 8,893           | 4.8%                   | 34,715          | 15.0%                  | 20,414          | 12.8%                  |
| Apr                 | 13,740           | 7.1%                   | 7,877           | 4.3%                   | 32,102          | 13.9%                  | 11,525          | 7.2%                   |
| May                 | 21,393           | 11.0%                  | 15,543          | 8.4%                   | 15,393          | 6.7%                   | 7,054           | 4.4%                   |
| Jun                 | 21,026           | 10.8%                  | 24,292          | 13.2%                  | 7,539           | 3.3%                   |                 | 0.0%                   |
| Actual              | <u>194,461</u>   | 100.0%                 | <u>184,219</u>  | 100.0%                 | <u>230,811</u>  | 100.0%                 | <u>159,667</u>  | 100.0%                 |
| Budget              | <u>375,000</u>   | 52%                    | <u>210,000</u>  | 88%                    | <u>250,000</u>  | 92%                    | <u>200,000</u>  | 80%                    |
| Surplus / (Deficit) | <u>(180,539)</u> |                        | <u>(25,781)</u> |                        | <u>(19,189)</u> |                        | <u>(40,333)</u> |                        |

**General Fund - Clerk & Master Prior Year Tax Collections**



# **Revenue Detail and Expense Summary by Fund**

| Fnd Acct  | Description                    | PRIOR YEAR<br>YTD TOTAL | 2020-21<br>BUDGET | YTD RECD/<br>SPENT | OPEN POS | 2020-21<br>TOTAL | REMAINING<br>BUDGET | % BUDGET<br>USED |
|-----------|--------------------------------|-------------------------|-------------------|--------------------|----------|------------------|---------------------|------------------|
| 101       | GENERAL FUND                   |                         |                   |                    |          |                  |                     |                  |
| R         | Revenue                        |                         |                   |                    |          |                  |                     |                  |
| 40000     | TOTAL LOCAL TAXES              |                         |                   |                    |          |                  |                     |                  |
| 101 40110 | CURRENT PROPERTY TAX           | 21,728,211              | 21,914,750        | 22,479,733         | 0        | 22,479,733       | -564,983            | 103%             |
| 101 40120 | TRUSTEE COLLECTIONS - PRIOR YR | 695,932                 | 700,000           | 706,558            | 0        | 706,558          | -6,558              | 101%             |
| 101 40125 | TRUSTEE COLLECTIONS - BANKRUPT | 3,718                   | 10,000            | 2,709              | 0        | 2,709            | 7,291               | 27%              |
| 101 40130 | COURT COLLECTIONS - PRIOR YRS  | 223,271                 | 200,000           | 159,667            | 0        | 159,667          | 40,333              | 80%              |
| 101 40140 | INTEREST AND PENALTY           | 178,352                 | 160,000           | 160,797            | 0        | 160,797          | -797                | 100%             |
| 101 40161 | PILOT - TVA                    | 1,827                   | 1,800             | 1,827              | 0        | 1,827            | -27                 | 102%             |
| 101 40162 | PILOT - LOCAL UTILITIES        | 0                       | 320,000           | 0                  | 0        | 0                | 320,000             | 0%               |
| 101 40163 | PILOT - OTHER                  | 3,368                   | 5,000             | 3,834              | 0        | 3,834            | 1,166               | 77%              |
| 101 40210 | LOCAL OPTION SALES TAX         | 14,534                  | 18,000            | 14,534             | 0        | 14,534           | 3,466               | 81%              |
| 101 40250 | LITIGATION TAX - GENERAL       | 153,028                 | 190,000           | 110,683            | 0        | 110,683          | 79,317              | 58%              |
| 101 40260 | LITIGATION TAX - SPECIAL PURPO | 17,419                  | 0                 | 12,581             | 0        | 12,581           | -12,581             | 0%               |
| 101 40268 | LITIGATION TAX - COURT SECURIT | 189,436                 | 240,000           | 132,956            | 0        | 132,956          | 107,044             | 55%              |
| 101 40270 | BUSINESS TAX                   | 312,254                 | 600,000           | 537,104            | 0        | 537,104          | 62,896              | 90%              |
| 101 40320 | BANK EXCISE TAX                | 126,200                 | 60,000            | 151,384            | 0        | 151,384          | -91,384             | 252%             |
| 101 40330 | WHOLESALE BEER TAX             | 297,322                 | 345,000           | 347,121            | 0        | 347,121          | -2,121              | 101%             |
| 101 40390 | OTHER STATUTORY LOCAL TAXES    | 119,275                 | 165,000           | 77,571             | 0        | 77,571           | 87,429              | 47%              |
| 101 40--- | TOTAL LOCAL TAXES              | 24,064,147              | 24,929,550        | 24,899,059         | 0        | 24,899,059       | 30,491              | 100%             |
| 41000     | TOTAL LICENSES AND PERMITS     |                         |                   |                    |          |                  |                     |                  |
| 101 41110 | MARRIAGE LICENSE               | 2,444                   | 2,500             | 2,750              | 0        | 2,750            | -250                | 110%             |
| 101 41140 | CABLE TV FRANCHISE             | 511,424                 | 520,000           | 513,147            | 0        | 513,147          | 6,853               | 99%              |
| 101 41520 | BUILDING PERMITS               | 208,899                 | 200,000           | 356,429            | 0        | 356,429          | -156,429            | 178%             |
| 101 41590 | OTHER PERMITS                  | 13,710                  | 12,000            | 24,600             | 0        | 24,600           | -12,600             | 205%             |
| 101 41--- | TOTAL LICENSES AND PERMITS     | 736,477                 | 734,500           | 896,926            | 0        | 896,926          | -162,426            | 122%             |
| 42000     | FINES                          |                         |                   |                    |          |                  |                     |                  |
| 101 42110 | FINES                          | 2,362                   | 0                 | 17,207             | 0        | 17,207           | -17,207             | 0%               |
| 101 42210 | FINES                          | 4,705                   | 3,700             | 5,491              | 0        | 5,491            | -1,791              | 148%             |
| 101 42220 | OFFICERS COSTS                 | 24,040                  | 40,500            | 6,263              | 0        | 6,263            | 34,237              | 15%              |
| 101 42241 | DRUG COURT FEES                | 1,278                   | 1,900             | 1,116              | 0        | 1,116            | 784                 | 59%              |
| 101 42250 | JAIL FEES                      | 13,749                  | 13,100            | 17,175             | 0        | 17,175           | -4,075              | 131%             |
| 101 42280 | DUI TREATMENT FINES            | 2,209                   | 1,000             | 1,853              | 0        | 1,853            | -853                | 185%             |
| 101 42290 | DATA ENTRY FEE -CRIMINAL COURT | 6,761                   | 8,200             | 6,441              | 0        | 6,441            | 1,759               | 79%              |
| 101 42291 | COURTROOM SECURITY FEE         | 26,550                  | 30,900            | 22,536             | 0        | 22,536           | 8,364               | 73%              |
| 101 42292 | VICTIMS ASSISTANCE ASSESSMENTS | 5,081                   | 4,000             | 5,540              | 0        | 5,540            | -1,540              | 138%             |
| 101 42310 | FINES                          | 64,031                  | 65,200            | 89,640             | 0        | 89,640           | -24,440             | 137%             |
| 101 42320 | OFFICERS COSTS                 | 81,012                  | 96,600            | 61,972             | 0        | 61,972           | 34,628              | 64%              |
| 101 42330 | GAME AND FISH FINES            | 179                     | 300               | 59                 | 0        | 59               | 242                 | 20%              |
| 101 42341 | DRUG COURT FEES                | 8,604                   | 8,200             | 6,754              | 0        | 6,754            | 1,446               | 82%              |
| 101 42350 | JAIL FEES                      | 86,203                  | 140,000           | 88,610             | 0        | 88,610           | 51,390              | 63%              |
| 101 42380 | DUI TREATMENT FINES            | 15,171                  | 13,700            | 12,513             | 0        | 12,513           | 1,187               | 91%              |
| 101 42390 | DATA ENTRY FEE-GENERAL SESSION | 30,259                  | 41,700            | 20,278             | 0        | 20,278           | 21,422              | 49%              |
| 101 42391 | COURTROOM SECURITY FEE         | 3,446                   | 3,800             | 3,016              | 0        | 3,016            | 784                 | 79%              |
| 101 42392 | VICTIMS ASSISTANCE ASSESSMENTS | 32,638                  | 41,000            | 31,261             | 0        | 31,261           | 9,739               | 76%              |
| 101 42410 | FINES                          | 166                     | 300               | 308                | 0        | 308              | -8                  | 103%             |
| 101 42420 | OFFICERS COSTS                 | 725                     | 1,200             | 1,409              | 0        | 1,409            | -209                | 117%             |
| 101 42490 | DATA ENTRY FEE-JUVENILE COURT  | 1,261                   | 1,600             | 1,250              | 0        | 1,250            | 350                 | 78%              |
| 101 42520 | OFFICERS COST                  | 2,575                   | 6,000             | 2,059              | 0        | 2,059            | 3,941               | 34%              |
| 101 42530 | DATA ENTRY FEE-CHANCERY COURT  | 4,570                   | 4,000             | 4,880              | 0        | 4,880            | -880                | 122%             |



| Fnd Acct | Description                          | PRIOR YEAR<br>YTD TOTAL | 2020-21<br>BUDGET | YTD RECD/<br>SPENT | OPEN POS | 2020-21<br>TOTAL | REMAINING<br>BUDGET | % BUDGET<br>USED |
|----------|--------------------------------------|-------------------------|-------------------|--------------------|----------|------------------|---------------------|------------------|
| 101      | GENERAL FUND                         |                         |                   |                    |          |                  |                     |                  |
| R        | Revenue                              |                         |                   |                    |          |                  |                     |                  |
| 42000    | FINES                                |                         |                   |                    |          |                  |                     |                  |
| 101      | 42591 COURTROOM SECURITY FEE         | 473                     | 500               | 250                | 0        | 250              | 250                 | 50%              |
| 101      | 42610 FINES                          | 36,501                  | 50,400            | 30,891             | 0        | 30,891           | 19,509              | 61%              |
| 101      | 42--- FINES                          | 454,549                 | 577,800           | 438,772            | 0        | 438,772          | 139,029             | 76%              |
| 43000    | CHARGES FOR CURRENT SERVICES         |                         |                   |                    |          |                  |                     |                  |
| 101      | 43170 WORK RELEASE CHARGES FOR BOARD | 625                     | 13,000            | 265                | 0        | 265              | 12,735              | 2%               |
| 101      | 43190 OTHER GENERAL SERVICES         | 0                       | 0                 | 84                 | 0        | 84               | -84                 | 0%               |
| 101      | 43350 COPY FEES                      | 568                     | 1,000             | 1,101              | 0        | 1,101            | -100                | 110%             |
| 101      | 43360 LIBRARY FEES                   | 16,353                  | 20,000            | 517                | 0        | 517              | 19,483              | 3%               |
| 101      | 43365 ARCHIVES & RECORDS MANAGEMENT  | 222,886                 | 241,485           | 255,683            | 0        | 255,683          | -14,198             | 106%             |
| 101      | 43370 TELEPHONE COMMISSIONS          | 142,530                 | 170,000           | 135,887            | 0        | 135,887          | 34,113              | 80%              |
| 101      | 43382 ELECTRONIC CITATION FEE        | 2,372                   | 0                 | 1,632              | 0        | 1,632            | -1,632              | 0%               |
| 101      | 43392 DATA PROCESSING FEE - REGISTER | 39,176                  | 40,000            | 47,577             | 0        | 47,577           | -7,577              | 119%             |
| 101      | 43394 DATA PROCESSING FEE - SHERIFF  | 5,775                   | 8,000             | 4,152              | 0        | 4,152            | 3,848               | 52%              |
| 101      | 43395 SEXUAL OFFENDER REGISTR FEE    | 4,350                   | 3,000             | 9,300              | 0        | 9,300            | -6,300              | 310%             |
| 101      | 43396 DATA PROCESSING FEE-COUNTY CLE | 11,139                  | 12,000            | 13,383             | 0        | 13,383           | -1,383              | 112%             |
| 101      | 43397 SUBS/DOC RETRIEVAL FEE - CIRCU | 8,030                   | 7,000             | 9,200              | 0        | 9,200            | -2,200              | 131%             |
| 101      | 43399 VEH INS COVERAGE & REINSTATEME | 3,770                   | 3,500             | 5,928              | 0        | 5,928            | -2,428              | 169%             |
| 101      | 43990 OTHER CHARGES FOR SERVICES     | 645                     | 90,000            | 0                  | 0        | 0                | 90,000              | 0%               |
| 101      | 43--- CHARGES FOR CURRENT SERVICES   | 458,219                 | 608,985           | 484,709            | 0        | 484,709          | 124,277             | 80%              |
| 44000    | TOTAL OTHER LOCAL REVENUE            |                         |                   |                    |          |                  |                     |                  |
| 101      | 44110 INVESTMENT INCOME              | 317,559                 | 315,000           | 95,992             | 0        | 95,992           | 219,008             | 30%              |
| 101      | 44120 LEASE/RENTALS                  | 45,125                  | 62,500            | 56,399             | 0        | 56,399           | 6,102               | 90%              |
| 101      | 44131 COMMISSARY SALES               | 56,739                  | 50,000            | 55,849             | 0        | 55,849           | -5,849              | 112%             |
| 101      | 44140 SALE OF MAPS                   | 125                     | 0                 | 0                  | 0        | 0                | 0                   | 0%               |
| 101      | 44170 MISCELLANEOUS REFUNDS          | 45,019                  | 25,000            | 40,434             | 0        | 40,434           | -15,434             | 162%             |
| 101      | 44530 SALE OF EQUIPMENT              | 8,138                   | 0                 | 2,256              | 0        | 2,256            | -2,256              | 0%               |
| 101      | 44560 DAMAGES RECOVERED FROM INDIVID | 2,285                   | 0                 | 5,592              | 0        | 5,592            | -5,592              | 0%               |
| 101      | 44570 CONTRIBUTIONS & GIFTS          | 0                       | 0                 | 25                 | 0        | 25               | -25                 | 0%               |
| 101      | 44990 OTHER LOCAL REVENUES           | 49,113                  | 0                 | 2,931              | 0        | 2,931            | -2,931              | 0%               |
| 101      | 44--- TOTAL OTHER LOCAL REVENUE      | 524,103                 | 452,500           | 259,478            | 0        | 259,478          | 193,023             | 57%              |
| 45000    | FEES RECEIVED FROM COUNTY OFFI       |                         |                   |                    |          |                  |                     |                  |
| 101      | 45510 COUNTY CLERK                   | 1,059,447               | 1,250,000         | 1,338,397          | 0        | 1,338,397        | -88,397             | 107%             |
| 101      | 45520 CIRCUIT COURT CLERK            | 581,184                 | 725,000           | 563,970            | 0        | 563,970          | 161,030             | 78%              |
| 101      | 45540 GENERAL SESSIONS COURT CLERK   | 936,636                 | 1,100,000         | 809,784            | 0        | 809,784          | 290,216             | 74%              |
| 101      | 45550 CLERK AND MASTER               | 459,707                 | 450,000           | 385,675            | 0        | 385,675          | 64,325              | 86%              |
| 101      | 45560 JUVENILE COURT CLERK           | 13,691                  | 15,000            | 13,812             | 0        | 13,812           | 1,188               | 92%              |
| 101      | 45580 REGISTER                       | 623,671                 | 600,000           | 857,211            | 0        | 857,211          | -257,211            | 143%             |
| 101      | 45610 TRUSTEE                        | 2,289,428               | 2,350,000         | 2,294,979          | 0        | 2,294,979        | 55,021              | 98%              |
| 101      | 45--- FEES RECEIVED FROM COUNTY OFFI | 5,963,764               | 6,490,000         | 6,263,828          | 0        | 6,263,828        | 226,172             | 97%              |

| Fnd Acct  | Description                    | PRIOR YEAR<br>YTD TOTAL | 2020-21<br>BUDGET | YTD RECD/<br>SPENT | OPEN POS | 2020-21<br>TOTAL | REMAINING<br>BUDGET | % BUDGET<br>USED |
|-----------|--------------------------------|-------------------------|-------------------|--------------------|----------|------------------|---------------------|------------------|
| 101       | GENERAL FUND                   |                         |                   |                    |          |                  |                     |                  |
| R         | Revenue                        |                         |                   |                    |          |                  |                     |                  |
| 46000     | STATE OF TENNESSEE             |                         |                   |                    |          |                  |                     |                  |
| 101 46110 | JUVENILE SERVICES PROGRAM      | 9,040                   | 18,800            | 6,300              | 0        | 6,300            | 12,500              | 34%              |
| 101 46190 | OTHER GENERAL GOVERNMENT GRANT | 0                       | 0                 | -1,764             | 0        | -1,764           | 1,764               | 0%               |
| 101 46210 | LAW ENFORCEMENT TRAINING PROGR | 74,400                  | 76,000            | 72,800             | 0        | 72,800           | 3,200               | 96%              |
| 101 46290 | OTHER PUBLIC SAFETY GRANTS     | 12,736                  | 0                 | 0                  | 0        | 0                | 0                   | 0%               |
| 101 46310 | HEALTH DEPARTMENT PROGRAMS     | 691,482                 | 1,151,159         | 722,203            | 0        | 722,203          | 428,956             | 63%              |
| 101 46430 | LITTER PROGRAM                 | 49,591                  | 72,000            | 58,714             | 0        | 58,714           | 13,286              | 82%              |
| 101 46820 | INCOME TAX                     | 0                       | 60,000            | 62,317             | 0        | 62,317           | -2,317              | 104%             |
| 101 46830 | BEER TAX                       | 18,175                  | 20,000            | 18,369             | 0        | 18,369           | 1,631               | 92%              |
| 101 46835 | VEHICLE CERT OF TITLE FEE      | 16,801                  | 17,000            | 16,108             | 0        | 16,108           | 892                 | 95%              |
| 101 46840 | ALCOHOLIC BEVERAGE TAX         | 173,352                 | 180,000           | 175,814            | 0        | 175,814          | 4,186               | 98%              |
| 101 46852 | STATE REVENUE SHARING - TELECO | 168,955                 | 230,000           | 193,890            | 0        | 193,890          | 36,110              | 84%              |
| 101 46855 | SPORTS BETTING TAX             | 0                       | 0                 | 20,807             | 0        | 20,807           | -20,807             | 0%               |
| 101 46915 | CONTRACTED PRISONER BOARDING   | 1,390,038               | 2,000,000         | 1,000,077          | 0        | 1,000,077        | 999,923             | 50%              |
| 101 46960 | REGISTRAR SALARY SUPP - ELECT  | 11,373                  | 15,200            | 11,373             | 0        | 11,373           | 3,827               | 75%              |
| 101 46980 | OTHER STATE GRANTS             | 150                     | 12,533            | 26,170             | 0        | 26,170           | -13,637             | 209%             |
| 101 46990 | OTHER STATE REVENUES           | 850,832                 | 710,000           | 2,446,416          | 0        | 2,446,416        | -1,736,416          | 345%             |
| 101 46--- | STATE OF TENNESSEE             | 3,466,925               | 4,562,692         | 4,829,594          | 0        | 4,829,594        | -266,902            | 106%             |
| 47000     | FEDERAL GOVERNMENT             |                         |                   |                    |          |                  |                     |                  |
| 101 47220 | CIVIL DEFENSE REIMBURSEMENT    | 0                       | 62,500            | 62,500             | 0        | 62,500           | 0                   | 100%             |
| 101 47235 | HOMELAND SECURITY GRANTS       | 101,531                 | 128,000           | 45,336             | 0        | 45,336           | 82,664              | 35%              |
| 101 47250 | LAW ENFORCEMENT GRANTS         | 8,403                   | 14,772            | 3,366              | 0        | 3,366            | 11,406              | 23%              |
| 101 47301 | FED CARES ACT UNEMPLOYMENT REB | 0                       | 0                 | 8,844              | 0        | 8,844            | -8,844              | 0%               |
| 101 47302 | STAFFORD ACT FEMA 75%          | 0                       | 0                 | -67,496            | 0        | -67,496          | 67,496              | 0%               |
| 101 47303 | TSLA CARES TECHNOLOGY GRANT    | 0                       | 3,943             | 0                  | 0        | 0                | 3,943               | 0%               |
| 101 47304 | STATE CARES ACT FUNDING (1.9M) | 0                       | 1,929,105         | 1,929,105          | 0        | 1,929,105        | 0                   | 100%             |
| 101 47590 | OTHER FEDERAL THROUGH STATE    | 1,500                   | 640               | 0                  | 0        | 0                | 640                 | 0%               |
| 101 47700 | ASSET FORFEITURE FUNDS         | 25,717                  | 0                 | 0                  | 0        | 0                | 0                   | 0%               |
| 101 47710 | (JTTF-GRANT)JOINT TERRORISM TA | 640                     | 0                 | 0                  | 0        | 0                | 0                   | 0%               |
| 101 47990 | OTHER DIRECT FEDERAL REVENUE   | 1,009,853               | 1,352,000         | 887,733            | 0        | 887,733          | 464,267             | 66%              |
| 101 47--- | FEDERAL GOVERNMENT             | 1,147,644               | 3,490,960         | 2,869,388          | 0        | 2,869,388        | 621,572             | 82%              |
| 48000     | OTHER GOVERNMENT AND CITIZENS  |                         |                   |                    |          |                  |                     |                  |
| 101 48130 | CONTRIBUTIONS                  | 13,500                  | 13,500            | 0                  | 0        | 0                | 13,500              | 0%               |
| 101 48140 | CONTRACTED SERVICES            | 138,327                 | 132,000           | 142,599            | 0        | 142,599          | -10,599             | 108%             |
| 101 48610 | DONATIONS                      | 3,200                   | 0                 | 0                  | 0        | 0                | 0                   | 0%               |
| 101 48990 | OTHER REVENUE                  | 35,128                  | 35,000            | 26,250             | 0        | 26,250           | 8,750               | 75%              |
| 101 48--- | OTHER GOVERNMENT AND CITIZENS  | 190,155                 | 180,500           | 168,849            | 0        | 168,849          | 11,651              | 94%              |
| 49000     | OTHER SOURCES (NON-REVENUE)    |                         |                   |                    |          |                  |                     |                  |
| 101 49600 | PROCEEDS FROM SALE OF CAPITAL  | 800,000                 | 0                 | 11,111             | 0        | 11,111           | -11,111             | 0%               |
| 101 49700 | INSURANCE RECOVERY             | 5,520                   | 0                 | 11,210             | 0        | 11,210           | -11,210             | 0%               |
| 101 49800 | TRANSFERS IN                   | 0                       | 2,000,000         | 0                  | 0        | 0                | 2,000,000           | 0%               |
| 101 49810 | CITY GENERAL FUND TRANSFER     | 84,956                  | 84,200            | 119,673            | 0        | 119,673          | -35,473             | 142%             |
| 101 49997 | COMMITTED- ETSU PERF ART CTR   | 0                       | 100,000           | 0                  | 0        | 0                | 100,000             | 0%               |
| 101 49--- | OTHER SOURCES (NON-REVENUE)    | 890,476                 | 2,184,200         | 141,994            | 0        | 141,994          | 2,042,206           | 7%               |

| Fnd   | Acct  | Description                    | PRIOR YEAR | 2020-21    | YTD RECD/  | OPEN POS | 2020-21    | REMAINING | % BUDGET |
|-------|-------|--------------------------------|------------|------------|------------|----------|------------|-----------|----------|
|       |       |                                | YTD TOTAL  | BUDGET     | SPENT      |          | TOTAL      | BUDGET    | USED     |
| 101   |       | GENERAL FUND                   |            |            |            |          |            |           |          |
| R     |       | Revenue                        |            |            |            |          |            |           |          |
| 00000 |       |                                |            |            |            |          |            |           |          |
| 101   | ----- | Revenue                        | 37,896,459 | 44,211,687 | 41,252,597 | 0        | 41,252,597 | 2,959,093 | 93%      |
| E     |       | Expense                        |            |            |            |          |            |           |          |
| 51000 |       | GENERAL GOVERNMENT             |            |            |            |          |            |           |          |
| 101   | 51100 | COUNTY COMMISSION              | 89,724     | 109,320    | 94,244     | 1,000    | 95,244     | 14,076    | 87%      |
| 101   | 51210 | BOARD OF EQUALIZATION          | 5,910      | 6,210      | 0          | 0        | 0          | 6,210     | 0%       |
| 101   | 51300 | COUNTY MAYOR/EXECUTIVE         | 233,352    | 268,246    | 237,094    | 696      | 237,790    | 30,457    | 89%      |
| 101   | 51400 | COUNTY ATTORNEY                | 240,302    | 328,160    | 254,811    | 2,641    | 257,453    | 70,709    | 78%      |
| 101   | 51500 | ELECTION COMMISSION            | 587,816    | 796,942    | 730,588    | 20,051   | 750,640    | 46,303    | 94%      |
| 101   | 51600 | REGISTER OF DEEDS              | 515,054    | 572,744    | 511,214    | 2,956    | 514,170    | 58,575    | 90%      |
| 101   | 51720 | PLANNING                       | 196,161    | 211,860    | 193,167    | 547      | 193,714    | 18,147    | 91%      |
| 101   | 51750 | CODES COMPLIANCE               | 343,155    | 457,680    | 301,472    | 24,917   | 326,387    | 131,294   | 71%      |
| 101   | 51800 | COUNTY BUILDINGS               | 350,139    | 416,050    | 336,827    | 16,452   | 353,280    | 62,770    | 85%      |
| 101   | 51900 | OTHER GENERAL ADMINISTRATION   | 1,615,737  | 1,794,161  | 1,713,114  | 10,242   | 1,723,356  | 70,806    | 96%      |
| 101   | 51910 | PRESERVATION OF RECORDS        | 344,115    | 241,485    | 203,251    | 4,871    | 208,122    | 33,364    | 86%      |
| 101   | 51--- | GENERAL GOVERNMENT             | 4,521,465  | 5,202,858  | 4,575,782  | 84,373   | 4,660,156  | 542,711   | 90%      |
| 52000 |       | FINANCE                        |            |            |            |          |            |           |          |
| 101   | 52100 | ACCOUNTS AND BUDGETS           | 388,951    | 518,430    | 422,164    | 5,481    | 427,645    | 90,785    | 82%      |
| 101   | 52200 | PURCHASING                     | 172,955    | 209,140    | 188,576    | 2,024    | 190,601    | 18,540    | 91%      |
| 101   | 52300 | PROPERTY ASSESSOR'S OFFICE     | 299,080    | 345,934    | 303,031    | 2,419    | 305,451    | 40,483    | 88%      |
| 101   | 52310 | REAPPRAISAL PROGRAM            | 511,551    | 598,190    | 519,885    | 9,770    | 529,655    | 68,537    | 89%      |
| 101   | 52400 | COUNTY TRUSTEE'S OFFICE        | 487,696    | 544,083    | 478,372    | 7,005    | 485,378    | 58,705    | 89%      |
| 101   | 52500 | COUNTY CLERK'S OFFICE          | 941,908    | 1,076,904  | 953,086    | 5,900    | 958,986    | 117,918   | 89%      |
| 101   | 52--- | FINANCE                        | 2,802,141  | 3,292,681  | 2,865,114  | 32,599   | 2,897,716  | 394,968   | 88%      |
| 53000 |       | ADMINISTRATION OF JUSTICE      |            |            |            |          |            |           |          |
| 101   | 53100 | CIRCUIT COURT                  | 1,953,915  | 2,186,233  | 1,916,654  | 46,168   | 1,962,822  | 223,412   | 90%      |
| 101   | 53310 | GENERAL SESSIONS JUDGE         | 616,936    | 711,870    | 624,081    | 461      | 624,542    | 87,329    | 88%      |
| 101   | 53330 | DRUG COURT                     | 11,250     | 15,000     | 12,500     | 0        | 12,500     | 2,500     | 83%      |
| 101   | 53400 | CHANCERY COURT                 | 713,756    | 800,643    | 695,429    | 27,393   | 722,821    | 77,822    | 90%      |
| 101   | 53600 | DISTRICT ATTORNEY GENERAL      | 140,932    | 70,000     | 150,158    | 0        | 150,158    | -80,158   | 215%     |
| 101   | 53900 | OTHER ADMIN OF JUSTICE         | 146,703    | 208,410    | 113,120    | 1,128    | 114,247    | 94,164    | 55%      |
| 101   | 53920 | COURTROOM SECURITY             | 597,323    | 707,380    | 641,539    | 0        | 641,539    | 65,841    | 91%      |
| 101   | 53930 | VICTIM ASSISTANCE PROGRAMS     | 31,573     | 45,000     | 28,171     | 0        | 28,171     | 16,829    | 63%      |
| 101   | 53--- | ADMINISTRATION OF JUSTICE      | 4,212,388  | 4,744,536  | 4,181,652  | 75,150   | 4,256,800  | 487,739   | 90%      |
| 54000 |       | PUBLIC SAFETY                  |            |            |            |          |            |           |          |
| 101   | 54110 | SHERIFF'S DEPARTMENT           | 7,565,903  | 9,348,319  | 7,911,537  | 406,054  | 8,317,589  | 1,030,732 | 89%      |
| 101   | 54160 | ADMIN OF SEX OFFENDER REGISTRY | 0          | 0          | 5,200      | 0        | 5,200      | -5,200    | 0%       |
| 101   | 54210 | JAIL                           | 8,034,455  | 9,605,850  | 8,221,706  | 263,799  | 8,485,505  | 1,120,345 | 88%      |
| 101   | 54240 | JUVENILE SERVICES              | 442,927    | 489,125    | 408,534    | 4,240    | 412,774    | 76,352    | 84%      |
| 101   | 54250 | WORK RELEASE PROGRAM           | 7,779      | 11,970     | 8,777      | 0        | 8,777      | 3,193     | 73%      |
| 101   | 54310 | FIRE PREVENTION AND CONTROL    | 982,000    | 992,000    | 951,000    | 0        | 951,000    | 41,000    | 96%      |
| 101   | 54410 | CIVIL DEFENSE - E.M.A.         | 172,349    | 243,073    | 193,476    | 18,153   | 211,629    | 31,446    | 87%      |

| Fnd Acct  | Description                    | PRIOR YEAR<br>YTD TOTAL | 2020-21<br>BUDGET | YTD RECD/<br>SPENT | OPEN POS | 2020-21<br>TOTAL | REMAINING<br>BUDGET | % BUDGET<br>USED |
|-----------|--------------------------------|-------------------------|-------------------|--------------------|----------|------------------|---------------------|------------------|
| 101       | GENERAL FUND                   |                         |                   |                    |          |                  |                     |                  |
| E         | Expense                        |                         |                   |                    |          |                  |                     |                  |
| 54000     | PUBLIC SAFETY                  |                         |                   |                    |          |                  |                     |                  |
| 101 54420 | RESCUE SQUAD & LIFE SAVING CRE | 84,300                  | 84,300            | 84,300             | 0        | 84,300           | 0                   | 100%             |
| 101 54490 | OTHER EMERGENCY MANAGEMENT     | 83,602                  | 128,000           | 98,954             | 0        | 98,954           | 29,046              | 77%              |
| 101 54610 | COUNTY MEDICAL EXAMINER        | 139,951                 | 286,000           | 214,125            | 0        | 214,125          | 71,875              | 75%              |
| 101 54900 | OTHER PUBLIC SAFETY            | 907,911                 | 917,170           | 900,561            | 800      | 901,361          | 15,809              | 98%              |
| 101 54--- | PUBLIC SAFETY                  | 18,421,177              | 22,105,807        | 18,998,170         | 693,046  | 19,691,214       | 2,414,598           | 89%              |
| 55000     | PUBLIC HEALTH AND WELFARE      |                         |                   |                    |          |                  |                     |                  |
| 101 55110 | LOCAL HEALTH CENTER            | 1,699,424               | 2,219,199         | 1,614,178          | 34,849   | 1,649,024        | 570,177             | 74%              |
| 101 55120 | RABIES AND ANIMAL CONTROL      | 200,000                 | 190,000           | 190,000            | 0        | 190,000          | 0                   | 100%             |
| 101 55130 | AMBULANCE/EMERGENCY MEDICAL SE | 1,629,283               | 1,777,400         | 1,604,483          | 0        | 1,604,483        | 172,917             | 90%              |
| 101 55170 | ALCOHOL AND DRUG PROGRAM       | 2,686                   | 0                 | 0                  | 0        | 0                | 0                   | 0%               |
| 101 55310 | REGIONAL MENTAL HEALTH CENTER  | 17,000                  | 17,000            | 17,000             | 0        | 17,000           | 0                   | 100%             |
| 101 55510 | GENERAL WELFARE ASSISTANCE     | 69,400                  | 25,000            | 25,600             | 0        | 25,600           | -600                | 102%             |
| 101 55520 | AID TO DEPENDENT CHILDREN      | 16,000                  | 0                 | 0                  | 0        | 0                | 0                   | 0%               |
| 101 55720 | SANITATION EDUCATION/INFORMATI | 60,857                  | 72,005            | 53,476             | 8,167    | 61,644           | 10,361              | 86%              |
| 101 55739 | OTHER WASTE COLLECTION         | 40,000                  | 0                 | 0                  | 0        | 0                | 0                   | 0%               |
| 101 55--- | PUBLIC HEALTH AND WELFARE      | 3,734,650               | 4,300,604         | 3,504,737          | 43,016   | 3,547,751        | 752,855             | 82%              |
| 56000     | SOCIAL,CULTRAL AND RECREATIONA |                         |                   |                    |          |                  |                     |                  |
| 101 56100 | ADULT ACTIVITIES               | 119,977                 | 114,000           | 114,000            | 0        | 114,000          | 0                   | 100%             |
| 101 56500 | LIBRARIES                      | 753,033                 | 808,803           | 682,932            | 38,382   | 721,314          | 87,491              | 89%              |
| 101 56900 | OTHER SOCIAL, CULTURAL & RECRE | 102,000                 | 164,250           | 164,250            | 0        | 164,250          | 0                   | 100%             |
| 101 56--- | SOCIAL,CULTRAL AND RECREATIONA | 975,010                 | 1,087,053         | 961,182            | 38,382   | 999,564          | 87,491              | 92%              |
| 57000     | AGRICULTURE & NATURAL RESOURCE |                         |                   |                    |          |                  |                     |                  |
| 101 57100 | AGRICULTURAL EXTENSION SERVICE | 292,295                 | 428,050           | 294,462            | 5,780    | 300,241          | 127,809             | 70%              |
| 101 57300 | FOREST SERVICE                 | 1,500                   | 1,500             | 1,500              | 0        | 1,500            | 0                   | 100%             |
| 101 57500 | SOIL CONSERVATION              | 150,450                 | 167,430           | 119,798            | 0        | 119,798          | 47,633              | 72%              |
| 101 57800 | STORM WATER MANAGEMENT         | 34,460                  | 33,500            | 22,060             | 11,400   | 33,460           | 40                  | 100%             |
| 101 57900 | OTHER AGRICULTURE & NATURAL RE | 2,500                   | 2,500             | 2,500              | 0        | 2,500            | 0                   | 100%             |
| 101 57--- | AGRICULTURE & NATURAL RESOURCE | 481,205                 | 632,980           | 440,320            | 17,180   | 457,499          | 175,482             | 72%              |
| 58000     | OTHER GENERAL GOVERNMENT       |                         |                   |                    |          |                  |                     |                  |
| 101 58110 | TOURISM                        | 7,000                   | 6,650             | 6,650              | 0        | 6,650            | 0                   | 100%             |
| 101 58190 | OTHER ECOMOMIC AND COMMUNITY D | 739,592                 | 702,400           | 201,036            | 34,600   | 235,636          | 466,764             | 34%              |
| 101 58220 | AIRPORT                        | 575,993                 | 577,323           | 577,323            | 0        | 577,323          | 0                   | 100%             |
| 101 58300 | VETERANS' SERVICES             | 47,558                  | 65,500            | 48,417             | 469      | 48,886           | 16,614              | 75%              |
| 101 58500 | CONTRIBUTIONS TO OTHER AGENCIE | 41,330                  | 39,010            | 22,500             | 0        | 22,500           | 16,510              | 58%              |
| 101 58600 | EMPLOYEE BENEFITS              | 17,590                  | 60,000            | 42,263             | 0        | 42,263           | 17,737              | 70%              |
| 101 58802 | FEMA COVID 19                  | 71,654                  | 5,200             | 127,736            | 4,111    | 131,848          | -126,648            | 2,536%           |
| 101 58803 | TSLA CARES TECHNOLOGY GRANT    | 0                       | 3,943             | 3,601              | 353      | 3,954            | -11                 | 100%             |
| 101 58804 | STATE CARES ACT FUNDING (1.9M) | 0                       | 1,929,105         | 1,448,414          | 750      | 1,449,164        | 479,941             | 75%              |
| 101 58900 | MISCELLANEOUS                  | 0                       | 150,000           | 0                  | 0        | 0                | 150,000             | 0%               |
| 101 58--- | OTHER GENERAL GOVERNMENT       | 1,500,717               | 3,539,131         | 2,477,940          | 40,283   | 2,518,224        | 1,020,907           | 71%              |

| <u>Fnd Acct</u> | <u>Description</u> | <u>PRIOR YEAR</u><br><u>YTD TOTAL</u> | <u>2020-21</u><br><u>BUDGET</u> | <u>YTD RECD/</u><br><u>SPENT</u> | <u>OPEN POs</u> | <u>2020-21</u><br><u>TOTAL</u> | <u>REMAINING</u><br><u>BUDGET</u> | <u>% BUDGET</u><br><u>USED</u> |
|-----------------|--------------------|---------------------------------------|---------------------------------|----------------------------------|-----------------|--------------------------------|-----------------------------------|--------------------------------|
| 101             | GENERAL FUND       |                                       |                                 |                                  |                 |                                |                                   |                                |
| E               | Expense            |                                       |                                 |                                  |                 |                                |                                   |                                |
| 00000           |                    |                                       |                                 |                                  |                 |                                |                                   |                                |
| 101             | ----- Expense      | 36,648,753                            | 44,905,650                      | 38,004,897                       | 1,024,029       | 39,028,924                     | 5,876,751                         | 87%                            |
| 101             | ----- GENERAL FUND | 1,247,706                             | -693,963                        | 3,247,700                        | -1,024,029      | 2,223,673                      | -2,917,658                        | -320%                          |
|                 |                    | =====                                 | =====                           | =====                            | =====           | =====                          | =====                             | =====                          |

| Fnd   | Acct  | Description                    | PRIOR YEAR | 2020-21   | YTD RECD/ | OPEN POS | 2020-21   | REMAINING | % BUDGET |
|-------|-------|--------------------------------|------------|-----------|-----------|----------|-----------|-----------|----------|
|       |       |                                | YTD TOTAL  | BUDGET    | SPENT     |          | TOTAL     | BUDGET    | USED     |
| 116   |       | SOLID WASTE/SANITATION         |            |           |           |          |           |           |          |
| R     |       | Revenue                        |            |           |           |          |           |           |          |
| 40000 |       | TOTAL LOCAL TAXES              |            |           |           |          |           |           |          |
| 116   | 40110 | CURRENT PROPERTY TAX           | 972,946    | 981,260   | 1,006,568 | 0        | 1,006,568 | -25,308   | 103%     |
| 116   | 40120 | TRUSTEE COLLECTIONS - PRIOR YR | 30,612     | 31,000    | 31,588    | 0        | 31,588    | -588      | 102%     |
| 116   | 40125 | TRUSTEE COLLECTIONS - BANKRUPT | 131        | 500       | 107       | 0        | 107       | 393       | 21%      |
| 116   | 40130 | COURT COLLECTIONS - PRIOR YRS  | 9,838      | 9,000     | 7,149     | 0        | 7,149     | 1,851     | 79%      |
| 116   | 40140 | INTEREST AND PENALTY           | 7,857      | 7,200     | 7,193     | 0        | 7,193     | 7         | 100%     |
| 116   | 40161 | PILOT - TVA                    | 82         | 100       | 82        | 0        | 82        | 18        | 82%      |
| 116   | 40162 | PILOT - LOCAL UTILITIES        | 0          | 14,000    | 0         | 0        | 0         | 14,000    | 0%       |
| 116   | 40163 | PILOT - OTHER                  | 151        | 200       | 172       | 0        | 172       | 28        | 86%      |
| 116   | 40270 | BUSINESS TAX                   | 13,982     | 27,000    | 24,049    | 0        | 24,049    | 2,951     | 89%      |
| 116   | 40320 | BANK EXCISE TAX                | 5,651      | 3,000     | 6,778     | 0        | 6,778     | -3,778    | 226%     |
| 116   | 40--- | TOTAL LOCAL TAXES              | 1,041,250  | 1,073,260 | 1,083,686 | 0        | 1,083,686 | -10,426   | 101%     |
| 41000 |       | TOTAL LICENSES AND PERMITS     |            |           |           |          |           |           |          |
| 116   | 41110 | MARRIAGE LICENSE               | 109        | 100       | 123       | 0        | 123       | -23       | 123%     |
| 116   | 41--- | TOTAL LICENSES AND PERMITS     | 109        | 100       | 123       | 0        | 123       | -23       | 123%     |
| 43000 |       | CHARGES FOR CURRENT SERVICES   |            |           |           |          |           |           |          |
| 116   | 43114 | SOLID WASTE DISPOSAL FEE       | 0          | 2,000     | 0         | 0        | 0         | 2,000     | 0%       |
| 116   | 43116 | SURCHARGE-WASTE TIRE DISPOSAL  | 79,996     | 90,000    | 86,814    | 0        | 86,814    | 3,186     | 96%      |
| 116   | 43--- | CHARGES FOR CURRENT SERVICES   | 79,996     | 92,000    | 86,814    | 0        | 86,814    | 5,186     | 94%      |
| 44000 |       | TOTAL OTHER LOCAL REVENUE      |            |           |           |          |           |           |          |
| 116   | 44110 | INVESTMENT INCOME              | 5,566      | 5,200     | 1,211     | 0        | 1,211     | 3,989     | 23%      |
| 116   | 44145 | SALE OF RECYCLED MATERIALS     | 127,111    | 100,000   | 200,381   | 0        | 200,381   | -100,381  | 200%     |
| 116   | 44170 | MISCELLANEOUS REFUNDS          | 4          | 0         | 0         | 0        | 0         | 0         | 0%       |
| 116   | 44--- | TOTAL OTHER LOCAL REVENUE      | 132,681    | 105,200   | 201,592   | 0        | 201,592   | -96,392   | 192%     |
| 46000 |       | STATE OF TENNESSEE             |            |           |           |          |           |           |          |
| 116   | 46990 | OTHER STATE REVENUES           | 85,815     | 90,000    | 86,783    | 0        | 86,783    | 3,217     | 96%      |
| 116   | 46--- | STATE OF TENNESSEE             | 85,815     | 90,000    | 86,783    | 0        | 86,783    | 3,217     | 96%      |
| 47000 |       | FEDERAL GOVERNMENT             |            |           |           |          |           |           |          |
| 116   | 47301 | FED CARES ACT UNEMPLOYMENT REB | 0          | 0         | 178       | 0        | 178       | -178      | 0%       |
| 116   | 47--- | FEDERAL GOVERNMENT             | 0          | 0         | 178       | 0        | 178       | -178      | 0%       |
| 49000 |       | OTHER SOURCES (NON-REVENUE)    |            |           |           |          |           |           |          |
| 116   | 49700 | INSURANCE RECOVERY             | 4,023      | 0         | 0         | 0        | 0         | 0         | 0%       |
| 116   | 49800 | TRANSFERS IN                   | 0          | 150,000   | 0         | 0        | 0         | 150,000   | 0%       |
| 116   | 49--- | OTHER SOURCES (NON-REVENUE)    | 4,023      | 150,000   | 0         | 0        | 0         | 150,000   | 0%       |

| Fnd Acct | Description                     | PRIOR YEAR | 2020-21   | YTD RECD/ | OPEN POS | 2020-21   | REMAINING | % BUDGET |
|----------|---------------------------------|------------|-----------|-----------|----------|-----------|-----------|----------|
|          |                                 | YTD TOTAL  | BUDGET    | SPENT     |          | TOTAL     | BUDGET    | USED     |
| 116      | SOLID WASTE/SANITATION          |            |           |           |          |           |           |          |
| R        | Revenue                         |            |           |           |          |           |           |          |
| 00000    |                                 |            |           |           |          |           |           |          |
| 116      | ----- Revenue                   | 1,343,874  | 1,510,560 | 1,459,176 | 0        | 1,459,176 | 51,384    | 97%      |
| E        | Expense                         |            |           |           |          |           |           |          |
| 55000    | PUBLIC HEALTH AND WELFARE       |            |           |           |          |           |           |          |
| 116      | 55732 CONVENIENCE CENTERS       | 1,236,699  | 1,493,887 | 1,282,239 | 28,957   | 1,311,196 | 182,693   | 88%      |
| 116      | 55759 OTHER WASTE DISPOSAL      | 189,387    | 223,476   | 197,844   | 423      | 198,267   | 25,209    | 89%      |
| 116      | 55--- PUBLIC HEALTH AND WELFARE | 1,426,086  | 1,717,363 | 1,480,083 | 29,380   | 1,509,463 | 207,902   | 88%      |
| 58000    | OTHER GENERAL GOVERNMENT        |            |           |           |          |           |           |          |
| 116      | 58802 FEMA COVID 19             | 192        | 0         | 0         | 0        | 0         | 0         | 0%       |
| 116      | 58--- OTHER GENERAL GOVERNMENT  | 192        | 0         | 0         | 0        | 0         | 0         | 0%       |
| 116      | ----- Expense                   | 1,426,278  | 1,717,363 | 1,480,083 | 29,380   | 1,509,463 | 207,902   | 88%      |
| 116      | ----- SOLID WASTE/SANITATION    | -82,404    | -206,803  | -20,907   | -29,380  | -50,287   | -156,518  | 24%      |
|          |                                 | =====      | =====     | =====     | =====    | =====     | =====     | =====    |

| Fnd Acct  | Description                    | PRIOR YEAR<br>YTD TOTAL | 2020-21<br>BUDGET | YTD RECD/<br>SPENT | OPEN POs | 2020-21<br>TOTAL | REMAINING<br>BUDGET | % BUDGET<br>USED |
|-----------|--------------------------------|-------------------------|-------------------|--------------------|----------|------------------|---------------------|------------------|
| 122       | DRUG FUND                      |                         |                   |                    |          |                  |                     |                  |
| R         | Revenue                        |                         |                   |                    |          |                  |                     |                  |
| 42000     | FINES                          |                         |                   |                    |          |                  |                     |                  |
| 122 42240 | DRUG CONTROL FINES             | 4,579                   | 3,000             | 4,514              | 0        | 4,514            | -1,514              | 150%             |
| 122 42340 | DRUG CONTROL FINES             | 6,350                   | 7,000             | 5,030              | 0        | 5,030            | 1,970               | 72%              |
| 122 42910 | PROCEEDS FROM CONFISCATED PROP | 5,360                   | 10,000            | 0                  | 0        | 0                | 10,000              | 0%               |
| 122 42990 | OTHER FINES, FORFEITURES, AND  | 330                     | 200               | 0                  | 0        | 0                | 200                 | 0%               |
| 122 42--- | FINES                          | 16,619                  | 20,200            | 9,544              | 0        | 9,544            | 10,656              | 47%              |
| 44000     | TOTAL OTHER LOCAL REVENUE      |                         |                   |                    |          |                  |                     |                  |
| 122 44110 | INVESTMENT INCOME              | 8,291                   | 7,000             | 2,173              | 0        | 2,173            | 4,827               | 31%              |
| 122 44990 | OTHER LOCAL REVENUES           | 6,125                   | 7,000             | 100                | 0        | 100              | 6,900               | 1%               |
| 122 44--- | TOTAL OTHER LOCAL REVENUE      | 14,416                  | 14,000            | 2,273              | 0        | 2,273            | 11,727              | 16%              |
| 47000     | FEDERAL GOVERNMENT             |                         |                   |                    |          |                  |                     |                  |
| 122 47700 | ASSET FORFEITURE FUNDS         | 0                       | 0                 | 12,446             | 0        | 12,446           | -12,446             | 0%               |
| 122 47--- | FEDERAL GOVERNMENT             | 0                       | 0                 | 12,446             | 0        | 12,446           | -12,446             | 0%               |
| 122 ----- | Revenue                        | 31,035                  | 34,200            | 24,263             | 0        | 24,263           | 9,937               | 71%              |
| E         | Expense                        |                         |                   |                    |          |                  |                     |                  |
| 54000     | PUBLIC SAFETY                  |                         |                   |                    |          |                  |                     |                  |
| 122 54150 | DRUG ENFORCEMENT               | 43,856                  | 114,600           | 47,981             | 62       | 48,042           | 66,558              | 42%              |
| 122 54--- | PUBLIC SAFETY                  | 43,856                  | 114,600           | 47,981             | 62       | 48,042           | 66,558              | 42%              |
| 122 ----- | Expense                        | 43,856                  | 114,600           | 47,981             | 62       | 48,042           | 66,558              | 42%              |
| 122 ----- | DRUG FUND                      | -12,821                 | -80,400           | -23,718            | -62      | -23,779          | -56,621             | 30%              |
| =====     |                                | =====                   | =====             | =====              | =====    | =====            | =====               | =====            |



| Fnd Acct  | Description                    | PRIOR YEAR | 2020-21   | YTD RECD/ | OPEN POS | 2020-21   | REMAINING | % BUDGET |
|-----------|--------------------------------|------------|-----------|-----------|----------|-----------|-----------|----------|
|           |                                | YTD TOTAL  | BUDGET    | SPENT     |          | TOTAL     | BUDGET    | USED     |
| 131       | HIGHWAY FUND                   |            |           |           |          |           |           |          |
| R         | Revenue                        |            |           |           |          |           |           |          |
| 40000     | TOTAL LOCAL TAXES              |            |           |           |          |           |           |          |
| 131 40110 | CURRENT PROPERTY TAX           | 4,540,232  | 4,578,690 | 4,697,263 | 0        | 4,697,263 | -118,573  | 103%     |
| 131 40120 | TRUSTEE COLLECTIONS - PRIOR YR | 147,950    | 146,000   | 147,419   | 0        | 147,419   | -1,419    | 101%     |
| 131 40125 | TRUSTEE COLLECTIONS - BANKRUPT | 782        | 5,000     | 570       | 0        | 570       | 4,430     | 11%      |
| 131 40130 | COURT COLLECTIONS - PRIOR YRS  | 47,410     | 42,000    | 33,363    | 0        | 33,363    | 8,637     | 79%      |
| 131 40140 | INTEREST AND PENALTY           | 37,853     | 34,000    | 33,604    | 0        | 33,604    | 396       | 99%      |
| 131 40161 | PILOT - TVA                    | 382        | 400       | 382       | 0        | 382       | 18        | 95%      |
| 131 40162 | PILOT - LOCAL UTILITIES        | 0          | 67,500    | 0         | 0        | 0         | 67,500    | 0%       |
| 131 40163 | PILOT - OTHER                  | 5,387      | 17,000    | 5,110     | 0        | 5,110     | 11,890    | 30%      |
| 131 40270 | BUSINESS TAX                   | 65,247     | 125,000   | 112,231   | 0        | 112,231   | 12,769    | 90%      |
| 131 40280 | MINERAL SEVERANCE TAX          | 11,850     | 18,000    | 15,801    | 0        | 15,801    | 2,199     | 88%      |
| 131 40320 | BANK EXCISE TAX                | 26,370     | 13,000    | 31,633    | 0        | 31,633    | -18,633   | 243%     |
| 131 40--- | TOTAL LOCAL TAXES              | 4,883,463  | 5,046,590 | 5,077,376 | 0        | 5,077,376 | -30,786   | 101%     |
| 41000     | TOTAL LICENSES AND PERMITS     |            |           |           |          |           |           |          |
| 131 41110 | MARRIAGE LICENSE               | 512        | 700       | 575       | 0        | 575       | 125       | 82%      |
| 131 41590 | OTHER PERMITS                  | 300        | 0         | 100       | 0        | 100       | -100      | 0%       |
| 131 41--- | TOTAL LICENSES AND PERMITS     | 812        | 700       | 675       | 0        | 675       | 25        | 96%      |
| 44000     | TOTAL OTHER LOCAL REVENUE      |            |           |           |          |           |           |          |
| 131 44110 | INVESTMENT INCOME              | 122,960    | 125,000   | 37,909    | 0        | 37,909    | 87,091    | 30%      |
| 131 44120 | LEASE/RENTALS                  | 124,777    | 135,000   | 128,266   | 0        | 128,266   | 6,734     | 95%      |
| 131 44130 | SALE OF MATERIALS AND SUPPLIES | 1,522      | 0         | 3,341     | 0        | 3,341     | -3,341    | 0%       |
| 131 44170 | MISCELLANEOUS REFUNDS          | 222        | 0         | 0         | 0        | 0         | 0         | 0%       |
| 131 44530 | SALE OF EQUIPMENT              | 18,780     | 10,000    | 54,100    | 0        | 54,100    | -44,100   | 541%     |
| 131 44990 | OTHER LOCAL REVENUES           | 0          | 0         | 39        | 0        | 39        | -39       | 0%       |
| 131 44--- | TOTAL OTHER LOCAL REVENUE      | 268,261    | 270,000   | 223,655   | 0        | 223,655   | 46,345    | 83%      |
| 46000     | STATE OF TENNESSEE             |            |           |           |          |           |           |          |
| 131 46410 | BRIDGE PROGRAM                 | 634,412    | 2,606,284 | 126,076   | 0        | 126,076   | 2,480,208 | 5%       |
| 131 46920 | GASOLINE AND MOTOR FUEL TAX    | 2,460,864  | 3,000,000 | 2,339,748 | 0        | 2,339,748 | 660,252   | 78%      |
| 131 46930 | PETROLEUM SPECIAL TAX          | 66,551     | 73,940    | 66,551    | 0        | 66,551    | 7,389     | 90%      |
| 131 46--- | STATE OF TENNESSEE             | 3,161,827  | 5,680,224 | 2,532,375 | 0        | 2,532,375 | 3,147,849 | 45%      |
| 47000     | FEDERAL GOVERNMENT             |            |           |           |          |           |           |          |
| 131 47301 | FED CARES ACT UNEMPLOYMENT REB | 0          | 0         | 3,997     | 0        | 3,997     | -3,997    | 0%       |
| 131 47--- | FEDERAL GOVERNMENT             | 0          | 0         | 3,997     | 0        | 3,997     | -3,997    | 0%       |
| 48000     | OTHER GOVERNMENT AND CITIZENS  |            |           |           |          |           |           |          |
| 131 48120 | PAVING AND MAINTENANCE         | 74,762     | 0         | 33,115    | 0        | 33,115    | -33,115   | 0%       |
| 131 48--- | OTHER GOVERNMENT AND CITIZENS  | 74,762     | 0         | 33,115    | 0        | 33,115    | -33,115   | 0%       |

| Fnd Acct  | Description                    | PRIOR YEAR<br>YTD TOTAL | 2020-21<br>BUDGET | YTD RECD/<br>SPENT | OPEN POs   | 2020-21<br>TOTAL | REMAINING<br>BUDGET | % BUDGET<br>USED |
|-----------|--------------------------------|-------------------------|-------------------|--------------------|------------|------------------|---------------------|------------------|
| 131       | HIGHWAY FUND                   |                         |                   |                    |            |                  |                     |                  |
| R         | Revenue                        |                         |                   |                    |            |                  |                     |                  |
| 49000     | OTHER SOURCES (NON-REVENUE)    |                         |                   |                    |            |                  |                     |                  |
| 131 49700 | INSURANCE RECOVERY             | 3,862                   | 0                 | 9,425              | 0          | 9,425            | -9,425              | 0%               |
| 131 49--- | OTHER SOURCES (NON-REVENUE)    | 3,862                   | 0                 | 9,425              | 0          | 9,425            | -9,425              | 0%               |
| 131 ----- | Revenue                        | 8,392,987               | 10,997,514        | 7,880,618          | 0          | 7,880,618        | 3,116,896           | 72%              |
| E         | Expense                        |                         |                   |                    |            |                  |                     |                  |
| 58000     | OTHER GENERAL GOVERNMENT       |                         |                   |                    |            |                  |                     |                  |
| 131 58802 | FEMA COVID 19                  | 655                     | 200               | 549                | 0          | 549              | -349                | 274%             |
| 131 58--- | OTHER GENERAL GOVERNMENT       | 655                     | 200               | 549                | 0          | 549              | -349                | 274%             |
| 61000     | ADMINISTRATION                 |                         |                   |                    |            |                  |                     |                  |
| 131 61000 | ADMINISTRATION                 | 909,566                 | 940,810           | 826,618            | 7,474      | 834,091          | 106,723             | 89%              |
| 131 61--- | ADMINISTRATION                 | 909,566                 | 940,810           | 826,618            | 7,474      | 834,091          | 106,723             | 89%              |
| 62000     | HIGHWAY AND BRIDGE MAINTENANCE |                         |                   |                    |            |                  |                     |                  |
| 131 62000 | HIGHWAY AND BRIDGE MAINTENANCE | 2,319,764               | 3,022,520         | 2,118,276          | 96,542     | 2,214,818        | 807,704             | 73%              |
| 131 62--- | HIGHWAY AND BRIDGE MAINTENANCE | 2,319,764               | 3,022,520         | 2,118,276          | 96,542     | 2,214,818        | 807,704             | 73%              |
| 63000     | TOTAL 63*** ACCOUNTS           |                         |                   |                    |            |                  |                     |                  |
| 131 63100 | OPERATION AND MAINTENANCE OF E | 707,306                 | 948,290           | 744,579            | 10,317     | 754,895          | 193,397             | 80%              |
| 131 63500 | ASPHALT PLANT OPERATIONS       | 2,872,086               | 3,491,460         | 2,781,536          | 173,645    | 2,955,180        | 536,281             | 85%              |
| 131 63600 | TRAFFIC CONTROL                | 76,487                  | 141,730           | 75,760             | 7,459      | 83,219           | 58,512              | 59%              |
| 131 63--- | TOTAL 63*** ACCOUNTS           | 3,655,879               | 4,581,480         | 3,601,875          | 191,421    | 3,793,294        | 788,190             | 83%              |
| 68000     | CAPITAL OUTLAY                 |                         |                   |                    |            |                  |                     |                  |
| 131 68000 | CAPITAL OUTLAY                 | 1,232,517               | 3,612,584         | 283,533            | 1,816,472  | 2,100,005        | 1,512,579           | 58%              |
| 131 68--- | CAPITAL OUTLAY                 | 1,232,517               | 3,612,584         | 283,533            | 1,816,472  | 2,100,005        | 1,512,579           | 58%              |
| 131 ----- | Expense                        | 8,118,381               | 12,157,594        | 6,830,851          | 2,111,909  | 8,942,757        | 3,214,847           | 74%              |
| 131 ----- | HIGHWAY FUND                   | 274,606                 | -1,160,080        | 1,049,767          | -2,111,909 | -1,062,139       | -97,951             | 92%              |
|           |                                | =====                   | =====             | =====              | =====      | =====            | =====               | =====            |

| Fnd Acct  | Description                    | PRIOR YEAR | 2020-21    | YTD RECD/  | OPEN POS | 2020-21    | REMAINING  | % BUDGET |
|-----------|--------------------------------|------------|------------|------------|----------|------------|------------|----------|
|           |                                | YTD TOTAL  | BUDGET     | SPENT      |          | TOTAL      | BUDGET     | USED     |
| 151       | GENERAL DEBT SERVICE FUND      |            |            |            |          |            |            |          |
| R         | Revenue                        |            |            |            |          |            |            |          |
| 40000     | TOTAL LOCAL TAXES              |            |            |            |          |            |            |          |
| 151 40110 | CURRENT PROPERTY TAX           | 11,999,258 | 12,102,180 | 12,414,201 | 0        | 12,414,201 | -312,021   | 103%     |
| 151 40120 | TRUSTEE COLLECTIONS - PRIOR YR | 389,673    | 386,600    | 389,605    | 0        | 389,605    | -3,005     | 101%     |
| 151 40125 | TRUSTEE COLLECTIONS - BANKRUPT | 1,675      | 5,000      | 1,366      | 0        | 1,366      | 3,634      | 27%      |
| 151 40130 | COURT COLLECTIONS - PRIOR YRS  | 124,952    | 110,000    | 88,174     | 0        | 88,174     | 21,826     | 80%      |
| 151 40140 | INTEREST AND PENALTY           | 99,643     | 88,000     | 88,741     | 0        | 88,741     | -741       | 101%     |
| 151 40161 | PILOT - TVA                    | 1,009      | 1,000      | 1,009      | 0        | 1,009      | -9         | 101%     |
| 151 40162 | PILOT - LOCAL UTILITIES        | 0          | 177,000    | 0          | 0        | 0          | 177,000    | 0%       |
| 151 40163 | PILOT - OTHER                  | 1,860      | 2,500      | 2,117      | 0        | 2,117      | 383        | 85%      |
| 151 40266 | LITIGATION TAX - JAIL          | 287,022    | 336,000    | 202,057    | 0        | 202,057    | 133,943    | 60%      |
| 151 40270 | BUSINESS TAX                   | 172,439    | 332,000    | 296,610    | 0        | 296,610    | 35,390     | 89%      |
| 151 40320 | BANK EXCISE TAX                | 69,693     | 33,000     | 83,600     | 0        | 83,600     | -50,600    | 253%     |
| 151 40--- | TOTAL LOCAL TAXES              | 13,147,224 | 13,573,280 | 13,567,480 | 0        | 13,567,480 | 5,800      | 100%     |
| 41000     | TOTAL LICENSES AND PERMITS     |            |            |            |          |            |            |          |
| 151 41110 | MARRIAGE LICENSE               | 1,352      | 1,500      | 1,519      | 0        | 1,519      | -19        | 101%     |
| 151 41--- | TOTAL LICENSES AND PERMITS     | 1,352      | 1,500      | 1,519      | 0        | 1,519      | -19        | 101%     |
| 44000     | TOTAL OTHER LOCAL REVENUE      |            |            |            |          |            |            |          |
| 151 44110 | INVESTMENT INCOME              | 173,949    | 164,000    | 50,820     | 0        | 50,820     | 113,180    | 31%      |
| 151 44510 | ACCRUED INTEREST ON DEBT ISSUE | 3,792      | 0          | 0          | 0        | 0          | 0          | 0%       |
| 151 44--- | TOTAL OTHER LOCAL REVENUE      | 177,741    | 164,000    | 50,820     | 0        | 50,820     | 113,180    | 31%      |
| 49000     | OTHER SOURCES (NON-REVENUE)    |            |            |            |          |            |            |          |
| 151 49800 | TRANSFERS IN                   | 81,000     | 81,000     | 81,000     | 0        | 81,000     | 0          | 100%     |
| 151 49--- | OTHER SOURCES (NON-REVENUE)    | 81,000     | 81,000     | 81,000     | 0        | 81,000     | 0          | 100%     |
| 151 ----- | Revenue                        | 13,407,317 | 13,819,780 | 13,700,819 | 0        | 13,700,819 | 118,961    | 99%      |
| E         | Expense                        |            |            |            |          |            |            |          |
| 82000     |                                |            |            |            |          |            |            |          |
| 151 82110 | GENERAL GOVERNMENT - PRINCIPAL | 1,335,000  | 3,624,490  | 1,395,000  | 0        | 1,395,000  | 2,229,490  | 38%      |
| 151 82120 | HIGHWAYS AND STREETS - PRINCIP | 244,775    | 80,987     | 246,566    | 0        | 246,566    | -165,579   | 304%     |
| 151 82130 | EDUCATION - PRINCIPAL          | 5,955,225  | 3,799,498  | 5,863,434  | 0        | 5,863,434  | -2,063,936 | 154%     |
| 151 82210 | GENERAL GOVERNMENT - INTEREST  | 1,169,518  | 1,099,714  | 1,114,543  | 0        | 1,114,543  | -14,829    | 101%     |
| 151 82220 | HIGHWAYS AND STREETS - INTERE  | 37,521     | 78,873     | 30,151     | 0        | 30,151     | 48,722     | 38%      |
| 151 82230 | EDUCATION - INTEREST           | 4,482,385  | 4,251,149  | 4,285,047  | 0        | 4,285,047  | -33,898    | 101%     |
| 151 82310 | GENERAL GOVERNMENT - OTHER DS  | 257,403    | 279,540    | 267,153    | 0        | 267,153    | 12,387     | 96%      |
| 151 82--- |                                | 13,481,827 | 13,214,251 | 13,201,894 | 0        | 13,201,894 | 12,357     | 100%     |
| 99000     | OTHER USES                     |            |            |            |          |            |            |          |
| 151 99100 | TRANSFERS OUT                  | 0          | 1,000,000  | 0          | 0        | 0          | 1,000,000  | 0%       |
| 151 99--- | OTHER USES                     | 0          | 1,000,000  | 0          | 0        | 0          | 1,000,000  | 0%       |

| <u>Fnd Acct</u> | <u>Description</u>              | <u>PRIOR YEAR</u><br><u>YTD TOTAL</u> | <u>2020-21</u><br><u>BUDGET</u> | <u>YTD RECD/</u><br><u>SPENT</u> | <u>OPEN POs</u> | <u>2020-21</u><br><u>TOTAL</u> | <u>REMAINING</u><br><u>BUDGET</u> | <u>% BUDGET</u><br><u>USED</u> |
|-----------------|---------------------------------|---------------------------------------|---------------------------------|----------------------------------|-----------------|--------------------------------|-----------------------------------|--------------------------------|
| 151             | GENERAL DEBT SERVICE FUND       |                                       |                                 |                                  |                 |                                |                                   |                                |
| E               | Expense                         |                                       |                                 |                                  |                 |                                |                                   |                                |
| 00000           |                                 |                                       |                                 |                                  |                 |                                |                                   |                                |
| 151             | ----- Expense                   | 13,481,827                            | 14,214,251                      | 13,201,894                       | 0               | 13,201,894                     | 1,012,357                         | 93%                            |
| 151             | ----- GENERAL DEBT SERVICE FUND | -74,510                               | -394,471                        | 498,925                          | 0               | 498,925                        | -893,396                          | -126%                          |
|                 |                                 | =====                                 | =====                           | =====                            | =====           | =====                          | =====                             | =====                          |

| Fnd Acct  | Description                 | PRIOR YEAR<br>YTD TOTAL | 2020-21<br>BUDGET | YTD RECD/<br>SPENT | OPEN POs | 2020-21<br>TOTAL | REMAINING<br>BUDGET | % BUDGET<br>USED |
|-----------|-----------------------------|-------------------------|-------------------|--------------------|----------|------------------|---------------------|------------------|
| 152       | RURAL DEBT SERVICE          |                         |                   |                    |          |                  |                     |                  |
| R         | Revenue                     |                         |                   |                    |          |                  |                     |                  |
| 44000     | TOTAL OTHER LOCAL REVENUE   |                         |                   |                    |          |                  |                     |                  |
| 152 44110 | INVESTMENT INCOME           | 2,161                   | 1,800             | 538                | 0        | 538              | 1,262               | 30%              |
| 152 44--- | TOTAL OTHER LOCAL REVENUE   | 2,161                   | 1,800             | 538                | 0        | 538              | 1,262               | 30%              |
| 49000     | OTHER SOURCES (NON-REVENUE) |                         |                   |                    |          |                  |                     |                  |
| 152 49800 | TRANSFERS IN                | 260,000                 | 260,000           | 260,000            | 0        | 260,000          | 0                   | 100%             |
| 152 49--- | OTHER SOURCES (NON-REVENUE) | 260,000                 | 260,000           | 260,000            | 0        | 260,000          | 0                   | 100%             |
| 152 ----- | Revenue                     | 262,161                 | 261,800           | 260,538            | 0        | 260,538          | 1,262               | 100%             |
| E         | Expense                     |                         |                   |                    |          |                  |                     |                  |
| 82000     |                             |                         |                   |                    |          |                  |                     |                  |
| 152 82130 | EDUCATION - PRINCIPAL       | 215,000                 | 220,000           | 220,000            | 0        | 220,000          | 0                   | 100%             |
| 152 82230 | EDUCATION - INTEREST        | 44,525                  | 38,000            | 38,000             | 0        | 38,000           | 0                   | 100%             |
| 152 82--- |                             | 259,525                 | 258,000           | 258,000            | 0        | 258,000          | 0                   | 100%             |
| 152 ----- | Expense                     | 259,525                 | 258,000           | 258,000            | 0        | 258,000          | 0                   | 100%             |
| 152 ----- | RURAL DEBT SERVICE          | 2,636                   | 3,800             | 2,538              | 0        | 2,538            | 1,262               | 67%              |
|           |                             | =====                   | =====             | =====              | =====    | =====            | =====               | =====            |

| Fnd Acct  | Description                    | PRIOR YEAR<br>YTD TOTAL | 2020-21<br>BUDGET | YTD RECD/<br>SPENT | OPEN POS | 2020-21<br>TOTAL | REMAINING<br>BUDGET | % BUDGET<br>USED |
|-----------|--------------------------------|-------------------------|-------------------|--------------------|----------|------------------|---------------------|------------------|
| 171       | GENERAL CAPITAL PROJECTS FUND  |                         |                   |                    |          |                  |                     |                  |
| R         | Revenue                        |                         |                   |                    |          |                  |                     |                  |
| 40000     | TOTAL LOCAL TAXES              |                         |                   |                    |          |                  |                     |                  |
| 171 40110 | CURRENT PROPERTY TAX           | 6,486,020               | 981,260           | 1,009,626          | 0        | 1,009,626        | -28,366             | 103%             |
| 171 40120 | TRUSTEE COLLECTIONS - PRIOR YR | 200,447                 | 31,350            | 210,558            | 0        | 210,558          | -179,208            | 672%             |
| 171 40125 | TRUSTEE COLLECTIONS - BANKRUPT | 1,365                   | 0                 | 898                | 0        | 898              | -898                | 0%               |
| 171 40130 | COURT COLLECTIONS - PRIOR YRS  | 64,411                  | 9,000             | 47,662             | 0        | 47,662           | -38,662             | 530%             |
| 171 40140 | INTEREST AND PENALTY           | 51,583                  | 7,200             | 41,913             | 0        | 41,913           | -34,713             | 582%             |
| 171 40161 | PILOT - TVA                    | 545                     | 113               | 82                 | 0        | 82               | 31                  | 72%              |
| 171 40162 | PILOT - LOCAL UTILITIES        | 0                       | 13,800            | 0                  | 0        | 0                | 13,800              | 0%               |
| 171 40163 | PILOT - OTHER                  | 1,005                   | 150               | 575                | 0        | 575              | -425                | 384%             |
| 171 40270 | BUSINESS TAX                   | 93,210                  | 27,000            | 24,049             | 0        | 24,049           | 2,951               | 89%              |
| 171 40320 | BANK EXCISE TAX                | 37,672                  | 2,700             | 6,778              | 0        | 6,778            | -4,078              | 251%             |
| 171 40--- | TOTAL LOCAL TAXES              | 6,936,258               | 1,072,573         | 1,342,141          | 0        | 1,342,141        | -269,568            | 125%             |
| 41000     | TOTAL LICENSES AND PERMITS     |                         |                   |                    |          |                  |                     |                  |
| 171 41110 | MARRIAGE LICENSE               | 726                     | 75                | 211                | 0        | 211              | -136                | 281%             |
| 171 41--- | TOTAL LICENSES AND PERMITS     | 726                     | 75                | 211                | 0        | 211              | -136                | 281%             |
| 44000     | TOTAL OTHER LOCAL REVENUE      |                         |                   |                    |          |                  |                     |                  |
| 171 44110 | INVESTMENT INCOME              | 219,484                 | 226,000           | 69,845             | 0        | 69,845           | 156,155             | 31%              |
| 171 44120 | LEASE/RENTALS                  | 47,250                  | 53,250            | 53,250             | 0        | 53,250           | 0                   | 100%             |
| 171 44170 | MISCELLANEOUS REFUNDS          | 50,000                  | 0                 | 0                  | 0        | 0                | 0                   | 0%               |
| 171 44--- | TOTAL OTHER LOCAL REVENUE      | 316,734                 | 279,250           | 123,095            | 0        | 123,095          | 156,155             | 44%              |
| 46000     | STATE OF TENNESSEE             |                         |                   |                    |          |                  |                     |                  |
| 171 46310 | HEALTH DEPARTMENT PROGRAMS     | 20,000                  | 0                 | 278,000            | 0        | 278,000          | -278,000            | 0%               |
| 171 46390 | OTHER HEALTH & WELFARE GRANTS  | 435,433                 | 0                 | 0                  | 0        | 0                | 0                   | 0%               |
| 171 46--- | STATE OF TENNESSEE             | 455,433                 | 0                 | 278,000            | 0        | 278,000          | -278,000            | 0%               |
| 48000     | OTHER GOVERNMENT AND CITIZENS  |                         |                   |                    |          |                  |                     |                  |
| 171 48130 | CONTRIBUTIONS                  | 0                       | 0                 | 35,238             | 0        | 35,238           | -35,238             | 0%               |
| 171 48--- | OTHER GOVERNMENT AND CITIZENS  | 0                       | 0                 | 35,238             | 0        | 35,238           | -35,238             | 0%               |
| 49000     | OTHER SOURCES (NON-REVENUE)    |                         |                   |                    |          |                  |                     |                  |
| 171 49800 | TRANSFERS IN                   | 0                       | 0                 | 17,400             | 0        | 17,400           | -17,400             | 0%               |
| 171 49--- | OTHER SOURCES (NON-REVENUE)    | 0                       | 0                 | 17,400             | 0        | 17,400           | -17,400             | 0%               |
| 171 ----- | Revenue                        | 7,709,151               | 1,351,898         | 1,796,085          | 0        | 1,796,085        | -444,187            | 133%             |

| Fnd   | Acct  | Description                    | PRIOR YEAR | 2020-21    | YTD RECD/ | OPEN POS | 2020-21   | REMAINING  | % BUDGET |
|-------|-------|--------------------------------|------------|------------|-----------|----------|-----------|------------|----------|
|       |       |                                | YTD TOTAL  | BUDGET     | SPENT     |          | TOTAL     | BUDGET     | USED     |
| 171   |       | GENERAL CAPITAL PROJECTS FUND  |            |            |           |          |           |            |          |
| E     |       | Expense                        |            |            |           |          |           |            |          |
| 58000 |       | OTHER GENERAL GOVERNMENT       |            |            |           |          |           |            |          |
| 171   | 58802 | FEMA COVID 19                  | 0          | 0          | 127,039   | 0        | 127,039   | -127,039   | 0%       |
| 171   | 58--- | OTHER GENERAL GOVERNMENT       | 0          | 0          | 127,039   | 0        | 127,039   | -127,039   | 0%       |
| 91000 |       |                                |            |            |           |          |           |            |          |
| 171   | 91110 | GENERAL ADMINISTRATION PROJECT | 143,210    | 1,754,500  | 86,030    | 0        | 86,030    | 1,668,470  | 5%       |
| 171   | 91120 | ADMINISTRATION OF JUSTICE PROJ | 0          | 35,000     | 0         | 0        | 0         | 35,000     | 0%       |
| 171   | 91130 | PUBLIC SAFETY PROJECTS         | 12,734     | 3,922,000  | 1,316,825 | 164,756  | 1,481,581 | 2,440,419  | 38%      |
| 171   | 91140 | PUBLIC HEALTH AND WELFARE PROJ | 70,000     | 0          | 0         | 0        | 0         | 0          | 0%       |
| 171   | 91150 | SOCIAL, CULTURAL AND RECREATIO | 1,058,000  | 2,142,000  | 1,000     | 0        | 1,000     | 2,141,000  | 0%       |
| 171   | 91300 | EDUCATION CAPITAL PROJECTS     | 1,822,951  | 0          | 0         | 0        | 0         | 0          | 0%       |
| 171   | 91--- |                                | 3,106,895  | 7,853,500  | 1,403,855 | 164,756  | 1,568,611 | 6,284,889  | 20%      |
| 95000 |       | CAPITAL PROJECTS - DONATED     |            |            |           |          |           |            |          |
| 171   | 95100 | CAP PROJ - DONATED TO SCHOOLS  | 1,102,285  | 0          | 0         | 0        | 0         | 0          | 0%       |
| 171   | 95--- | CAPITAL PROJECTS - DONATED     | 1,102,285  | 0          | 0         | 0        | 0         | 0          | 0%       |
| 99000 |       | OTHER USES                     |            |            |           |          |           |            |          |
| 171   | 99100 | TRANSFERS OUT                  | 0          | 750,000    | 0         | 0        | 0         | 750,000    | 0%       |
| 171   | 99--- | OTHER USES                     | 0          | 750,000    | 0         | 0        | 0         | 750,000    | 0%       |
| 171   | ----- | Expense                        | 4,209,180  | 8,603,500  | 1,530,894 | 164,756  | 1,695,650 | 6,907,850  | 20%      |
| 171   | ----- | GENERAL CAPITAL PROJECTS FUND  | 3,499,971  | -7,251,602 | 265,191   | -164,756 | 100,435   | -7,352,037 | -1%      |
|       |       |                                | =====      | =====      | =====     | =====    | =====     | =====      | =====    |

| Fnd Acct  | Description                    | PRIOR YEAR<br>YTD TOTAL | 2020-21<br>BUDGET | YTD RECD/<br>SPENT | OPEN POS   | 2020-21<br>TOTAL | REMAINING<br>BUDGET | % BUDGET<br>USED |
|-----------|--------------------------------|-------------------------|-------------------|--------------------|------------|------------------|---------------------|------------------|
| 177       | EDUCATION CAPITAL PROJECTS     |                         |                   |                    |            |                  |                     |                  |
| R         | Revenue                        |                         |                   |                    |            |                  |                     |                  |
| 40000     | TOTAL LOCAL TAXES              |                         |                   |                    |            |                  |                     |                  |
| 177 40110 | CURRENT PROPERTY TAX           | 0                       | 5,560,460         | 5,700,838          | 0          | 5,700,838        | -140,378            | 103%             |
| 177 40120 | TRUSTEE COLLECTIONS - PRIOR YR | 0                       | 177,650           | 0                  | 0          | 0                | 177,650             | 0%               |
| 177 40130 | COURT COLLECTIONS - PRIOR YRS  | 0                       | 51,000            | 0                  | 0          | 0                | 51,000              | 0%               |
| 177 40140 | INTEREST AND PENALTY           | 0                       | 40,800            | 6,106              | 0          | 6,106            | 34,694              | 15%              |
| 177 40161 | PILOT - TVA                    | 0                       | 640               | 464                | 0          | 464              | 176                 | 72%              |
| 177 40162 | PILOT - LOCAL UTILITIES        | 0                       | 78,200            | 0                  | 0          | 0                | 78,200              | 0%               |
| 177 40163 | PILOT - OTHER                  | 0                       | 850               | 973                | 0          | 973              | -123                | 114%             |
| 177 40270 | BUSINESS TAX                   | 0                       | 153,000           | 136,280            | 0          | 136,280          | 16,720              | 89%              |
| 177 40320 | BANK EXCISE TAX                | 0                       | 15,300            | 38,411             | 0          | 38,411           | -23,111             | 251%             |
| 177 40--- | TOTAL LOCAL TAXES              | 0                       | 6,077,900         | 5,883,072          | 0          | 5,883,072        | 194,828             | 97%              |
| 41000     | TOTAL LICENSES AND PERMITS     |                         |                   |                    |            |                  |                     |                  |
| 177 41110 | MARRIAGE LICENSE               | 0                       | 425               | 515                | 0          | 515              | -90                 | 121%             |
| 177 41--- | TOTAL LICENSES AND PERMITS     | 0                       | 425               | 515                | 0          | 515              | -90                 | 121%             |
| 177 ----- | Revenue                        | 0                       | 6,078,325         | 5,883,587          | 0          | 5,883,587        | 194,738             | 97%              |
| E         | Expense                        |                         |                   |                    |            |                  |                     |                  |
| 91000     |                                |                         |                   |                    |            |                  |                     |                  |
| 177 91300 | EDUCATION CAPITAL PROJECTS     | 0                       | 4,620,500         | 244,294            | 1,977,082  | 2,221,376        | 2,399,124           | 48%              |
| 177 91--- |                                | 0                       | 4,620,500         | 244,294            | 1,977,082  | 2,221,376        | 2,399,124           | 48%              |
| 95000     | CAPITAL PROJECTS - DONATED     |                         |                   |                    |            |                  |                     |                  |
| 177 95100 | CAP PROJ - DONATED TO SCHOOLS  | 0                       | 1,198,000         | 639,827            | 520,218    | 1,160,045        | 37,955              | 97%              |
| 177 95--- | CAPITAL PROJECTS - DONATED     | 0                       | 1,198,000         | 639,827            | 520,218    | 1,160,045        | 37,955              | 97%              |
| 99000     | OTHER USES                     |                         |                   |                    |            |                  |                     |                  |
| 177 99100 | TRANSFERS OUT                  | 0                       | 250,000           | 0                  | 0          | 0                | 250,000             | 0%               |
| 177 99--- | OTHER USES                     | 0                       | 250,000           | 0                  | 0          | 0                | 250,000             | 0%               |
| 177 ----- | Expense                        | 0                       | 6,068,500         | 884,121            | 2,497,300  | 3,381,421        | 2,687,079           | 56%              |
| 177 ----- | EDUCATION CAPITAL PROJECTS     | 0                       | 9,825             | 4,999,466          | -2,497,300 | 2,502,166        | -2,492,341          | 25,467%          |
| =====     |                                |                         |                   |                    |            |                  |                     |                  |



| Fnd   | Acct  | Description                    | PRIOR YEAR<br>YTD TOTAL | 2020-21<br>BUDGET | YTD RECD/<br>SPENT | OPEN POS | 2020-21<br>TOTAL | REMAINING<br>BUDGET | % BUDGET<br>USED |
|-------|-------|--------------------------------|-------------------------|-------------------|--------------------|----------|------------------|---------------------|------------------|
| 263   |       | SELF-INSURANCE FUND            |                         |                   |                    |          |                  |                     |                  |
| R     |       | Revenue                        |                         |                   |                    |          |                  |                     |                  |
| 43000 |       | CHARGES FOR CURRENT SERVICES   |                         |                   |                    |          |                  |                     |                  |
| 263   | 43101 | SELF-INSURANCE PREMIUMS/CONTRI | 5,965,611               | 6,442,000         | 5,890,745          | 0        | 5,890,745        | 551,255             | 91%              |
| 263   | 43--- | CHARGES FOR CURRENT SERVICES   | 5,965,611               | 6,442,000         | 5,890,745          | 0        | 5,890,745        | 551,255             | 91%              |
| 44000 |       | TOTAL OTHER LOCAL REVENUE      |                         |                   |                    |          |                  |                     |                  |
| 263   | 44110 | INVESTMENT INCOME              | 62,335                  | 67,500            | 24,861             | 0        | 24,861           | 42,639              | 37%              |
| 263   | 44160 | RETIREE INSURANCE PAYMENTS     | 36,368                  | 60,000            | 50,893             | 0        | 50,893           | 9,108               | 85%              |
| 263   | 44170 | MISCELLANEOUS REFUNDS          | 100                     | 0                 | 0                  | 0        | 0                | 0                   | 0%               |
| 263   | 44--- | TOTAL OTHER LOCAL REVENUE      | 98,803                  | 127,500           | 75,754             | 0        | 75,754           | 51,747              | 59%              |
| 263   | ----- | Revenue                        | 6,064,414               | 6,569,500         | 5,966,499          | 0        | 5,966,499        | 603,002             | 91%              |
| E     |       | Expense                        |                         |                   |                    |          |                  |                     |                  |
| 58000 |       | OTHER GENERAL GOVERNMENT       |                         |                   |                    |          |                  |                     |                  |
| 263   | 58600 | EMPLOYEE BENEFITS              | 4,453,472               | 6,428,280         | 5,505,836          | 2,917    | 5,508,753        | 919,527             | 86%              |
| 263   | 58--- | OTHER GENERAL GOVERNMENT       | 4,453,472               | 6,428,280         | 5,505,836          | 2,917    | 5,508,753        | 919,527             | 86%              |
| 263   | ----- | Expense                        | 4,453,472               | 6,428,280         | 5,505,836          | 2,917    | 5,508,753        | 919,527             | 86%              |
| 263   | ----- | SELF-INSURANCE FUND            | 1,610,942               | 141,220           | 460,663            | -2,917   | 457,746          | -316,525            | 324%             |
|       |       |                                | =====                   | =====             | =====              | =====    | =====            | =====               | =====            |

Number of Accounts: 1564

\*\*\*\*\* End of report \*\*\*\*\*

# Revenue Comparison

| Fnd Acct  | Description                    | 2019-20<br>May | 2020-21<br>May | 2019-20<br>YTD | 2020-21<br>YTD | YTD INCREASE<br>(DECREASE) | 2020-21<br>BUDGET | 2019-20<br>BUDGET % | 2020-21<br>BUDGET % |
|-----------|--------------------------------|----------------|----------------|----------------|----------------|----------------------------|-------------------|---------------------|---------------------|
| 101       | GENERAL FUND                   |                |                |                |                |                            |                   |                     |                     |
| 40000     | TOTAL LOCAL TAXES              |                |                |                |                |                            |                   |                     |                     |
| 101 40110 | CURRENT PROPERTY TAX           | 78,151         | 181,111        | 21,728,211     | 22,479,733     | 751,522                    | 21,914,750        | 99%                 | 103%                |
| 101 40120 | TRUSTEE COLLECTIONS - PRIOR YR | 0              | 21             | 695,932        | 706,558        | 10,626                     | 700,000           | 99%                 | 101%                |
| 101 40125 | TRUSTEE COLLECTIONS - BANKRUPT | 126            | 72             | 3,718          | 2,709          | -1,009                     | 10,000            | 37%                 | 27%                 |
| 101 40130 | COURT COLLECTIONS - PRIOR YRS  | 15,393         | 7,054          | 223,271        | 159,667        | -63,605                    | 200,000           | 89%                 | 80%                 |
| 101 40140 | INTEREST AND PENALTY           | 6,732          | 10,263         | 178,352        | 160,797        | -17,555                    | 160,000           | 105%                | 100%                |
| 101 40161 | PILOT - TVA                    | 0              | 0              | 1,827          | 1,827          | 0                          | 1,800             | 102%                | 102%                |
| 101 40162 | PILOT - LOCAL UTILITIES        | 0              | 0              | 0              | 0              | 0                          | 320,000           | 0%                  | 0%                  |
| 101 40163 | PILOT - OTHER                  | 0              | 0              | 3,368          | 3,834          | 465                        | 5,000             | 67%                 | 77%                 |
| 101 40210 | LOCAL OPTION SALES TAX         | 1,615          | 1,615          | 14,534         | 14,534         | 0                          | 18,000            | 48%                 | 81%                 |
| 101 40250 | LITIGATION TAX - GENERAL       | 7,654          | 11,443         | 153,028        | 110,683        | -42,345                    | 190,000           | 77%                 | 58%                 |
| 101 40260 | LITIGATION TAX - SPECIAL PURPO | 876            | 1,323          | 17,419         | 12,581         | -4,838                     | 0                 | 87%                 | 0%                  |
| 101 40268 | LITIGATION TAX - COURT SECURIT | 9,647          | 14,274         | 189,436        | 132,956        | -56,480                    | 240,000           | 79%                 | 55%                 |
| 101 40270 | BUSINESS TAX                   | 119,801        | 291,165        | 312,254        | 537,104        | 224,850                    | 600,000           | 47%                 | 90%                 |
| 101 40320 | BANK EXCISE TAX                | 0              | 0              | 126,200        | 151,384        | 25,184                     | 60,000            | 210%                | 252%                |
| 101 40330 | WHOLESALE BEER TAX             | 26,972         | 29,567         | 297,322        | 347,121        | 49,799                     | 345,000           | 90%                 | 101%                |
| 101 40390 | OTHER STATUTORY LOCAL TAXES    | 5,838          | 8,225          | 119,275        | 77,571         | -41,704                    | 165,000           | 72%                 | 47%                 |
| 101 40--- | TOTAL LOCAL TAXES              | 272,805        | 556,133        | 24,064,147     | 24,899,059     | 834,910                    | 24,929,550        | 95%                 | 100%                |
| 41000     | TOTAL LICENSES AND PERMITS     |                |                |                |                |                            |                   |                     |                     |
| 101 41110 | MARRIAGE LICENSE               | 130            | 249            | 2,444          | 2,750          | 306                        | 2,500             | 98%                 | 110%                |
| 101 41140 | CABLE TV FRANCHISE             | 3,886          | 3,285          | 511,424        | 513,147        | 1,724                      | 520,000           | 98%                 | 99%                 |
| 101 41520 | BUILDING PERMITS               | 22,404         | 24,035         | 208,899        | 356,429        | 147,530                    | 200,000           | 116%                | 178%                |
| 101 41590 | OTHER PERMITS                  | 855            | 1,005          | 13,710         | 24,600         | 10,890                     | 12,000            | 171%                | 205%                |
| 101 41--- | TOTAL LICENSES AND PERMITS     | 27,275         | 28,574         | 736,477        | 896,926        | 160,450                    | 734,500           | 104%                | 122%                |
| 42000     | FINES                          |                |                |                |                |                            |                   |                     |                     |
| 101 42110 | FINES                          | 1,090          | 1,149          | 2,362          | 17,207         | 14,845                     | 0                 | 0%                  | 0%                  |
| 101 42210 | FINES                          | 211            | 244            | 4,705          | 5,491          | 786                        | 3,700             | 127%                | 148%                |
| 101 42220 | OFFICERS COSTS                 | 950            | 0              | 24,040         | 6,263          | -17,777                    | 40,500            | 59%                 | 15%                 |
| 101 42241 | DRUG COURT FEES                | 366            | 209            | 1,278          | 1,116          | -162                       | 1,900             | 67%                 | 59%                 |
| 101 42250 | JAIL FEES                      | 591            | 1,838          | 13,749         | 17,175         | 3,426                      | 13,100            | 105%                | 131%                |
| 101 42280 | DUI TREATMENT FINES            | 48             | 95             | 2,209          | 1,853          | -356                       | 1,000             | 221%                | 185%                |
| 101 42290 | DATA ENTRY FEE -CRIMINAL COURT | 183            | 401            | 6,761          | 6,441          | -320                       | 8,200             | 82%                 | 79%                 |
| 101 42291 | COURTROOM SECURITY FEE         | 1,115          | 2,061          | 26,550         | 22,536         | -4,015                     | 30,900            | 86%                 | 73%                 |
| 101 42292 | VICTIMS ASSISTANCE ASSESSMENTS | 332            | 1,007          | 5,081          | 5,540          | 459                        | 4,000             | 127%                | 138%                |
| 101 42310 | FINES                          | 14,039         | 2,229          | 64,031         | 89,640         | 25,609                     | 65,200            | 98%                 | 137%                |
| 101 42320 | OFFICERS COSTS                 | 1,731          | 6,801          | 81,012         | 61,972         | -19,040                    | 96,600            | 84%                 | 64%                 |
| 101 42330 | GAME AND FISH FINES            | 0              | 5              | 179            | 59             | -120                       | 300               | 60%                 | 20%                 |
| 101 42341 | DRUG COURT FEES                | 575            | 863            | 8,604          | 6,754          | -1,850                     | 8,200             | 105%                | 82%                 |
| 101 42350 | JAIL FEES                      | 4,150          | 14,321         | 86,203         | 88,610         | 2,407                      | 140,000           | 62%                 | 63%                 |
| 101 42380 | DUI TREATMENT FINES            | 1,135          | 1,178          | 15,171         | 12,513         | -2,659                     | 13,700            | 111%                | 91%                 |
| 101 42390 | DATA ENTRY FEE-GENERAL SESSION | 1,480          | 2,120          | 30,259         | 20,278         | -9,981                     | 41,700            | 73%                 | 49%                 |
| 101 42391 | COURTROOM SECURITY FEE         | 155            | 243            | 3,446          | 3,016          | -431                       | 3,800             | 91%                 | 79%                 |
| 101 42392 | VICTIMS ASSISTANCE ASSESSMENTS | 1,961          | 3,414          | 32,638         | 31,261         | -1,377                     | 41,000            | 80%                 | 76%                 |
| 101 42410 | FINES                          | 0              | 29             | 166            | 308            | 142                        | 300               | 55%                 | 103%                |
| 101 42420 | OFFICERS COSTS                 | 0              | 203            | 725            | 1,409          | 684                        | 1,200             | 60%                 | 117%                |
| 101 42490 | DATA ENTRY FEE-JUVENILE COURT  | 263            | 92             | 1,261          | 1,250          | -11                        | 1,600             | 79%                 | 78%                 |
| 101 42520 | OFFICERS COST                  | 164            | 242            | 2,575          | 2,059          | -515                       | 6,000             | 43%                 | 34%                 |
| 101 42530 | DATA ENTRY FEE-CHANCERY COURT  | 280            | 508            | 4,570          | 4,880          | 310                        | 4,000             | 114%                | 122%                |
| 101 42591 | COURTROOM SECURITY FEE         | 32             | 8              | 473            | 250            | -223                       | 500               | 95%                 | 50%                 |

| Fnd Acct  | Description                    | 2019-20<br>May | 2020-21<br>May | 2019-20<br>YTD | 2020-21<br>YTD | YTD INCREASE<br>(DECREASE) | 2020-21<br>BUDGET | 2019-20<br>BUDGET % | 2020-21<br>BUDGET % |
|-----------|--------------------------------|----------------|----------------|----------------|----------------|----------------------------|-------------------|---------------------|---------------------|
| 101       | GENERAL FUND                   |                |                |                |                |                            |                   |                     |                     |
| 42000     | FINES                          |                |                |                |                |                            |                   |                     |                     |
| 101 42610 | FINES                          | 0              | 2,674          | 36,501         | 30,891         | -5,610                     | 50,400            | 72%                 | 61%                 |
| 101 42--- | FINES                          | 30,851         | 41,934         | 454,549        | 438,772        | -15,779                    | 577,800           | 79%                 | 76%                 |
| 43000     | CHARGES FOR CURRENT SERVICES   |                |                |                |                |                            |                   |                     |                     |
| 101 43170 | WORK RELEASE CHARGES FOR BOARD | 0              | 265            | 625            | 265            | -360                       | 13,000            | 5%                  | 2%                  |
| 101 43190 | OTHER GENERAL SERVICES         | 0              | 0              | 0              | 84             | 84                         | 0                 | 0%                  | 0%                  |
| 101 43350 | COPY FEES                      | 61             | 96             | 568            | 1,101          | 533                        | 1,000             | 57%                 | 110%                |
| 101 43360 | LIBRARY FEES                   | 0              | 517            | 16,353         | 517            | -15,836                    | 20,000            | 82%                 | 3%                  |
| 101 43365 | ARCHIVES & RECORDS MANAGEMENT  | 9,731          | 28,080         | 222,886        | 255,683        | 32,797                     | 241,485           | 83%                 | 106%                |
| 101 43370 | TELEPHONE COMMISSIONS          | 12,357         | 10,803         | 142,530        | 135,887        | -6,643                     | 170,000           | 84%                 | 80%                 |
| 101 43382 | ELECTRONIC CITATION FEE        | 110            | 209            | 2,372          | 1,632          | -742                       | 0                 | 0%                  | 0%                  |
| 101 43392 | DATA PROCESSING FEE - REGISTER | 3,086          | 4,642          | 39,176         | 47,577         | 8,401                      | 40,000            | 98%                 | 119%                |
| 101 43394 | DATA PROCESSING FEE - SHERIFF  | 154            | 414            | 5,775          | 4,152          | -1,623                     | 8,000             | 72%                 | 52%                 |
| 101 43395 | SEXUAL OFFENDER REGISTR FEE    | 2,700          | 0              | 4,350          | 9,300          | 4,950                      | 3,000             | 124%                | 310%                |
| 101 43396 | DATA PROCESSING FEE-COUNTY CLE | 1,986          | 2,559          | 11,139         | 13,383         | 2,244                      | 12,000            | 124%                | 112%                |
| 101 43397 | SUBS/DOC RETRIEVAL FEE - CIRC  | 500            | 900            | 8,030          | 9,200          | 1,170                      | 7,000             | 115%                | 131%                |
| 101 43399 | VEH INS COVERAGE & REINSTATEME | 145            | 435            | 3,770          | 5,928          | 2,158                      | 3,500             | 0%                  | 169%                |
| 101 43990 | OTHER CHARGES FOR SERVICES     | 60             | 0              | 645            | 0              | -645                       | 90,000            | 1%                  | 0%                  |
| 101 43--- | CHARGES FOR CURRENT SERVICES   | 30,890         | 48,920         | 458,219        | 484,709        | 26,488                     | 608,985           | 72%                 | 80%                 |
| 44000     | TOTAL OTHER LOCAL REVENUE      |                |                |                |                |                            |                   |                     |                     |
| 101 44110 | INVESTMENT INCOME              | 21,847         | 6,304          | 317,559        | 95,992         | -221,567                   | 315,000           | 265%                | 30%                 |
| 101 44120 | LEASE/RENTALS                  | 4,000          | 5,139          | 45,125         | 56,399         | 11,274                     | 62,500            | 114%                | 90%                 |
| 101 44131 | COMMISSARY SALES               | 0              | 0              | 56,739         | 55,849         | -890                       | 50,000            | 113%                | 112%                |
| 101 44140 | SALE OF MAPS                   | 0              | 0              | 125            | 0              | -125                       | 0                 | 0%                  | 0%                  |
| 101 44170 | MISCELLANEOUS REFUNDS          | 70             | -170           | 45,019         | 40,434         | -4,585                     | 25,000            | 180%                | 162%                |
| 101 44530 | SALE OF EQUIPMENT              | 0              | 0              | 8,138          | 2,256          | -5,882                     | 0                 | 0%                  | 0%                  |
| 101 44560 | DAMAGES RECOVERED FROM INDIVID | 0              | 4,836          | 2,285          | 5,592          | 3,308                      | 0                 | 46%                 | 0%                  |
| 101 44570 | CONTRIBUTIONS & GIFTS          | 0              | 0              | 0              | 25             | 25                         | 0                 | 0%                  | 0%                  |
| 101 44990 | OTHER LOCAL REVENUES           | 40,200         | 0              | 49,113         | 2,931          | -46,181                    | 0                 | 0%                  | 0%                  |
| 101 44--- | TOTAL OTHER LOCAL REVENUE      | 66,117         | 16,109         | 524,103        | 259,478        | -264,623                   | 452,500           | 216%                | 57%                 |
| 45000     | FEES RECEIVED FROM COUNTY OFFI |                |                |                |                |                            |                   |                     |                     |
| 101 45510 | COUNTY CLERK                   | 74,710         | 134,652        | 1,059,447      | 1,338,397      | 278,950                    | 1,250,000         | 88%                 | 107%                |
| 101 45520 | CIRCUIT COURT CLERK            | 17,052         | 36,741         | 581,184        | 563,970        | -17,214                    | 725,000           | 79%                 | 78%                 |
| 101 45540 | GENERAL SESSIONS COURT CLERK   | 53,705         | 103,356        | 936,636        | 809,784        | -126,852                   | 1,100,000         | 77%                 | 74%                 |
| 101 45550 | CLERK AND MASTER               | 24,887         | 27,037         | 459,707        | 385,675        | -74,032                    | 450,000           | 92%                 | 86%                 |
| 101 45560 | JUVENILE COURT CLERK           | 1,791          | 962            | 13,691         | 13,812         | 120                        | 15,000            | 86%                 | 92%                 |
| 101 45580 | REGISTER                       | 52,239         | 83,542         | 623,671        | 857,211        | 233,539                    | 600,000           | 100%                | 143%                |
| 101 45610 | TRUSTEE                        | 62,827         | 88,696         | 2,289,428      | 2,294,979      | 5,551                      | 2,350,000         | 92%                 | 98%                 |
| 101 45--- | FEES RECEIVED FROM COUNTY OFFI | 287,211        | 474,986        | 5,963,764      | 6,263,828      | 300,062                    | 6,490,000         | 88%                 | 97%                 |
| 46000     | STATE OF TENNESSEE             |                |                |                |                |                            |                   |                     |                     |
| 101 46110 | JUVENILE SERVICES PROGRAM      | 4,500          | 0              | 9,040          | 6,300          | -2,740                     | 18,800            | 48%                 | 34%                 |
| 101 46190 | OTHER GENERAL GOVERNMENT GRANT | 0              | 0              | 0              | -1,764         | -1,764                     | 0                 | 0%                  | 0%                  |
| 101 46210 | LAW ENFORCEMENT TRAINING PROGR | 0              | 0              | 74,400         | 72,800         | -1,600                     | 76,000            | 99%                 | 96%                 |

| Fnd Acct  | Description                    | 2019-20<br>May | 2020-21<br>May | 2019-20<br>YTD | 2020-21<br>YTD | YTD INCREASE<br>(DECREASE) | 2020-21<br>BUDGET | 2019-20<br>BUDGET % | 2020-21<br>BUDGET % |
|-----------|--------------------------------|----------------|----------------|----------------|----------------|----------------------------|-------------------|---------------------|---------------------|
| 101       | GENERAL FUND                   |                |                |                |                |                            |                   |                     |                     |
| 46000     | STATE OF TENNESSEE             |                |                |                |                |                            |                   |                     |                     |
| 101 46290 | OTHER PUBLIC SAFETY GRANTS     | 0              | 0              | 12,736         | 0              | -12,736                    | 0                 | 0%                  | 0%                  |
| 101 46310 | HEALTH DEPARTMENT PROGRAMS     | 86,653         | 63,396         | 691,482        | 722,203        | 30,722                     | 1,151,159         | 60%                 | 63%                 |
| 101 46430 | LITTER PROGRAM                 | 0              | 0              | 49,591         | 58,714         | 9,123                      | 72,000            | 69%                 | 82%                 |
| 101 46820 | INCOME TAX                     | 0              | 0              | 0              | 62,317         | 62,317                     | 60,000            | 0%                  | 104%                |
| 101 46830 | BEER TAX                       | 0              | 0              | 18,175         | 18,369         | 194                        | 20,000            | 91%                 | 92%                 |
| 101 46835 | VEHICLE CERT OF TITLE FEE      | 1,466          | 0              | 16,801         | 16,108         | -693                       | 17,000            | 92%                 | 95%                 |
| 101 46840 | ALCOHOLIC BEVERAGE TAX         | 47,611         | 54,081         | 173,352        | 175,814        | 2,462                      | 180,000           | 99%                 | 98%                 |
| 101 46852 | STATE REVENUE SHARING - TELECO | 17,601         | 17,769         | 168,955        | 193,890        | 24,935                     | 230,000           | 91%                 | 84%                 |
| 101 46855 | SPORTS BETTING TAX             | 0              | 13,549         | 0              | 20,807         | 20,807                     | 0                 | 0%                  | 0%                  |
| 101 46915 | CONTRACTED PRISONER BOARDING   | 127,608        | 125,775        | 1,390,038      | 1,000,077      | -389,961                   | 2,000,000         | 70%                 | 50%                 |
| 101 46960 | REGISTRAR SALARY SUPP - ELECT  | 0              | 0              | 11,373         | 11,373         | 0                          | 15,200            | 75%                 | 75%                 |
| 101 46980 | OTHER STATE GRANTS             | 0              | 0              | 150            | 26,170         | 26,020                     | 12,533            | 0%                  | 209%                |
| 101 46990 | OTHER STATE REVENUES           | 112,234        | 236            | 850,832        | 2,446,416      | 1,595,584                  | 710,000           | 149%                | 345%                |
| 101 46--- | STATE OF TENNESSEE             | 397,673        | 274,806        | 3,466,925      | 4,829,594      | 1,362,670                  | 4,562,692         | 74%                 | 106%                |
| 47000     | FEDERAL GOVERNMENT             |                |                |                |                |                            |                   |                     |                     |
| 101 47220 | CIVIL DEFENSE REIMBURSEMENT    | 0              | 0              | 0              | 62,500         | 62,500                     | 62,500            | 0%                  | 100%                |
| 101 47235 | HOMELAND SECURITY GRANTS       | 0              | 45,336         | 101,531        | 45,336         | -56,196                    | 128,000           | 79%                 | 35%                 |
| 101 47250 | LAW ENFORCEMENT GRANTS         | 584            | 0              | 8,403          | 3,366          | -5,037                     | 14,772            | 0%                  | 23%                 |
| 101 47301 | FED CARES ACT UNEMPLOYMENT REB | 0              | 0              | 0              | 8,844          | 8,844                      | 0                 | 0%                  | 0%                  |
| 101 47302 | STAFFORD ACT FEMA 75%          | 0              | 0              | 0              | -67,496        | -67,496                    | 0                 | 0%                  | 0%                  |
| 101 47303 | TSLA CARES TECHNOLOGY GRANT    | 0              | 0              | 0              | 0              | 0                          | 3,943             | 0%                  | 0%                  |
| 101 47304 | STATE CARES ACT FUNDING (1.9M) | 0              | 0              | 0              | 1,929,105      | 1,929,105                  | 1,929,105         | 0%                  | 100%                |
| 101 47590 | OTHER FEDERAL THROUGH STATE    | 0              | 0              | 1,500          | 0              | -1,500                     | 640               | 100%                | 0%                  |
| 101 47700 | ASSET FORFEITURE FUNDS         | 0              | 0              | 25,717         | 0              | -25,717                    | 0                 | 0%                  | 0%                  |
| 101 47710 | (JTTF-GRANT)JOINT TERRORISM TA | 0              | 0              | 640            | 0              | -640                       | 0                 | 0%                  | 0%                  |
| 101 47990 | OTHER DIRECT FEDERAL REVENUE   | 160,943        | 106,395        | 1,009,853      | 887,733        | -122,120                   | 1,352,000         | 70%                 | 66%                 |
| 101 47--- | FEDERAL GOVERNMENT             | 161,527        | 151,731        | 1,147,644      | 2,869,388      | 1,721,743                  | 3,490,960         | 70%                 | 82%                 |
| 48000     | OTHER GOVERNMENT AND CITIZENS  |                |                |                |                |                            |                   |                     |                     |
| 101 48130 | CONTRIBUTIONS                  | 0              | 0              | 13,500         | 0              | -13,500                    | 13,500            | 112%                | 0%                  |
| 101 48140 | CONTRACTED SERVICES            | 0              | 0              | 138,327        | 142,599        | 4,272                      | 132,000           | 84%                 | 108%                |
| 101 48610 | DONATIONS                      | 0              | 0              | 3,200          | 0              | -3,200                     | 0                 | 0%                  | 0%                  |
| 101 48990 | OTHER REVENUE                  | 0              | 0              | 35,128         | 26,250         | -8,878                     | 35,000            | 100%                | 75%                 |
| 101 48--- | OTHER GOVERNMENT AND CITIZENS  | 0              | 0              | 190,155        | 168,849        | -21,306                    | 180,500           | 90%                 | 94%                 |
| 49000     | OTHER SOURCES (NON-REVENUE)    |                |                |                |                |                            |                   |                     |                     |
| 101 49600 | PROCEEDS FROM SALE OF CAPITAL  | 0              | 0              | 800,000        | 11,111         | -788,889                   | 0                 | 0%                  | 0%                  |
| 101 49700 | INSURANCE RECOVERY             | 0              | 4,596          | 5,520          | 11,210         | 5,690                      | 0                 | 0%                  | 0%                  |
| 101 49800 | TRANSFERS IN                   | 0              | 0              | 0              | 0              | 0                          | 2,000,000         | 0%                  | 0%                  |
| 101 49810 | CITY GENERAL FUND TRANSFER     | 0              | 0              | 84,956         | 119,673        | 34,718                     | 84,200            | 55%                 | 142%                |
| 101 49997 | COMMITTED- ETSU PERF ART CTR   | 0              | 0              | 0              | 0              | 0                          | 100,000           | 0%                  | 0%                  |
| 101 49--- | OTHER SOURCES (NON-REVENUE)    | 0              | 4,596          | 890,476        | 141,994        | -748,481                   | 2,184,200         | 77%                 | 7%                  |
| 101 ----  | GENERAL FUND                   | 1,274,349      | 1,597,789      | 37,896,459     | 41,252,597     | 3,356,134                  | 44,211,687        | 91%                 | 93%                 |

| Fnd Acct  | Description                    | 2019-20<br>May | 2020-21<br>May | 2019-20<br>YTD | 2020-21<br>YTD | YTD INCREASE<br>(DECREASE) | 2020-21<br>BUDGET | 2019-20<br>BUDGET % | 2020-21<br>BUDGET % |
|-----------|--------------------------------|----------------|----------------|----------------|----------------|----------------------------|-------------------|---------------------|---------------------|
| 116       | SOLID WASTE/SANITATION         |                |                |                |                |                            |                   |                     |                     |
| 40000     | TOTAL LOCAL TAXES              |                |                |                |                |                            |                   |                     |                     |
| 116 40110 | CURRENT PROPERTY TAX           | 3,500          | 8,109          | 972,946        | 1,006,568      | 33,622                     | 981,260           | 99%                 | 103%                |
| 116 40120 | TRUSTEE COLLECTIONS - PRIOR YR | 0              | 1              | 30,612         | 31,588         | 977                        | 31,000            | 153%                | 102%                |
| 116 40125 | TRUSTEE COLLECTIONS - BANKRUPT | 4              | 3              | 131            | 107            | -24                        | 500               | 26%                 | 21%                 |
| 116 40130 | COURT COLLECTIONS - PRIOR YRS  | 689            | 316            | 9,838          | 7,149          | -2,688                     | 9,000             | 98%                 | 79%                 |
| 116 40140 | INTEREST AND PENALTY           | 301            | 460            | 7,857          | 7,193          | -664                       | 7,200             | 157%                | 100%                |
| 116 40161 | PILOT - TVA                    | 0              | 0              | 82             | 82             | 0                          | 100               | 82%                 | 82%                 |
| 116 40162 | PILOT - LOCAL UTILITIES        | 0              | 0              | 0              | 0              | 0                          | 14,000            | 0%                  | 0%                  |
| 116 40163 | PILOT - OTHER                  | 0              | 0              | 151            | 172            | 21                         | 200               | 75%                 | 86%                 |
| 116 40270 | BUSINESS TAX                   | 5,364          | 13,037         | 13,982         | 24,049         | 10,068                     | 27,000            | 56%                 | 89%                 |
| 116 40320 | BANK EXCISE TAX                | 0              | 0              | 5,651          | 6,778          | 1,128                      | 3,000             | 314%                | 226%                |
| 116 40--- | TOTAL LOCAL TAXES              | 9,858          | 21,926         | 1,041,250      | 1,083,686      | 42,440                     | 1,073,260         | 98%                 | 101%                |
| 41000     | TOTAL LICENSES AND PERMITS     |                |                |                |                |                            |                   |                     |                     |
| 116 41110 | MARRIAGE LICENSE               | 6              | 11             | 109            | 123            | 14                         | 100               | 109%                | 123%                |
| 116 41--- | TOTAL LICENSES AND PERMITS     | 6              | 11             | 109            | 123            | 14                         | 100               | 109%                | 123%                |
| 43000     | CHARGES FOR CURRENT SERVICES   |                |                |                |                |                            |                   |                     |                     |
| 116 43114 | SOLID WASTE DISPOSAL FEE       | 0              | 0              | 0              | 0              | 0                          | 2,000             | 0%                  | 0%                  |
| 116 43116 | SURCHARGE-WASTE TIRE DISPOSAL  | 10,621         | 8,275          | 79,996         | 86,814         | 6,818                      | 90,000            | 107%                | 96%                 |
| 116 43--- | CHARGES FOR CURRENT SERVICES   | 10,621         | 8,275          | 79,996         | 86,814         | 6,818                      | 92,000            | 107%                | 94%                 |
| 44000     | TOTAL OTHER LOCAL REVENUE      |                |                |                |                |                            |                   |                     |                     |
| 116 44110 | INVESTMENT INCOME              | 459            | 144            | 5,566          | 1,211          | -4,354                     | 5,200             | 278%                | 23%                 |
| 116 44145 | SALE OF RECYCLED MATERIALS     | 20,316         | 15,215         | 127,111        | 200,381        | 73,270                     | 100,000           | 85%                 | 200%                |
| 116 44170 | MISCELLANEOUS REFUNDS          | 0              | 0              | 4              | 0              | -4                         | 0                 | 0%                  | 0%                  |
| 116 44--- | TOTAL OTHER LOCAL REVENUE      | 20,775         | 15,359         | 132,681        | 201,592        | 68,912                     | 105,200           | 87%                 | 192%                |
| 46000     | STATE OF TENNESSEE             |                |                |                |                |                            |                   |                     |                     |
| 116 46990 | OTHER STATE REVENUES           | 22,673         | 28,265         | 85,815         | 86,783         | 968                        | 90,000            | 95%                 | 96%                 |
| 116 46--- | STATE OF TENNESSEE             | 22,673         | 28,265         | 85,815         | 86,783         | 968                        | 90,000            | 95%                 | 96%                 |
| 47000     | FEDERAL GOVERNMENT             |                |                |                |                |                            |                   |                     |                     |
| 116 47301 | FED CARES ACT UNEMPLOYMENT REB | 0              | 0              | 0              | 178            | 178                        | 0                 | 0%                  | 0%                  |
| 116 47--- | FEDERAL GOVERNMENT             | 0              | 0              | 0              | 178            | 178                        | 0                 | 0%                  | 0%                  |
| 49000     | OTHER SOURCES (NON-REVENUE)    |                |                |                |                |                            |                   |                     |                     |
| 116 49700 | INSURANCE RECOVERY             | 995            | 0              | 4,023          | 0              | -4,023                     | 0                 | 0%                  | 0%                  |
| 116 49800 | TRANSFERS IN                   | 0              | 0              | 0              | 0              | 0                          | 150,000           | 0%                  | 0%                  |
| 116 49--- | OTHER SOURCES (NON-REVENUE)    | 995            | 0              | 4,023          | 0              | -4,023                     | 150,000           | 0%                  | 0%                  |
| 116 ----- | SOLID WASTE/SANITATION         | 64,928         | 73,836         | 1,343,874      | 1,459,176      | 115,307                    | 1,510,560         | 97%                 | 97%                 |

| <u>Fnd</u> | <u>Acct</u> | <u>Description</u>     | <u>2019-20</u> | <u>2020-21</u> | <u>2019-20</u> | <u>2020-21</u> | <u>YTD INCREASE</u> | <u>2020-21</u> | <u>2019-20</u>  | <u>2020-21</u>  |
|------------|-------------|------------------------|----------------|----------------|----------------|----------------|---------------------|----------------|-----------------|-----------------|
|            |             |                        | <u>May</u>     | <u>May</u>     | <u>YTD</u>     | <u>YTD</u>     | <u>(DECREASE)</u>   | <u>BUDGET</u>  | <u>BUDGET %</u> | <u>BUDGET %</u> |
| 116        |             | SOLID WASTE/SANITATION |                |                |                |                |                     |                |                 |                 |
| 00000      |             |                        |                |                |                |                |                     |                |                 |                 |

=====

| Fnd Acct  | Description                    | 2019-20<br>May | 2020-21<br>May | 2019-20<br>YTD | 2020-21<br>YTD | YTD INCREASE<br>(DECREASE) | 2020-21<br>BUDGET | 2019-20<br>BUDGET % | 2020-21<br>BUDGET % |
|-----------|--------------------------------|----------------|----------------|----------------|----------------|----------------------------|-------------------|---------------------|---------------------|
| 122       | DRUG FUND                      |                |                |                |                |                            |                   |                     |                     |
| 42000     | FINES                          |                |                |                |                |                            |                   |                     |                     |
| 122 42240 | DRUG CONTROL FINES             | 589            | 1,352          | 4,579          | 4,514          | -65                        | 3,000             | 92%                 | 150%                |
| 122 42340 | DRUG CONTROL FINES             | 423            | 756            | 6,350          | 5,030          | -1,320                     | 7,000             | 63%                 | 72%                 |
| 122 42910 | PROCEEDS FROM CONFISCATED PROP | 0              | 0              | 5,360          | 0              | -5,360                     | 10,000            | 12%                 | 0%                  |
| 122 42990 | OTHER FINES, FORFEITURES, AND  | 125            | 0              | 330            | 0              | -330                       | 200               | 0%                  | 0%                  |
| 122 42--- | FINES                          | 1,137          | 2,108          | 16,619         | 9,544          | -7,075                     | 20,200            | 28%                 | 47%                 |
| 44000     | TOTAL OTHER LOCAL REVENUE      |                |                |                |                |                            |                   |                     |                     |
| 122 44110 | INVESTMENT INCOME              | 407            | 100            | 8,291          | 2,173          | -6,118                     | 7,000             | 0%                  | 31%                 |
| 122 44990 | OTHER LOCAL REVENUES           | 0              | 0              | 6,125          | 100            | -6,025                     | 7,000             | 142%                | 1%                  |
| 122 44--- | TOTAL OTHER LOCAL REVENUE      | 407            | 100            | 14,416         | 2,273          | -12,143                    | 14,000            | 335%                | 16%                 |
| 47000     | FEDERAL GOVERNMENT             |                |                |                |                |                            |                   |                     |                     |
| 122 47700 | ASSET FORFEITURE FUNDS         | 0              | 0              | 0              | 12,446         | 12,446                     | 0                 | 0%                  | 0%                  |
| 122 47--- | FEDERAL GOVERNMENT             | 0              | 0              | 0              | 12,446         | 12,446                     | 0                 | 0%                  | 0%                  |
| 122 ----- | DRUG FUND                      | 1,544          | 2,208          | 31,035         | 24,263         | -6,772                     | 34,200            | 48%                 | 71%                 |
|           |                                | =====          | =====          | =====          | =====          | =====                      | =====             | =====               | =====               |



| Fnd Acct  | Description                    | 2019-20<br>May | 2020-21<br>May | 2019-20<br>YTD | 2020-21<br>YTD | YTD INCREASE<br>(DECREASE) | 2020-21<br>BUDGET | 2019-20<br>BUDGET % | 2020-21<br>BUDGET % |
|-----------|--------------------------------|----------------|----------------|----------------|----------------|----------------------------|-------------------|---------------------|---------------------|
| 131       | HIGHWAY FUND                   |                |                |                |                |                            |                   |                     |                     |
| 40000     | TOTAL LOCAL TAXES              |                |                |                |                |                            |                   |                     |                     |
| 131 40110 | CURRENT PROPERTY TAX           | 16,330         | 37,844         | 4,540,232      | 4,697,263      | 157,031                    | 4,578,690         | 99%                 | 103%                |
| 131 40120 | TRUSTEE COLLECTIONS - PRIOR YR | 0              | 4              | 147,950        | 147,419        | -531                       | 146,000           | 129%                | 101%                |
| 131 40125 | TRUSTEE COLLECTIONS - BANKRUPT | 27             | 15             | 782            | 570            | -212                       | 5,000             | 16%                 | 11%                 |
| 131 40130 | COURT COLLECTIONS - PRIOR YRS  | 3,217          | 1,474          | 47,410         | 33,363         | -14,047                    | 42,000            | 95%                 | 79%                 |
| 131 40140 | INTEREST AND PENALTY           | 1,407          | 2,145          | 37,853         | 33,604         | -4,249                     | 34,000            | 108%                | 99%                 |
| 131 40161 | PILOT - TVA                    | 0              | 0              | 382            | 382            | 0                          | 400               | 76%                 | 95%                 |
| 131 40162 | PILOT - LOCAL UTILITIES        | 0              | 0              | 0              | 0              | 0                          | 67,500            | 0%                  | 0%                  |
| 131 40163 | PILOT - OTHER                  | 0              | 4,249          | 5,387          | 5,110          | -278                       | 17,000            | 27%                 | 30%                 |
| 131 40270 | BUSINESS TAX                   | 25,033         | 60,840         | 65,247         | 112,231        | 46,983                     | 125,000           | 47%                 | 90%                 |
| 131 40280 | MINERAL SEVERANCE TAX          | 0              | 0              | 11,850         | 15,801         | 3,951                      | 18,000            | 59%                 | 88%                 |
| 131 40320 | BANK EXCISE TAX                | 0              | 0              | 26,370         | 31,633         | 5,262                      | 13,000            | 264%                | 243%                |
| 131 40--- | TOTAL LOCAL TAXES              | 46,014         | 106,571        | 4,883,463      | 5,077,376      | 193,910                    | 5,046,590         | 96%                 | 101%                |
| 41000     | TOTAL LICENSES AND PERMITS     |                |                |                |                |                            |                   |                     |                     |
| 131 41110 | MARRIAGE LICENSE               | 27             | 52             | 512            | 575            | 63                         | 700               | 64%                 | 82%                 |
| 131 41590 | OTHER PERMITS                  | 0              | 0              | 300            | 100            | -200                       | 0                 | 0%                  | 0%                  |
| 131 41--- | TOTAL LICENSES AND PERMITS     | 27             | 52             | 812            | 675            | -137                       | 700               | 101%                | 96%                 |
| 44000     | TOTAL OTHER LOCAL REVENUE      |                |                |                |                |                            |                   |                     |                     |
| 131 44110 | INVESTMENT INCOME              | 7,541          | 2,376          | 122,960        | 37,909         | -85,051                    | 125,000           | 878%                | 30%                 |
| 131 44120 | LEASE/RENTALS                  | 11,290         | 11,439         | 124,777        | 128,266        | 3,489                      | 135,000           | 89%                 | 95%                 |
| 131 44130 | SALE OF MATERIALS AND SUPPLIES | 0              | 424            | 1,522          | 3,341          | 1,819                      | 0                 | 0%                  | 0%                  |
| 131 44170 | MISCELLANEOUS REFUNDS          | 142            | 0              | 222            | 0              | -222                       | 0                 | 0%                  | 0%                  |
| 131 44530 | SALE OF EQUIPMENT              | 15,184         | 0              | 18,780         | 54,100         | 35,320                     | 10,000            | 0%                  | 541%                |
| 131 44990 | OTHER LOCAL REVENUES           | 0              | 0              | 0              | 39             | 39                         | 0                 | 0%                  | 0%                  |
| 131 44--- | TOTAL OTHER LOCAL REVENUE      | 34,157         | 14,239         | 268,261        | 223,655        | -44,606                    | 270,000           | 174%                | 83%                 |
| 46000     | STATE OF TENNESSEE             |                |                |                |                |                            |                   |                     |                     |
| 131 46410 | BRIDGE PROGRAM                 | 0              | 0              | 634,412        | 126,076        | -508,336                   | 2,606,284         | 102%                | 5%                  |
| 131 46920 | GASOLINE AND MOTOR FUEL TAX    | 272,003        | 264,799        | 2,460,864      | 2,339,748      | -121,116                   | 3,000,000         | 82%                 | 78%                 |
| 131 46930 | PETROLEUM SPECIAL TAX          | 7,395          | 7,395          | 66,551         | 66,551         | 0                          | 73,940            | 90%                 | 90%                 |
| 131 46--- | STATE OF TENNESSEE             | 279,398        | 272,194        | 3,161,827      | 2,532,375      | -629,452                   | 5,680,224         | 85%                 | 45%                 |
| 47000     | FEDERAL GOVERNMENT             |                |                |                |                |                            |                   |                     |                     |
| 131 47301 | FED CARES ACT UNEMPLOYMENT REB | 0              | 0              | 0              | 3,997          | 3,997                      | 0                 | 0%                  | 0%                  |
| 131 47--- | FEDERAL GOVERNMENT             | 0              | 0              | 0              | 3,997          | 3,997                      | 0                 | 0%                  | 0%                  |
| 48000     | OTHER GOVERNMENT AND CITIZENS  |                |                |                |                |                            |                   |                     |                     |
| 131 48120 | PAVING AND MAINTENANCE         | 0              | 0              | 74,762         | 33,115         | -41,647                    | 0                 | 0%                  | 0%                  |
| 131 48--- | OTHER GOVERNMENT AND CITIZENS  | 0              | 0              | 74,762         | 33,115         | -41,647                    | 0                 | 0%                  | 0%                  |

| Fnd Acct  | Description                 | 2019-20<br>May | 2020-21<br>May | 2019-20<br>YTD | 2020-21<br>YTD | YTD INCREASE<br>(DECREASE) | 2020-21<br>BUDGET | 2019-20<br>BUDGET % | 2020-21<br>BUDGET % |
|-----------|-----------------------------|----------------|----------------|----------------|----------------|----------------------------|-------------------|---------------------|---------------------|
| 131       | HIGHWAY FUND                |                |                |                |                |                            |                   |                     |                     |
| 49000     | OTHER SOURCES (NON-REVENUE) |                |                |                |                |                            |                   |                     |                     |
| 131 49700 | INSURANCE RECOVERY          | 0              | 0              | 3,862          | 9,425          | 5,563                      | 0                 | 0%                  | 0%                  |
| 131 49--- | OTHER SOURCES (NON-REVENUE) | 0              | 0              | 3,862          | 9,425          | 5,563                      | 0                 | 0%                  | 0%                  |
| 131 ----- | HIGHWAY FUND                | 359,596        | 393,056        | 8,392,987      | 7,880,618      | -512,372                   | 10,997,514        | 94%                 | 72%                 |
|           |                             | =====          | =====          | =====          | =====          | =====                      | =====             | =====               | =====               |

| Fnd Acct  | Description                    | 2019-20 | 2020-21 | 2019-20    | 2020-21    | YTD INCREASE | 2020-21    | 2019-20  | 2020-21  |
|-----------|--------------------------------|---------|---------|------------|------------|--------------|------------|----------|----------|
|           |                                | May     | May     | YTD        | YTD        | (DECREASE)   | BUDGET     | BUDGET % | BUDGET % |
| 151       | GENERAL DEBT SERVICE FUND      |         |         |            |            |              |            |          |          |
| 40000     | TOTAL LOCAL TAXES              |         |         |            |            |              |            |          |          |
| 151 40110 | CURRENT PROPERTY TAX           | 43,158  | 100,016 | 11,999,258 | 12,414,201 | 414,943      | 12,102,180 | 99%      | 103%     |
| 151 40120 | TRUSTEE COLLECTIONS - PRIOR YR | 0       | 11      | 389,673    | 389,605    | -68          | 386,600    | 173%     | 101%     |
| 151 40125 | TRUSTEE COLLECTIONS - BANKRUPT | 55      | 40      | 1,675      | 1,366      | -308         | 5,000      | 33%      | 27%      |
| 151 40130 | COURT COLLECTIONS - PRIOR YRS  | 8,501   | 3,895   | 124,952    | 88,174     | -36,778      | 110,000    | 114%     | 80%      |
| 151 40140 | INTEREST AND PENALTY           | 3,716   | 5,668   | 99,643     | 88,741     | -10,902      | 88,000     | 166%     | 101%     |
| 151 40161 | PILOT - TVA                    | 0       | 0       | 1,009      | 1,009      | 0            | 1,000      | 101%     | 101%     |
| 151 40162 | PILOT - LOCAL UTILITIES        | 0       | 0       | 0          | 0          | 0            | 177,000    | 0%       | 0%       |
| 151 40163 | PILOT - OTHER                  | 0       | 0       | 1,860      | 2,117      | 257          | 2,500      | 74%      | 85%      |
| 151 40266 | LITIGATION TAX - JAIL          | 14,426  | 20,986  | 287,022    | 202,057    | -84,965      | 336,000    | 85%      | 60%      |
| 151 40270 | BUSINESS TAX                   | 66,159  | 160,793 | 172,439    | 296,610    | 124,171      | 332,000    | 77%      | 89%      |
| 151 40320 | BANK EXCISE TAX                | 0       | 0       | 69,693     | 83,600     | 13,908       | 33,000     | 199%     | 253%     |
| 151 40--- | TOTAL LOCAL TAXES              | 136,015 | 291,409 | 13,147,224 | 13,567,480 | 420,258      | 13,573,280 | 99%      | 100%     |
| 41000     | TOTAL LICENSES AND PERMITS     |         |         |            |            |              |            |          |          |
| 151 41110 | MARRIAGE LICENSE               | 72      | 137     | 1,352      | 1,519      | 167          | 1,500      | 90%      | 101%     |
| 151 41--- | TOTAL LICENSES AND PERMITS     | 72      | 137     | 1,352      | 1,519      | 167          | 1,500      | 90%      | 101%     |
| 44000     | TOTAL OTHER LOCAL REVENUE      |         |         |            |            |              |            |          |          |
| 151 44110 | INVESTMENT INCOME              | 16,693  | 4,801   | 173,949    | 50,820     | -123,128     | 164,000    | 248%     | 31%      |
| 151 44510 | ACCRUED INTEREST ON DEBT ISSUE | 0       | 0       | 3,792      | 0          | -3,792       | 0          | 0%       | 0%       |
| 151 44--- | TOTAL OTHER LOCAL REVENUE      | 16,693  | 4,801   | 177,741    | 50,820     | -126,920     | 164,000    | 254%     | 31%      |
| 49000     | OTHER SOURCES (NON-REVENUE)    |         |         |            |            |              |            |          |          |
| 151 49800 | TRANSFERS IN                   | 81,000  | 0       | 81,000     | 81,000     | 0            | 81,000     | 100%     | 100%     |
| 151 49--- | OTHER SOURCES (NON-REVENUE)    | 81,000  | 0       | 81,000     | 81,000     | 0            | 81,000     | 100%     | 100%     |
| 151 ----- | GENERAL DEBT SERVICE FUND      | 233,780 | 296,347 | 13,407,317 | 13,700,819 | 293,505      | 13,819,780 | 100%     | 99%      |
|           |                                | =====   | =====   | =====      | =====      | =====        | =====      | =====    | =====    |

| Fnd Acct  | Description                 | 2019-20<br>May | 2020-21<br>May | 2019-20<br>YTD | 2020-21<br>YTD | YTD INCREASE<br>(DECREASE) | 2020-21<br>BUDGET | 2019-20<br>BUDGET % | 2020-21<br>BUDGET % |
|-----------|-----------------------------|----------------|----------------|----------------|----------------|----------------------------|-------------------|---------------------|---------------------|
| 152       | RURAL DEBT SERVICE          |                |                |                |                |                            |                   |                     |                     |
| 44000     | TOTAL OTHER LOCAL REVENUE   |                |                |                |                |                            |                   |                     |                     |
| 152 44110 | INVESTMENT INCOME           | 279            | 76             | 2,161          | 538            | -1,623                     | 1,800             | 0%                  | 30%                 |
| 152 44--- | TOTAL OTHER LOCAL REVENUE   | 279            | 76             | 2,161          | 538            | -1,623                     | 1,800             | 0%                  | 30%                 |
| 49000     | OTHER SOURCES (NON-REVENUE) |                |                |                |                |                            |                   |                     |                     |
| 152 49800 | TRANSFERS IN                | 0              | 0              | 260,000        | 260,000        | 0                          | 260,000           | 100%                | 100%                |
| 152 49--- | OTHER SOURCES (NON-REVENUE) | 0              | 0              | 260,000        | 260,000        | 0                          | 260,000           | 100%                | 100%                |
| 152 ----- | RURAL DEBT SERVICE          | 279            | 76             | 262,161        | 260,538        | -1,623                     | 261,800           | 101%                | 100%                |
|           |                             | =====          | =====          | =====          | =====          | =====                      | =====             | =====               | =====               |

| Fnd Acct  | Description                    | 2019-20 | 2020-21 | 2019-20   | 2020-21   | YTD INCREASE | 2020-21   | 2019-20  | 2020-21  |
|-----------|--------------------------------|---------|---------|-----------|-----------|--------------|-----------|----------|----------|
|           |                                | May     | May     | YTD       | YTD       | (DECREASE)   | BUDGET    | BUDGET % | BUDGET % |
| 171       | GENERAL CAPITAL PROJECTS FUND  |         |         |           |           |              |           |          |          |
| 40000     | TOTAL LOCAL TAXES              |         |         |           |           |              |           |          |          |
| 171 40110 | CURRENT PROPERTY TAX           | 23,329  | 8,109   | 6,486,020 | 1,009,626 | -5,476,394   | 981,260   | 99%      | 103%     |
| 171 40120 | TRUSTEE COLLECTIONS - PRIOR YR | 0       | 6       | 200,447   | 210,558   | 10,111       | 31,350    | 100%     | 672%     |
| 171 40125 | TRUSTEE COLLECTIONS - BANKRUPT | 53      | 21      | 1,365     | 898       | -467         | 0         | 0%       | 0%       |
| 171 40130 | COURT COLLECTIONS - PRIOR YRS  | 4,595   | 2,106   | 64,411    | 47,662    | -16,749      | 9,000     | 72%      | 530%     |
| 171 40140 | INTEREST AND PENALTY           | 2,011   | 796     | 51,583    | 41,913    | -9,670       | 7,200     | 115%     | 582%     |
| 171 40161 | PILOT - TVA                    | 0       | 0       | 545       | 82        | -464         | 113       | 73%      | 72%      |
| 171 40162 | PILOT - LOCAL UTILITIES        | 0       | 0       | 0         | 0         | 0            | 13,800    | 0%       | 0%       |
| 171 40163 | PILOT - OTHER                  | 0       | 0       | 1,005     | 575       | -430         | 150       | 101%     | 384%     |
| 171 40270 | BUSINESS TAX                   | 35,762  | 13,037  | 93,210    | 24,049    | -69,160      | 27,000    | 155%     | 89%      |
| 171 40320 | BANK EXCISE TAX                | 0       | 0       | 37,672    | 6,778     | -30,893      | 2,700     | 188%     | 251%     |
| 171 40--- | TOTAL LOCAL TAXES              | 65,750  | 24,075  | 6,936,258 | 1,342,141 | -5,594,116   | 1,072,573 | 99%      | 125%     |
| 41000     | TOTAL LICENSES AND PERMITS     |         |         |           |           |              |           |          |          |
| 171 41110 | MARRIAGE LICENSE               | 39      | 11      | 726       | 211       | -515         | 75        | 145%     | 281%     |
| 171 41--- | TOTAL LICENSES AND PERMITS     | 39      | 11      | 726       | 211       | -515         | 75        | 145%     | 281%     |
| 44000     | TOTAL OTHER LOCAL REVENUE      |         |         |           |           |              |           |          |          |
| 171 44110 | INVESTMENT INCOME              | 13,014  | 4,424   | 219,484   | 69,845    | -149,638     | 226,000   | 176%     | 31%      |
| 171 44120 | LEASE/RENTALS                  | 0       | 53,250  | 47,250    | 53,250    | 6,000        | 53,250    | 0%       | 100%     |
| 171 44170 | MISCELLANEOUS REFUNDS          | 50,000  | 0       | 50,000    | 0         | -50,000      | 0         | 0%       | 0%       |
| 171 44--- | TOTAL OTHER LOCAL REVENUE      | 63,014  | 57,674  | 316,734   | 123,095   | -193,638     | 279,250   | 253%     | 44%      |
| 46000     | STATE OF TENNESSEE             |         |         |           |           |              |           |          |          |
| 171 46310 | HEALTH DEPARTMENT PROGRAMS     | 0       | 0       | 20,000    | 278,000   | 258,000      | 0         | 3%       | 0%       |
| 171 46390 | OTHER HEALTH & WELFARE GRANTS  | 1,714   | 0       | 435,433   | 0         | -435,433     | 0         | 0%       | 0%       |
| 171 46--- | STATE OF TENNESSEE             | 1,714   | 0       | 455,433   | 278,000   | -177,433     | 0         | 65%      | 0%       |
| 48000     | OTHER GOVERNMENT AND CITIZENS  |         |         |           |           |              |           |          |          |
| 171 48130 | CONTRIBUTIONS                  | 0       | 0       | 0         | 35,238    | 35,238       | 0         | 0%       | 0%       |
| 171 48--- | OTHER GOVERNMENT AND CITIZENS  | 0       | 0       | 0         | 35,238    | 35,238       | 0         | 0%       | 0%       |
| 49000     | OTHER SOURCES (NON-REVENUE)    |         |         |           |           |              |           |          |          |
| 171 49800 | TRANSFERS IN                   | 0       | 0       | 0         | 17,400    | 17,400       | 0         | 0%       | 0%       |
| 171 49--- | OTHER SOURCES (NON-REVENUE)    | 0       | 0       | 0         | 17,400    | 17,400       | 0         | 0%       | 0%       |
| 171 ----- | GENERAL CAPITAL PROJECTS FUND  | 130,517 | 81,760  | 7,709,151 | 1,796,085 | -5,913,064   | 1,351,898 | 92%      | 133%     |
|           | =====                          |         |         |           |           |              |           |          |          |

| Fnd Acct  | Description                    | 2019-20 | 2020-21 | 2019-20 | 2020-21   | YTD INCREASE | 2020-21   | 2019-20  | 2020-21  |
|-----------|--------------------------------|---------|---------|---------|-----------|--------------|-----------|----------|----------|
|           |                                | May     | May     | YTD     | YTD       | (DECREASE)   | BUDGET    | BUDGET % | BUDGET % |
| 177       | EDUCATION CAPITAL PROJECTS     |         |         |         |           |              |           |          |          |
| 40000     | TOTAL LOCAL TAXES              |         |         |         |           |              |           |          |          |
| 177 40110 | CURRENT PROPERTY TAX           | 0       | 45,953  | 0       | 5,700,838 | 5,700,838    | 5,560,460 | 0%       | 103%     |
| 177 40120 | TRUSTEE COLLECTIONS - PRIOR YR | 0       | 0       | 0       | 0         | 0            | 177,650   | 0%       | 0%       |
| 177 40130 | COURT COLLECTIONS - PRIOR YRS  | 0       | 0       | 0       | 0         | 0            | 51,000    | 0%       | 0%       |
| 177 40140 | INTEREST AND PENALTY           | 0       | 2,267   | 0       | 6,106     | 6,106        | 40,800    | 0%       | 15%      |
| 177 40161 | PILOT - TVA                    | 0       | 0       | 0       | 464       | 464          | 640       | 0%       | 72%      |
| 177 40162 | PILOT - LOCAL UTILITIES        | 0       | 0       | 0       | 0         | 0            | 78,200    | 0%       | 0%       |
| 177 40163 | PILOT - OTHER                  | 0       | 0       | 0       | 973       | 973          | 850       | 0%       | 114%     |
| 177 40270 | BUSINESS TAX                   | 0       | 73,878  | 0       | 136,280   | 136,280      | 153,000   | 0%       | 89%      |
| 177 40320 | BANK EXCISE TAX                | 0       | 0       | 0       | 38,411    | 38,411       | 15,300    | 0%       | 251%     |
| 177 40--- | TOTAL LOCAL TAXES              | 0       | 122,098 | 0       | 5,883,072 | 5,883,072    | 6,077,900 | 0%       | 97%      |
| 41000     | TOTAL LICENSES AND PERMITS     |         |         |         |           |              |           |          |          |
| 177 41110 | MARRIAGE LICENSE               | 0       | 63      | 0       | 515       | 515          | 425       | 0%       | 121%     |
| 177 41--- | TOTAL LICENSES AND PERMITS     | 0       | 63      | 0       | 515       | 515          | 425       | 0%       | 121%     |
| 177 ----- | EDUCATION CAPITAL PROJECTS     | 0       | 122,161 | 0       | 5,883,587 | 5,883,587    | 6,078,325 | 0%       | 97%      |
|           |                                | =====   | =====   | =====   | =====     | =====        | =====     | =====    | =====    |

| Fnd Acct  | Description                    | 2019-20<br>May | 2020-21<br>May | 2019-20<br>YTD | 2020-21<br>YTD | YTD INCREASE<br>(DECREASE) | 2020-21<br>BUDGET | 2019-20<br>BUDGET % | 2020-21<br>BUDGET % |
|-----------|--------------------------------|----------------|----------------|----------------|----------------|----------------------------|-------------------|---------------------|---------------------|
| 263       | SELF-INSURANCE FUND            |                |                |                |                |                            |                   |                     |                     |
| 43000     | CHARGES FOR CURRENT SERVICES   |                |                |                |                |                            |                   |                     |                     |
| 263 43101 | SELF-INSURANCE PREMIUMS/CONTRI | 522,612        | 531,236        | 5,965,611      | 5,890,745      | -74,866                    | 6,442,000         | 91%                 | 91%                 |
| 263 43--- | CHARGES FOR CURRENT SERVICES   | 522,612        | 531,236        | 5,965,611      | 5,890,745      | -74,866                    | 6,442,000         | 91%                 | 91%                 |
| 44000     | TOTAL OTHER LOCAL REVENUE      |                |                |                |                |                            |                   |                     |                     |
| 263 44110 | INVESTMENT INCOME              | 4,293          | 1,223          | 62,335         | 24,861         | -37,474                    | 67,500            | 312%                | 37%                 |
| 263 44160 | RETIREE INSURANCE PAYMENTS     | 2,958          | 4,570          | 36,368         | 50,893         | 14,525                     | 60,000            | 135%                | 85%                 |
| 263 44170 | MISCELLANEOUS REFUNDS          | 0              | 0              | 100            | 0              | -100                       | 0                 | 0%                  | 0%                  |
| 263 44--- | TOTAL OTHER LOCAL REVENUE      | 7,251          | 5,793          | 98,803         | 75,754         | -23,049                    | 127,500           | 206%                | 59%                 |
| 263 ----- | SELF-INSURANCE FUND            | 529,863        | 537,029        | 6,064,414      | 5,966,499      | -97,915                    | 6,569,500         | 92%                 | 91%                 |
|           |                                | =====          | =====          | =====          | =====          | =====                      | =====             | =====               | =====               |

Number of Accounts: 238

\*\*\*\*\* End of report \*\*\*\*\*

# Expense Detail



| Fnd Acct      | Obj | Obj                            | 2019-20<br>FY Activity | 2020-21<br>BUDGET | 2020-21<br>YTD SPEND | 2020-21<br>OPEN POS | 2020-21<br>YTD USED | REMAINING<br>BUDGET | % BUDGET<br>USED |
|---------------|-----|--------------------------------|------------------------|-------------------|----------------------|---------------------|---------------------|---------------------|------------------|
| 101           |     | GENERAL FUND                   |                        |                   |                      |                     |                     |                     |                  |
| 51100         |     | COUNTY COMMISSION              |                        |                   |                      |                     |                     |                     |                  |
| 101 51100 191 |     | BOARD AND COMMITTEE MEMBERS FE | 67,500                 | 67,500            | 60,750               | 0                   | 60,750              | 6,750               | 90%              |
| 101 51100 199 |     | OTHER PER DIEM & FEES          | 1,200                  | 1,200             | 1,100                | 0                   | 1,100               | 100                 | 92%              |
| 101 51100 201 |     | SOCIAL SECURITY                | 4,259                  | 4,200             | 3,835                | 0                   | 3,835               | 365                 | 91%              |
| 101 51100 204 |     | PENSIONS                       | 3,575                  | 3,600             | 3,277                | 0                   | 3,277               | 323                 | 91%              |
| 101 51100 212 |     | EMPLOYER MEDICARE              | 996                    | 990               | 897                  | 0                   | 897                 | 93                  | 91%              |
| 101 51100 312 |     | CONTRACTS - PRIVATE AGENCIES   | 2,200                  | 2,400             | 1,569                | 1,000               | 2,569               | -169                | 107%             |
| 101 51100 320 |     | DUES AND MEMBERSHIPS           | 9,730                  | 10,060            | 5,916                | 0                   | 5,916               | 4,144               | 59%              |
| 101 51100 334 |     | MAINTENANCE AGREEMENTS         | 3,000                  | 6,600             | 5,425                | 0                   | 5,425               | 1,175               | 82%              |
| 101 51100 351 |     | RENTALS                        | 0                      | 0                 | 95                   | 0                   | 95                  | -95                 | 0%               |
| 101 51100 355 |     | TRAVEL                         | 2,069                  | 8,000             | 0                    | 0                   | 0                   | 8,000               | 0%               |
| 101 51100 356 |     | TUITION/REGISTRATION FEES      | 695                    | 1,770             | 1,500                | 0                   | 1,500               | 270                 | 85%              |
| 101 51100 422 |     | FOOD SUPPLIES                  | 0                      | 2,000             | 0                    | 0                   | 0                   | 2,000               | 0%               |
| 101 51100 435 |     | OFFICE SUPPLIES                | 0                      | 0                 | 80                   | 0                   | 80                  | -80                 | 0%               |
| 101 51100 499 |     | OTHER SUPPLIES AND MATERIALS   | 45                     | 0                 | 0                    | 0                   | 0                   | 0                   | 0%               |
| 101 51100 599 |     | OTHER CHARGES                  | 716                    | 1,000             | 44                   | 0                   | 44                  | 956                 | 4%               |
| 101 51100 799 |     | OTHER CAPITAL OUTLAY           | 0                      | 0                 | 9,756                | 0                   | 9,756               | -9,756              | 0%               |
| 101 51100 --- |     | COUNTY COMMISSION              | 95,985                 | 109,320           | 94,244               | 1,000               | 95,244              | 14,076              | 87%              |
| 51210         |     | BOARD OF EQUALIZATION          |                        |                   |                      |                     |                     |                     |                  |
| 101 51210 191 |     | BOARD AND COMMITTEE MEMBERS FE | 10,320                 | 6,210             | 0                    | 0                   | 0                   | 6,210               | 0%               |
| 101 51210 --- |     | BOARD OF EQUALIZATION          | 10,320                 | 6,210             | 0                    | 0                   | 0                   | 6,210               | 0%               |
| 51300         |     | COUNTY MAYOR/EXECUTIVE         |                        |                   |                      |                     |                     |                     |                  |
| 101 51300 101 |     | COUNTY OFFICIAL/ADMINISTRATIVE | 130,346                | 134,856           | 123,617              | 0                   | 123,617             | 11,239              | 92%              |
| 101 51300 103 |     | ASSISTANT(S)                   | 54,705                 | 55,700            | 51,096               | 0                   | 51,096              | 4,604               | 92%              |
| 101 51300 201 |     | SOCIAL SECURITY                | 11,736                 | 11,820            | 10,726               | 0                   | 10,726              | 1,094               | 91%              |
| 101 51300 204 |     | PENSIONS                       | 17,783                 | 18,320            | 16,790               | 0                   | 16,790              | 1,530               | 92%              |
| 101 51300 205 |     | EMPLOYEE HEALTH INSURANCE      | 21,114                 | 21,120            | 19,355               | 0                   | 19,355              | 1,766               | 92%              |
| 101 51300 212 |     | EMPLOYER MEDICARE              | 2,745                  | 2,770             | 2,550                | 0                   | 2,550               | 220                 | 92%              |
| 101 51300 299 |     | OTHER FRINGE BENEFITS          | 6,822                  | 6,600             | 3,522                | 0                   | 3,522               | 3,078               | 53%              |
| 101 51300 307 |     | COMMUNICATION                  | 627                    | 2,500             | 460                  | 0                   | 460                 | 2,040               | 18%              |
| 101 51300 320 |     | DUES AND MEMBERSHIPS           | 2,572                  | 3,000             | 2,572                | 0                   | 2,572               | 428                 | 86%              |
| 101 51300 334 |     | MAINTENANCE AGREEMENTS         | 2,528                  | 2,160             | 1,937                | 181                 | 2,118               | 42                  | 98%              |
| 101 51300 348 |     | POSTAL CHARGES                 | 44                     | 300               | 12                   | 0                   | 12                  | 288                 | 4%               |
| 101 51300 351 |     | RENTALS                        | 3,372                  | 3,550             | 3,126                | 425                 | 3,551               | -1                  | 100%             |
| 101 51300 355 |     | TRAVEL                         | 2,238                  | 4,000             | 658                  | 0                   | 658                 | 3,342               | 16%              |
| 101 51300 356 |     | TUITION/REGISTRATION FEES      | 280                    | 100               | 300                  | 0                   | 300                 | -200                | 300%             |
| 101 51300 399 |     | OTHER CONTRACTED SERVICES      | 0                      | 0                 | 140                  | 0                   | 140                 | -140                | 0%               |
| 101 51300 414 |     | DUPLICATING SUPPLIES           | 173                    | 150               | 116                  | 0                   | 116                 | 34                  | 77%              |
| 101 51300 435 |     | OFFICE SUPPLIES                | 143                    | 300               | 117                  | 90                  | 207                 | 93                  | 69%              |
| 101 51300 599 |     | OTHER CHARGES                  | 113                    | 1,000             | 0                    | 0                   | 0                   | 1,000               | 0%               |
| 101 51300 --- |     | COUNTY MAYOR/EXECUTIVE         | 257,341                | 268,246           | 237,094              | 696                 | 237,790             | 30,457              | 89%              |
| 51400         |     | COUNTY ATTORNEY                |                        |                   |                      |                     |                     |                     |                  |
| 101 51400 101 |     | COUNTY OFFICIAL/ADMINISTRATIVE | 5,833                  | 0                 | 0                    | 0                   | 0                   | 0                   | 0%               |
| 101 51400 105 |     | SUPERVISOR/DIRECTOR            | 94,822                 | 156,600           | 141,626              | 0                   | 141,626             | 14,974              | 90%              |
| 101 51400 133 |     | PARAPROFESSIONALS              | 42,442                 | 49,850            | 45,540               | 0                   | 45,540              | 4,310               | 91%              |
| 101 51400 201 |     | SOCIAL SECURITY                | 8,484                  | 12,800            | 11,232               | 0                   | 11,232              | 1,568               | 88%              |

| Fnd   | Acct  | Obj | Obj                            | 2019-20<br>FY Activity | 2020-21<br>BUDGET | 2020-21<br>YTD SPEND | 2020-21<br>OPEN POS | 2020-21<br>YTD USED | REMAINING<br>BUDGET | % BUDGET<br>USED |
|-------|-------|-----|--------------------------------|------------------------|-------------------|----------------------|---------------------|---------------------|---------------------|------------------|
| 101   |       |     | GENERAL FUND                   |                        |                   |                      |                     |                     |                     |                  |
| 51400 |       |     | COUNTY ATTORNEY                |                        |                   |                      |                     |                     |                     |                  |
| 101   | 51400 | 204 | PENSIONS                       | 13,752                 | 19,840            | 17,987               | 0                   | 17,987              | 1,853               | 91%              |
| 101   | 51400 | 205 | EMPLOYEE HEALTH INSURANCE      | 21,114                 | 21,120            | 19,355               | 0                   | 19,355              | 1,766               | 92%              |
| 101   | 51400 | 212 | EMPLOYER MEDICARE              | 1,985                  | 3,000             | 2,627                | 0                   | 2,627               | 373                 | 88%              |
| 101   | 51400 | 312 | CONTRACTS - PRIVATE AGENCIES   | 26                     | 200               | 18                   | 182                 | 200                 | 0                   | 100%             |
| 101   | 51400 | 320 | DUES AND MEMBERSHIPS           | 1,104                  | 1,200             | 1,171                | 0                   | 1,171               | 29                  | 98%              |
| 101   | 51400 | 331 | LEGAL SERVICES                 | 61,861                 | 50,000            | 9,855                | 0                   | 9,855               | 40,146              | 20%              |
| 101   | 51400 | 332 | LEGAL NOTICES, RECORDING COURT | 132                    | 0                 | 96                   | 0                   | 96                  | -96                 | 0%               |
| 101   | 51400 | 333 | LICENSES                       | 80                     | 80                | 0                    | 0                   | 0                   | 80                  | 0%               |
| 101   | 51400 | 334 | MAINTENANCE AGREEMENTS         | 681                    | 1,370             | 321                  | 761                 | 1,082               | 288                 | 79%              |
| 101   | 51400 | 348 | POSTAL CHARGES                 | 82                     | 200               | 130                  | 0                   | 130                 | 70                  | 65%              |
| 101   | 51400 | 349 | PRINTING, STATIONERY AND FORMS | 0                      | 100               | 165                  | 0                   | 165                 | -65                 | 165%             |
| 101   | 51400 | 351 | RENTALS                        | 154                    | 1,983             | 168                  | 0                   | 168                 | 1,815               | 8%               |
| 101   | 51400 | 355 | TRAVEL                         | 410                    | 1,000             | 0                    | 0                   | 0                   | 1,000               | 0%               |
| 101   | 51400 | 356 | TUITION/REGISTRATION FEES      | 175                    | 1,000             | 125                  | 0                   | 125                 | 875                 | 13%              |
| 101   | 51400 | 411 | DATA PROCESSING SUPPLIES       | 42                     | 200               | 0                    | 0                   | 0                   | 200                 | 0%               |
| 101   | 51400 | 435 | OFFICE SUPPLIES                | 991                    | 2,125             | 606                  | 84                  | 690                 | 1,435               | 32%              |
| 101   | 51400 | 437 | PERIODICALS                    | 4,738                  | 5,092             | 3,789                | 1,614               | 5,404               | -312                | 106%             |
| 101   | 51400 | 471 | SOFTWARE                       | 109                    | 0                 | 0                    | 0                   | 0                   | 0                   | 0%               |
| 101   | 51400 | 499 | OTHER SUPPLIES AND MATERIALS   | 221                    | 400               | 0                    | 0                   | 0                   | 400                 | 0%               |
| 101   | 51400 | 709 | DATA PROCESSING EQUIPMENT      | 5,549                  | 0                 | 0                    | 0                   | 0                   | 0                   | 0%               |
| 101   | 51400 | --- | COUNTY ATTORNEY                | 264,787                | 328,160           | 254,811              | 2,641               | 257,453             | 70,709              | 78%              |
| 51500 |       |     | ELECTION COMMISSION            |                        |                   |                      |                     |                     |                     |                  |
| 101   | 51500 | 101 | COUNTY OFFICIAL/ADMINISTRATIVE | 83,941                 | 86,845            | 79,608               | 0                   | 79,608              | 7,237               | 92%              |
| 101   | 51500 | 106 | DEPUTY(IES)                    | 171,525                | 176,200           | 153,281              | 0                   | 153,281             | 22,919              | 87%              |
| 101   | 51500 | 169 | PART-TIME PERSONNEL            | 49,797                 | 39,770            | 131,909              | 0                   | 131,909             | -92,139             | 332%             |
| 101   | 51500 | 192 | ELECTION COMMISSION            | 20,500                 | 20,500            | 20,500               | 0                   | 20,500              | 0                   | 100%             |
| 101   | 51500 | 193 | ELECTION WORKERS               | 33,625                 | 115,240           | 71,135               | 0                   | 71,135              | 44,105              | 62%              |
| 101   | 51500 | 201 | SOCIAL SECURITY                | 18,492                 | 27,190            | 23,175               | 0                   | 23,175              | 4,015               | 85%              |
| 101   | 51500 | 204 | PENSIONS                       | 24,080                 | 25,280            | 20,841               | 0                   | 20,841              | 4,439               | 82%              |
| 101   | 51500 | 205 | EMPLOYEE HEALTH INSURANCE      | 71,402                 | 74,900            | 59,333               | 0                   | 59,333              | 15,568              | 79%              |
| 101   | 51500 | 212 | EMPLOYER MEDICARE              | 4,346                  | 6,360             | 5,443                | 0                   | 5,443               | 917                 | 86%              |
| 101   | 51500 | 299 | OTHER FRINGE BENEFITS          | 480                    | 400               | 111                  | 0                   | 111                 | 289                 | 28%              |
| 101   | 51500 | 307 | COMMUNICATION                  | 1,001                  | 50                | 111                  | 89                  | 200                 | -150                | 400%             |
| 101   | 51500 | 312 | CONTRACTS - PRIVATE AGENCIES   | 534                    | 800               | 2,306                | 62                  | 2,368               | -1,568              | 296%             |
| 101   | 51500 | 317 | DATA PROCESSING SERVICES       | 11,200                 | 20,200            | 14,164               | 0                   | 14,164              | 6,036               | 70%              |
| 101   | 51500 | 320 | DUES AND MEMBERSHIPS           | 650                    | 600               | 0                    | 0                   | 0                   | 600                 | 0%               |
| 101   | 51500 | 332 | LEGAL NOTICES, RECORDING COURT | 6,406                  | 8,200             | 7,830                | 1,169               | 9,000               | -800                | 110%             |
| 101   | 51500 | 334 | MAINTENANCE AGREEMENTS         | 19,330                 | 21,000            | 19,602               | 1,160               | 20,762              | 238                 | 99%              |
| 101   | 51500 | 348 | POSTAL CHARGES                 | 8,000                  | 14,000            | 0                    | 13,500              | 13,500              | 500                 | 96%              |
| 101   | 51500 | 349 | PRINTING, STATIONERY AND FORMS | 12,778                 | 15,900            | 20,351               | 1,075               | 21,426              | -5,526              | 135%             |
| 101   | 51500 | 350 | INTERNET CONNECTIVITY          | 0                      | 2,040             | 1,691                | 0                   | 1,691               | 349                 | 83%              |
| 101   | 51500 | 351 | RENTALS                        | 36,175                 | 82,247            | 49,864               | 472                 | 50,336              | 31,911              | 61%              |
| 101   | 51500 | 355 | TRAVEL                         | 3,707                  | 8,000             | 1,294                | 0                   | 1,294               | 6,706               | 16%              |
| 101   | 51500 | 356 | TUITION/REGISTRATION FEES      | 675                    | 3,500             | 0                    | 0                   | 0                   | 3,500               | 0%               |
| 101   | 51500 | 399 | OTHER CONTRACTED SERVICES      | 8,500                  | 8,100             | 17,150               | 0                   | 17,150              | -9,050              | 212%             |
| 101   | 51500 | 411 | DATA PROCESSING SUPPLIES       | 7,148                  | 13,100            | 5,155                | 1,992               | 7,147               | 5,953               | 55%              |
| 101   | 51500 | 414 | DUPLICATING SUPPLIES           | 912                    | 900               | 639                  | 0                   | 639                 | 261                 | 71%              |
| 101   | 51500 | 415 | ELECTRICITY                    | 2,307                  | 7,500             | 4,961                | 0                   | 4,961               | 2,539               | 66%              |
| 101   | 51500 | 434 | NATURAL GAS                    | 443                    | 1,800             | 963                  | 0                   | 963                 | 837                 | 53%              |
| 101   | 51500 | 435 | OFFICE SUPPLIES                | 5,040                  | 4,200             | 4,214                | 232                 | 4,446               | -246                | 106%             |
| 101   | 51500 | 454 | WATER AND SEWER                | 293                    | 720               | 405                  | 0                   | 405                 | 315                 | 56%              |

| Fnd Acct      | Obj | Obj                            | 2019-20<br>FY Activity | 2020-21<br>BUDGET | 2020-21<br>YTD SPEND | 2020-21<br>OPEN POS | 2020-21<br>YTD USED | REMAINING<br>BUDGET | % BUDGET<br>USED |
|---------------|-----|--------------------------------|------------------------|-------------------|----------------------|---------------------|---------------------|---------------------|------------------|
| 101           |     | GENERAL FUND                   |                        |                   |                      |                     |                     |                     |                  |
| 51500         |     | ELECTION COMMISSION            |                        |                   |                      |                     |                     |                     |                  |
| 101 51500 471 |     | SOFTWARE                       | 77                     | 0                 | 0                    | 0                   | 0                   | 0                   | 0%               |
| 101 51500 499 |     | OTHER SUPPLIES AND MATERIALS   | 60                     | 0                 | 0                    | 0                   | 0                   | 0                   | 0%               |
| 101 51500 506 |     | INSURANCE-LIABILITY            | 9,284                  | 10,000            | 10,215               | 0                   | 10,215              | -215                | 102%             |
| 101 51500 599 |     | OTHER CHARGES                  | 250                    | 1,400             | 0                    | 0                   | 0                   | 1,400               | 0%               |
| 101 51500 709 |     | DATA PROCESSING EQUIPMENT      | 3,384                  | 0                 | 4,337                | 300                 | 4,637               | -4,637              | 0%               |
| 101 51500 --- |     | ELECTION COMMISSION            | 616,342                | 796,942           | 730,588              | 20,051              | 750,640             | 46,303              | 94%              |
| 51600         |     | REGISTER OF DEEDS              |                        |                   |                      |                     |                     |                     |                  |
| 101 51600 101 |     | COUNTY OFFICIAL/ADMINISTRATIVE | 93,267                 | 96,494            | 88,453               | 0                   | 88,453              | 8,041               | 92%              |
| 101 51600 106 |     | DEPUTY(IES)                    | 245,666                | 256,000           | 236,741              | 0                   | 236,741             | 19,259              | 92%              |
| 101 51600 121 |     | DATA PROCESSING PERSONNEL      | 0                      | 7,700             | 0                    | 0                   | 0                   | 7,700               | 0%               |
| 101 51600 169 |     | PART-TIME PERSONNEL            | 12,870                 | 14,700            | 12,220               | 0                   | 12,220              | 2,480               | 83%              |
| 101 51600 201 |     | SOCIAL SECURITY                | 20,275                 | 23,230            | 19,453               | 0                   | 19,453              | 3,777               | 84%              |
| 101 51600 204 |     | PENSIONS                       | 32,571                 | 33,880            | 31,251               | 0                   | 31,251              | 2,629               | 92%              |
| 101 51600 205 |     | EMPLOYEE HEALTH INSURANCE      | 89,064                 | 87,000            | 79,745               | 0                   | 79,745              | 7,256               | 92%              |
| 101 51600 212 |     | EMPLOYER MEDICARE              | 4,744                  | 5,440             | 4,550                | 0                   | 4,550               | 890                 | 84%              |
| 101 51600 299 |     | OTHER FRINGE BENEFITS          | 54                     | 0                 | 54                   | 0                   | 54                  | -54                 | 0%               |
| 101 51600 307 |     | COMMUNICATION                  | 236                    | 300               | 189                  | 0                   | 189                 | 111                 | 63%              |
| 101 51600 312 |     | CONTRACTS - PRIVATE AGENCIES   | 354                    | 500               | 173                  | 327                 | 500                 | 0                   | 100%             |
| 101 51600 320 |     | DUES AND MEMBERSHIPS           | 941                    | 1,000             | 973                  | 0                   | 973                 | 27                  | 97%              |
| 101 51600 334 |     | MAINTENANCE AGREEMENTS         | 17,979                 | 21,650            | 18,836               | 186                 | 19,022              | 2,628               | 88%              |
| 101 51600 348 |     | POSTAL CHARGES                 | 1,427                  | 1,500             | 1,254                | 246                 | 1,500               | 0                   | 100%             |
| 101 51600 351 |     | RENTALS                        | 2,006                  | 2,700             | 1,596                | 475                 | 2,071               | 629                 | 77%              |
| 101 51600 355 |     | TRAVEL                         | 449                    | 1,500             | 572                  | 0                   | 572                 | 928                 | 38%              |
| 101 51600 356 |     | TUITION/REGISTRATION FEES      | 0                      | 450               | 0                    | 0                   | 0                   | 450                 | 0%               |
| 101 51600 411 |     | DATA PROCESSING SUPPLIES       | 3,710                  | 7,000             | 6,479                | 0                   | 6,479               | 521                 | 93%              |
| 101 51600 414 |     | DUPLICATING SUPPLIES           | 895                    | 1,000             | 945                  | 0                   | 945                 | 55                  | 94%              |
| 101 51600 435 |     | OFFICE SUPPLIES                | 8,670                  | 10,000            | 7,730                | 1,522               | 9,252               | 748                 | 93%              |
| 101 51600 437 |     | PERIODICALS                    | 0                      | 200               | 0                    | 200                 | 200                 | 0                   | 100%             |
| 101 51600 599 |     | OTHER CHARGES                  | 0                      | 500               | 0                    | 0                   | 0                   | 500                 | 0%               |
| 101 51600 709 |     | DATA PROCESSING EQUIPMENT      | 9,660                  | 0                 | 0                    | 0                   | 0                   | 0                   | 0%               |
| 101 51600 799 |     | OTHER CAPITAL OUTLAY           | 11,949                 | 0                 | 0                    | 0                   | 0                   | 0                   | 0%               |
| 101 51600 --- |     | REGISTER OF DEEDS              | 556,787                | 572,744           | 511,214              | 2,956               | 514,170             | 58,575              | 90%              |
| 51720         |     | PLANNING                       |                        |                   |                      |                     |                     |                     |                  |
| 101 51720 103 |     | ASSISTANT(S)                   | 82,676                 | 84,100            | 77,211               | 0                   | 77,211              | 6,889               | 92%              |
| 101 51720 105 |     | SUPERVISOR/DIRECTOR            | 63,898                 | 65,000            | 59,675               | 0                   | 59,675              | 5,325               | 92%              |
| 101 51720 191 |     | BOARD AND COMMITTEE MEMBERS FE | 2,544                  | 4,000             | 3,660                | 0                   | 3,660               | 340                 | 92%              |
| 101 51720 201 |     | SOCIAL SECURITY                | 8,943                  | 9,500             | 8,393                | 0                   | 8,393               | 1,107               | 88%              |
| 101 51720 204 |     | PENSIONS                       | 14,094                 | 14,330            | 13,155               | 0                   | 13,155              | 1,175               | 92%              |
| 101 51720 205 |     | EMPLOYEE HEALTH INSURANCE      | 18,164                 | 18,960            | 17,375               | 0                   | 17,375              | 1,586               | 92%              |
| 101 51720 212 |     | EMPLOYER MEDICARE              | 1,820                  | 2,220             | 1,963                | 0                   | 1,963               | 257                 | 88%              |
| 101 51720 320 |     | DUES AND MEMBERSHIPS           | 512                    | 800               | 582                  | 0                   | 582                 | 218                 | 73%              |
| 101 51720 332 |     | LEGAL NOTICES, RECORDING COURT | 721                    | 1,500             | 953                  | 547                 | 1,500               | 0                   | 100%             |
| 101 51720 334 |     | MAINTENANCE AGREEMENTS         | 9,900                  | 9,750             | 9,750                | 0                   | 9,750               | 0                   | 100%             |
| 101 51720 355 |     | TRAVEL                         | 0                      | 1,000             | 0                    | 0                   | 0                   | 1,000               | 0%               |
| 101 51720 356 |     | TUITION/REGISTRATION FEES      | 0                      | 700               | 450                  | 0                   | 450                 | 250                 | 64%              |
| 101 51720 709 |     | DATA PROCESSING EQUIPMENT      | 9,262                  | 0                 | 0                    | 0                   | 0                   | 0                   | 0%               |
| 101 51720 --- |     | PLANNING                       | 212,534                | 211,860           | 193,167              | 547                 | 193,714             | 18,147              | 91%              |

| Fnd   | Acct  | Obj | Obj                            | 2019-20<br>FY Activity | 2020-21<br>BUDGET | 2020-21<br>YTD SPEND | 2020-21<br>OPEN POS | 2020-21<br>YTD USED | REMAINING<br>BUDGET | % BUDGET<br>USED |
|-------|-------|-----|--------------------------------|------------------------|-------------------|----------------------|---------------------|---------------------|---------------------|------------------|
| 101   |       |     | GENERAL FUND                   |                        |                   |                      |                     |                     |                     |                  |
| 51750 |       |     | CODES COMPLIANCE               |                        |                   |                      |                     |                     |                     |                  |
| 101   | 51750 | 103 | ASSISTANT(S)                   | 31,841                 | 32,400            | 29,730               | 0                   | 29,730              | 2,670               | 92%              |
| 101   | 51750 | 105 | SUPERVISOR/DIRECTOR            | 59,615                 | 60,600            | 55,665               | 0                   | 55,665              | 4,935               | 92%              |
| 101   | 51750 | 162 | CLERICAL PERSONNEL             | 0                      | 44,000            | 0                    | 0                   | 0                   | 44,000              | 0%               |
| 101   | 51750 | 189 | OTHER SALARIES & WAGES         | 88,215                 | 89,800            | 82,390               | 0                   | 82,390              | 7,410               | 92%              |
| 101   | 51750 | 201 | SOCIAL SECURITY                | 10,507                 | 14,080            | 9,752                | 0                   | 9,752               | 4,328               | 69%              |
| 101   | 51750 | 204 | PENSIONS                       | 17,035                 | 21,810            | 16,124               | 0                   | 16,124              | 5,686               | 74%              |
| 101   | 51750 | 205 | EMPLOYEE HEALTH INSURANCE      | 54,844                 | 73,020            | 49,549               | 0                   | 49,549              | 23,471              | 68%              |
| 101   | 51750 | 212 | EMPLOYER MEDICARE              | 2,732                  | 3,300             | 2,281                | 0                   | 2,281               | 1,019               | 69%              |
| 101   | 51750 | 307 | COMMUNICATION                  | 4,297                  | 5,500             | 3,369                | 2,131               | 5,500               | 0                   | 100%             |
| 101   | 51750 | 312 | CONTRACTS - PRIVATE AGENCIES   | 147                    | 350               | 297                  | 53                  | 350                 | 0                   | 100%             |
| 101   | 51750 | 320 | DUES AND MEMBERSHIPS           | 620                    | 1,262             | 1,217                | 0                   | 1,217               | 45                  | 96%              |
| 101   | 51750 | 332 | LEGAL NOTICES, RECORDING COURT | 0                      | 1,000             | 0                    | 0                   | 0                   | 1,000               | 0%               |
| 101   | 51750 | 333 | LICENSES                       | 0                      | 73                | 73                   | 0                   | 73                  | 1                   | 99%              |
| 101   | 51750 | 334 | MAINTENANCE AGREEMENTS         | 9,263                  | 10,220            | 9,327                | 393                 | 9,720               | 500                 | 95%              |
| 101   | 51750 | 338 | MAINTENANCE AND REPAIR VEHICLE | 0                      | 500               | 111                  | 0                   | 111                 | 389                 | 22%              |
| 101   | 51750 | 348 | POSTAL CHARGES                 | 1,300                  | 1,550             | 165                  | 0                   | 165                 | 1,385               | 11%              |
| 101   | 51750 | 351 | RENTALS                        | 5,351                  | 7,500             | 4,755                | 596                 | 5,350               | 2,150               | 71%              |
| 101   | 51750 | 355 | TRAVEL                         | 795                    | 1,000             | 454                  | 0                   | 454                 | 546                 | 45%              |
| 101   | 51750 | 356 | TUITION/REGISTRATION FEES      | 400                    | 236               | 188                  | 0                   | 188                 | 48                  | 80%              |
| 101   | 51750 | 411 | DATA PROCESSING SUPPLIES       | 797                    | 1,700             | 1,280                | 231                 | 1,510               | 190                 | 89%              |
| 101   | 51750 | 414 | DUPLICATING SUPPLIES           | 580                    | 548               | 548                  | 0                   | 548                 | 0                   | 100%             |
| 101   | 51750 | 425 | GASOLINE                       | 5,175                  | 8,300             | 4,980                | 3,020               | 8,000               | 300                 | 96%              |
| 101   | 51750 | 435 | OFFICE SUPPLIES                | 6,323                  | 3,891             | 2,858                | 931                 | 3,790               | 101                 | 97%              |
| 101   | 51750 | 437 | PERIODICALS                    | 391                    | 0                 | 0                    | 0                   | 0                   | 0                   | 0%               |
| 101   | 51750 | 451 | UNIFORMS                       | 738                    | 994               | 924                  | 35                  | 959                 | 35                  | 96%              |
| 101   | 51750 | 453 | VEHICLE PARTS                  | 1,076                  | 1,500             | 384                  | 0                   | 384                 | 1,116               | 26%              |
| 101   | 51750 | 471 | SOFTWARE                       | 440                    | 0                 | 0                    | 0                   | 0                   | 0                   | 0%               |
| 101   | 51750 | 499 | OTHER SUPPLIES AND MATERIALS   | 0                      | 500               | 0                    | 0                   | 0                   | 500                 | 0%               |
| 101   | 51750 | 508 | SURETY BONDS                   | 0                      | 100               | 100                  | 0                   | 100                 | 0                   | 100%             |
| 101   | 51750 | 511 | INSURANCE-VEHICLE/EQUIP        | 1,406                  | 1,800             | 1,711                | 0                   | 1,711               | 89                  | 95%              |
| 101   | 51750 | 536 | HAZARDOUS WASTE CLEANUP        | 22,893                 | 52,000            | 11,970               | 12,590              | 24,560              | 27,440              | 47%              |
| 101   | 51750 | 599 | OTHER CHARGES                  | 100                    | 0                 | 0                    | 0                   | 0                   | 0                   | 0%               |
| 101   | 51750 | 709 | DATA PROCESSING EQUIPMENT      | 6,287                  | 9,198             | 7,260                | 0                   | 7,260               | 1,938               | 79%              |
| 101   | 51750 | 711 | FURNITURE AND FIXTURES         | 320                    | 8,948             | 4,010                | 4,937               | 8,946               | 2                   | 100%             |
| 101   | 51750 | 718 | MOTOR VEHICLES                 | 32,844                 | 0                 | 0                    | 0                   | 0                   | 0                   | 0%               |
| 101   | 51750 | --- | CODES COMPLIANCE               | 366,332                | 457,680           | 301,472              | 24,917              | 326,387             | 131,294             | 71%              |
| 51800 |       |     | COUNTY BUILDINGS               |                        |                   |                      |                     |                     |                     |                  |
| 101   | 51800 | 334 | MAINTENANCE AGREEMENTS         | 56,156                 | 63,650            | 43,041               | 6,230               | 49,270              | 14,380              | 77%              |
| 101   | 51800 | 335 | MAINTENANCE AND REPAIR BLDG    | 18,474                 | 25,000            | 20,255               | 4,364               | 24,620              | 380                 | 98%              |
| 101   | 51800 | 336 | MAINTENANCE AND REPAIR EQUIP   | 2,817                  | 5,000             | 7,100                | 442                 | 7,542               | -2,542              | 151%             |
| 101   | 51800 | 347 | PEST CONTROL                   | 2,115                  | 3,000             | 2,115                | 0                   | 2,115               | 885                 | 71%              |
| 101   | 51800 | 351 | RENTALS                        | 9,762                  | 8,200             | 4,808                | 1,192               | 6,000               | 2,200               | 73%              |
| 101   | 51800 | 361 | PERMITS                        | 120                    | 300               | 175                  | 0                   | 175                 | 125                 | 58%              |
| 101   | 51800 | 410 | CUSTODIAL SUPPLIES             | 21,913                 | 22,950            | 15,529               | 4,174               | 19,704              | 3,246               | 86%              |
| 101   | 51800 | 412 | DIESEL FUEL                    | 0                      | 400               | 0                    | 0                   | 0                   | 400                 | 0%               |
| 101   | 51800 | 415 | ELECTRICITY                    | 183,496                | 190,000           | 157,768              | 0                   | 157,768             | 32,232              | 83%              |
| 101   | 51800 | 418 | EQUIPMENT AND MACHINERY PARTS  | 114                    | 0                 | 6                    | 0                   | 6                   | -6                  | 0%               |
| 101   | 51800 | 425 | GASOLINE                       | 0                      | 50                | 0                    | 50                  | 50                  | 0                   | 100%             |
| 101   | 51800 | 434 | NATURAL GAS                    | 23,029                 | 30,000            | 23,235               | 0                   | 23,235              | 6,765               | 77%              |
| 101   | 51800 | 452 | UTILITIES                      | 543                    | 0                 | 0                    | 0                   | 0                   | 0                   | 0%               |
| 101   | 51800 | 454 | WATER AND SEWER                | 10,036                 | 12,500            | 7,033                | 0                   | 7,033               | 5,467               | 56%              |

| Fnd Acct      | Obj | Obj                            | 2019-20<br>FY Activity | 2020-21<br>BUDGET | 2020-21<br>YTD SPEND | 2020-21<br>OPEN POS | 2020-21<br>YTD USED | REMAINING<br>BUDGET | % BUDGET<br>USED |
|---------------|-----|--------------------------------|------------------------|-------------------|----------------------|---------------------|---------------------|---------------------|------------------|
| 101           |     | GENERAL FUND                   |                        |                   |                      |                     |                     |                     |                  |
| 51800         |     | COUNTY BUILDINGS               |                        |                   |                      |                     |                     |                     |                  |
| 101 51800 499 |     | OTHER SUPPLIES AND MATERIALS   | 2,025                  | 3,000             | 177                  | 0                   | 177                 | 2,823               | 6%               |
| 101 51800 502 |     | INSURANCE-BLDG AND CONTENTS    | 49,530                 | 52,000            | 55,585               | 0                   | 55,585              | -3,585              | 107%             |
| 101 51800 --- |     | COUNTY BUILDINGS               | 380,130                | 416,050           | 336,827              | 16,452              | 353,280             | 62,770              | 85%              |
| 51900         |     | OTHER GENERAL ADMINISTRATION   |                        |                   |                      |                     |                     |                     |                  |
| 101 51900 166 |     | CUSTODIAL PERSONNEL            | 55,440                 | 56,400            | 51,760               | 0                   | 51,760              | 4,640               | 92%              |
| 101 51900 169 |     | PART-TIME PERSONNEL            | 13,514                 | 14,500            | 12,646               | 0                   | 12,646              | 1,854               | 87%              |
| 101 51900 189 |     | OTHER SALARIES & WAGES         | 113,928                | 96,680            | 88,808               | 0                   | 88,808              | 7,872               | 92%              |
| 101 51900 201 |     | SOCIAL SECURITY                | 9,866                  | 10,400            | 8,072                | 0                   | 8,072               | 2,328               | 78%              |
| 101 51900 204 |     | PENSIONS                       | 13,761                 | 14,720            | 13,508               | 0                   | 13,508              | 1,212               | 92%              |
| 101 51900 205 |     | EMPLOYEE HEALTH INSURANCE      | 52,979                 | 54,060            | 48,308               | 0                   | 48,308              | 5,753               | 89%              |
| 101 51900 212 |     | EMPLOYER MEDICARE              | 2,503                  | 2,440             | 2,071                | 0                   | 2,071               | 369                 | 85%              |
| 101 51900 299 |     | OTHER FRINGE BENEFITS          | 441                    | 0                 | 39                   | 0                   | 39                  | -39                 | 0%               |
| 101 51900 305 |     | AUDIT SERVICES                 | 47,492                 | 57,500            | 52,362               | 6,500               | 58,862              | -1,362              | 102%             |
| 101 51900 307 |     | COMMUNICATION                  | 51,667                 | 37,500            | 31,927               | 0                   | 31,927              | 5,573               | 85%              |
| 101 51900 308 |     | CONSULTANTS                    | 7,617                  | 15,000            | 780                  | 0                   | 780                 | 14,220              | 5%               |
| 101 51900 312 |     | CONTRACTS - PRIVATE AGENCIES   | 4,121                  | 6,360             | 9,069                | 504                 | 9,573               | -3,213              | 151%             |
| 101 51900 320 |     | DUES AND MEMBERSHIPS           | 1,455                  | 0                 | 2,780                | 0                   | 2,780               | -2,780              | 0%               |
| 101 51900 332 |     | LEGAL NOTICES, RECORDING COURT | 5,206                  | 5,000             | 2,778                | 1,246               | 4,024               | 976                 | 80%              |
| 101 51900 333 |     | LICENSES                       | 0                      | 0                 | 123                  | 0                   | 123                 | -123                | 0%               |
| 101 51900 334 |     | MAINTENANCE AGREEMENTS         | 65,321                 | 90,400            | 75,648               | 600                 | 76,248              | 14,152              | 84%              |
| 101 51900 348 |     | POSTAL CHARGES                 | 128                    | 0                 | 121                  | 0                   | 121                 | -121                | 0%               |
| 101 51900 349 |     | PRINTING, STATIONERY AND FORMS | 62                     | 1,500             | 0                    | 0                   | 0                   | 1,500               | 0%               |
| 101 51900 350 |     | INTERNET CONNECTIVITY          | 0                      | 12,500            | 20,195               | 0                   | 20,195              | -7,695              | 162%             |
| 101 51900 351 |     | RENTALS                        | 1,490                  | 1,080             | 1,115                | 0                   | 1,115               | -35                 | 103%             |
| 101 51900 355 |     | TRAVEL                         | 3,286                  | 5,000             | 1,144                | 0                   | 1,144               | 3,856               | 23%              |
| 101 51900 356 |     | TUITION/REGISTRATION FEES      | 300                    | 2,000             | 0                    | 0                   | 0                   | 2,000               | 0%               |
| 101 51900 399 |     | OTHER CONTRACTED SERVICES      | 3,000                  | 0                 | 0                    | 0                   | 0                   | 0                   | 0%               |
| 101 51900 422 |     | FOOD SUPPLIES                  | 475                    | 600               | 81                   | 0                   | 81                  | 519                 | 13%              |
| 101 51900 435 |     | OFFICE SUPPLIES                | 1,297                  | 1,400             | 997                  | 0                   | 997                 | 403                 | 71%              |
| 101 51900 471 |     | SOFTWARE                       | 0                      | 960               | 789                  | 0                   | 789                 | 171                 | 82%              |
| 101 51900 499 |     | OTHER SUPPLIES AND MATERIALS   | 1,647                  | 1,840             | 333                  | 1,392               | 1,725               | 115                 | 94%              |
| 101 51900 505 |     | JUDGEMENTS                     | 6,000                  | 0                 | 0                    | 0                   | 0                   | 0                   | 0%               |
| 101 51900 506 |     | INSURANCE-LIABILITY            | 66,859                 | 68,500            | 72,028               | 0                   | 72,028              | -3,528              | 105%             |
| 101 51900 508 |     | SURETY BONDS                   | 0                      | 0                 | 50                   | 0                   | 50                  | -50                 | 0%               |
| 101 51900 510 |     | TRUSTEE'S COMMISSION           | 507,225                | 550,000           | 533,094              | 0                   | 533,094             | 16,906              | 97%              |
| 101 51900 511 |     | INSURANCE-VEHICLE/EQUIP        | 413                    | 1,260             | 0                    | 0                   | 0                   | 1,260               | 0%               |
| 101 51900 513 |     | WORKMAN'S COMPENSATION INSURAN | 248,285                | 265,000           | 266,508              | 0                   | 266,508             | -1,508              | 101%             |
| 101 51900 515 |     | LIABILITY CLAIMS               | 0                      | 1,000             | 750                  | 0                   | 750                 | 250                 | 75%              |
| 101 51900 530 |     | FINES, ASSESSMENTS, PENALTIES  | 0                      | 0                 | 43                   | 0                   | 43                  | -43                 | 0%               |
| 101 51900 540 |     | TAX RELIEF PROGRAM             | 370,436                | 400,000           | 389,599              | 0                   | 389,599             | 10,401              | 97%              |
| 101 51900 599 |     | OTHER CHARGES                  | 38,898                 | 20,561            | 25,188               | 0                   | 25,188              | -4,627              | 123%             |
| 101 51900 709 |     | DATA PROCESSING EQUIPMENT      | 14,110                 | 0                 | 0                    | 0                   | 0                   | 0                   | 0%               |
| 101 51900 712 |     | HVAC EQUIPMENT                 | 0                      | 0                 | 400                  | 0                   | 400                 | -400                | 0%               |
| 101 51900 --- |     | OTHER GENERAL ADMINISTRATION   | 1,709,222              | 1,794,161         | 1,713,114            | 10,242              | 1,723,356           | 70,806              | 96%              |
| 51910         |     | PRESERVATION OF RECORDS        |                        |                   |                      |                     |                     |                     |                  |
| 101 51910 103 |     | ASSISTANT(S)                   | 29,904                 | 30,500            | 28,003               | 0                   | 28,003              | 2,497               | 92%              |
| 101 51910 105 |     | SUPERVISOR/DIRECTOR            | 63,955                 | 65,100            | 59,749               | 0                   | 59,749              | 5,351               | 92%              |
| 101 51910 169 |     | PART-TIME PERSONNEL            | 2,682                  | 9,500             | 8,580                | 0                   | 8,580               | 920                 | 90%              |

| Fnd   | Acct  | Obj | Obj                            | 2019-20<br>FY Activity | 2020-21<br>BUDGET | 2020-21<br>YTD SPEND | 2020-21<br>OPEN POS | 2020-21<br>YTD USED | REMAINING<br>BUDGET | % BUDGET<br>USED |
|-------|-------|-----|--------------------------------|------------------------|-------------------|----------------------|---------------------|---------------------|---------------------|------------------|
| 101   |       |     | GENERAL FUND                   |                        |                   |                      |                     |                     |                     |                  |
| 51910 |       |     | PRESERVATION OF RECORDS        |                        |                   |                      |                     |                     |                     |                  |
| 101   | 51910 | 201 | SOCIAL SECURITY                | 5,756                  | 6,520             | 5,762                | 0                   | 5,762               | 758                 | 88%              |
| 101   | 51910 | 204 | PENSIONS                       | 9,020                  | 9,190             | 8,433                | 0                   | 8,433               | 757                 | 92%              |
| 101   | 51910 | 205 | EMPLOYEE HEALTH INSURANCE      | 18,954                 | 18,960            | 17,375               | 0                   | 17,375              | 1,586               | 92%              |
| 101   | 51910 | 212 | EMPLOYER MEDICARE              | 1,347                  | 1,530             | 1,348                | 0                   | 1,348               | 182                 | 88%              |
| 101   | 51910 | 304 | ARCHITECTS                     | 10,140                 | 100               | 0                    | 0                   | 0                   | 100                 | 0%               |
| 101   | 51910 | 307 | COMMUNICATION                  | 1,072                  | 960               | 0                    | 0                   | 0                   | 960                 | 0%               |
| 101   | 51910 | 312 | CONTRACTS - PRIVATE AGENCIES   | 0                      | 1,000             | 0                    | 0                   | 0                   | 1,000               | 0%               |
| 101   | 51910 | 316 | CONTRIBUTIONS                  | 15,000                 | 0                 | 0                    | 0                   | 0                   | 0                   | 0%               |
| 101   | 51910 | 334 | MAINTENANCE AGREEMENTS         | 1,305                  | 1,835             | 810                  | 965                 | 1,775               | 60                  | 97%              |
| 101   | 51910 | 335 | MAINTENANCE AND REPAIR BLDG    | 1,113                  | 5,000             | 2,261                | 350                 | 2,611               | 2,389               | 52%              |
| 101   | 51910 | 337 | MAINTENANCE AND REPAIR OFF EQP | 0                      | 500               | 0                    | 0                   | 0                   | 500                 | 0%               |
| 101   | 51910 | 347 | PEST CONTROL                   | 361                    | 380               | 361                  | 0                   | 361                 | 19                  | 95%              |
| 101   | 51910 | 348 | POSTAL CHARGES                 | 55                     | 200               | 21                   | 0                   | 21                  | 179                 | 11%              |
| 101   | 51910 | 350 | INTERNET CONNECTIVITY          | 0                      | 1,100             | 956                  | 89                  | 1,045               | 55                  | 95%              |
| 101   | 51910 | 355 | TRAVEL                         | 187                    | 500               | 0                    | 0                   | 0                   | 500                 | 0%               |
| 101   | 51910 | 399 | OTHER CONTRACTED SERVICES      | 1,160                  | 0                 | 0                    | 0                   | 0                   | 0                   | 0%               |
| 101   | 51910 | 410 | CUSTODIAL SUPPLIES             | 282                    | 400               | 0                    | 102                 | 102                 | 298                 | 25%              |
| 101   | 51910 | 415 | ELECTRICITY                    | 11,589                 | 13,000            | 10,032               | 0                   | 10,032              | 2,968               | 77%              |
| 101   | 51910 | 434 | NATURAL GAS                    | 468                    | 500               | 0                    | 0                   | 0                   | 500                 | 0%               |
| 101   | 51910 | 435 | OFFICE SUPPLIES                | 591                    | 23,760            | 9,914                | 3,365               | 13,279              | 10,481              | 56%              |
| 101   | 51910 | 454 | WATER AND SEWER                | 616                    | 750               | 506                  | 0                   | 506                 | 244                 | 68%              |
| 101   | 51910 | 499 | OTHER SUPPLIES AND MATERIALS   | 7,384                  | 0                 | 0                    | 0                   | 0                   | 0                   | 0%               |
| 101   | 51910 | 502 | INSURANCE-BLDG AND CONTENTS    | 1,107                  | 1,200             | 140                  | 0                   | 140                 | 1,060               | 12%              |
| 101   | 51910 | 590 | TRANSFERS TO OTHER FUNDS       | 49,000                 | 49,000            | 49,000               | 0                   | 49,000              | 0                   | 100%             |
| 101   | 51910 | 707 | BUILDING IMPROVEMENTS          | 109,000                | 0                 | 0                    | 0                   | 0                   | 0                   | 0%               |
| 101   | 51910 | 711 | FURNITURE AND FIXTURES         | 15,400                 | 0                 | 0                    | 0                   | 0                   | 0                   | 0%               |
| 101   | 51910 | --- | PRESERVATION OF RECORDS        | 357,448                | 241,485           | 203,251              | 4,871               | 208,122             | 33,364              | 86%              |
| 52100 |       |     | ACCOUNTS AND BUDGETS           |                        |                   |                      |                     |                     |                     |                  |
| 101   | 52100 | 105 | SUPERVISOR/DIRECTOR            | 93,240                 | 96,870            | 88,920               | 0                   | 88,920              | 7,950               | 92%              |
| 101   | 52100 | 119 | ACCOUNTANTS/BOOKKEEPERS        | 182,379                | 210,400           | 162,555              | 0                   | 162,555             | 47,845              | 77%              |
| 101   | 52100 | 169 | PART-TIME PERSONNEL            | 2,232                  | 16,000            | 13,720               | 0                   | 13,720              | 2,280               | 86%              |
| 101   | 52100 | 201 | SOCIAL SECURITY                | 16,444                 | 19,550            | 14,773               | 0                   | 14,773              | 4,777               | 76%              |
| 101   | 52100 | 204 | PENSIONS                       | 24,660                 | 29,530            | 24,119               | 0                   | 24,119              | 5,411               | 82%              |
| 101   | 52100 | 205 | EMPLOYEE HEALTH INSURANCE      | 56,653                 | 77,980            | 74,787               | 0                   | 74,787              | 3,193               | 96%              |
| 101   | 52100 | 212 | EMPLOYER MEDICARE              | 3,881                  | 4,690             | 3,654                | 0                   | 3,654               | 1,036               | 78%              |
| 101   | 52100 | 299 | OTHER FRINGE BENEFITS          | 432                    | 0                 | 264                  | 0                   | 264                 | -264                | 0%               |
| 101   | 52100 | 301 | ACCOUNTING SERVICES            | 0                      | 15,000            | 0                    | 0                   | 0                   | 15,000              | 0%               |
| 101   | 52100 | 307 | COMMUNICATION                  | 1,434                  | 1,500             | 1,204                | 0                   | 1,204               | 296                 | 80%              |
| 101   | 52100 | 317 | DATA PROCESSING SERVICES       | 26,229                 | 27,900            | 27,116               | 175                 | 27,291              | 609                 | 98%              |
| 101   | 52100 | 320 | DUES AND MEMBERSHIPS           | 0                      | 310               | 285                  | 0                   | 285                 | 25                  | 92%              |
| 101   | 52100 | 334 | MAINTENANCE AGREEMENTS         | 4,798                  | 6,000             | 5,063                | 777                 | 5,840               | 160                 | 97%              |
| 101   | 52100 | 337 | MAINTENANCE AND REPAIR OFF EQP | 0                      | 0                 | 0                    | 1,086               | 1,086               | -1,086              | 0%               |
| 101   | 52100 | 348 | POSTAL CHARGES                 | -366                   | 1,000             | 599                  | 0                   | 599                 | 401                 | 60%              |
| 101   | 52100 | 355 | TRAVEL                         | 63                     | 500               | 0                    | 0                   | 0                   | 500                 | 0%               |
| 101   | 52100 | 356 | TUITION/REGISTRATION FEES      | 494                    | 2,000             | 1,034                | 0                   | 1,034               | 966                 | 52%              |
| 101   | 52100 | 411 | DATA PROCESSING SUPPLIES       | 4,525                  | 2,745             | 2,071                | 12                  | 2,083               | 662                 | 76%              |
| 101   | 52100 | 414 | DUPLICATING SUPPLIES           | 239                    | 500               | 435                  | 0                   | 435                 | 65                  | 87%              |
| 101   | 52100 | 435 | OFFICE SUPPLIES                | 2,110                  | 2,000             | 1,565                | 240                 | 1,805               | 195                 | 90%              |
| 101   | 52100 | 599 | OTHER CHARGES                  | 549                    | 700               | 0                    | 0                   | 0                   | 700                 | 0%               |
| 101   | 52100 | 709 | DATA PROCESSING EQUIPMENT      | 1,218                  | 2,105             | 0                    | 1,851               | 1,851               | 254                 | 88%              |
| 101   | 52100 | 711 | FURNITURE AND FIXTURES         | 0                      | 1,150             | 0                    | 1,340               | 1,340               | -190                | 117%             |

| Fnd   | Acct  | Obj | Obj                            | 2019-20<br>FY Activity | 2020-21<br>BUDGET | 2020-21<br>YTD SPEND | 2020-21<br>OPEN POS | 2020-21<br>YTD USED | REMAINING<br>BUDGET | % BUDGET<br>USED |
|-------|-------|-----|--------------------------------|------------------------|-------------------|----------------------|---------------------|---------------------|---------------------|------------------|
| 101   |       |     | GENERAL FUND                   |                        |                   |                      |                     |                     |                     |                  |
| 52100 |       |     | ACCOUNTS AND BUDGETS           |                        |                   |                      |                     |                     |                     |                  |
| 101   | 52100 | --- | ACCOUNTS AND BUDGETS           | 421,214                | 518,430           | 422,164              | 5,481               | 427,645             | 90,785              | 82%              |
| 52200 |       |     | PURCHASING                     |                        |                   |                      |                     |                     |                     |                  |
| 101   | 52200 | 105 | SUPERVISOR/DIRECTOR            | 65,108                 | 66,200            | 60,806               | 0                   | 60,806              | 5,394               | 92%              |
| 101   | 52200 | 122 | PURCHASING PERSONNEL           | 63,961                 | 76,400            | 70,121               | 0                   | 70,121              | 6,279               | 92%              |
| 101   | 52200 | 201 | SOCIAL SECURITY                | 7,600                  | 8,850             | 7,725                | 0                   | 7,725               | 1,125               | 87%              |
| 101   | 52200 | 204 | PENSIONS                       | 12,404                 | 13,710            | 12,582               | 0                   | 12,582              | 1,128               | 92%              |
| 101   | 52200 | 205 | EMPLOYEE HEALTH INSURANCE      | 31,428                 | 33,210            | 30,443               | 0                   | 30,443              | 2,768               | 92%              |
| 101   | 52200 | 212 | EMPLOYER MEDICARE              | 1,779                  | 2,070             | 1,807                | 0                   | 1,807               | 263                 | 87%              |
| 101   | 52200 | 307 | COMMUNICATION                  | 952                    | 1,400             | 819                  | 301                 | 1,121               | 279                 | 80%              |
| 101   | 52200 | 332 | LEGAL NOTICES, RECORDING COURT | 3,248                  | 3,500             | 1,991                | 1,509               | 3,500               | 0                   | 100%             |
| 101   | 52200 | 334 | MAINTENANCE AGREEMENTS         | 641                    | 1,000             | 461                  | 214                 | 675                 | 325                 | 68%              |
| 101   | 52200 | 348 | POSTAL CHARGES                 | 330                    | 400               | 0                    | 0                   | 0                   | 400                 | 0%               |
| 101   | 52200 | 355 | TRAVEL                         | 0                      | 500               | 0                    | 0                   | 0                   | 500                 | 0%               |
| 101   | 52200 | 414 | DUPLICATING SUPPLIES           | 373                    | 400               | 399                  | 0                   | 399                 | 1                   | 100%             |
| 101   | 52200 | 435 | OFFICE SUPPLIES                | 1,391                  | 1,500             | 743                  | 0                   | 743                 | 757                 | 50%              |
| 101   | 52200 | 599 | OTHER CHARGES                  | 45                     | 0                 | 0                    | 0                   | 0                   | 0                   | 0%               |
| 101   | 52200 | 709 | DATA PROCESSING EQUIPMENT      | 0                      | 0                 | 679                  | 0                   | 679                 | -679                | 0%               |
| 101   | 52200 | --- | PURCHASING                     | 189,260                | 209,140           | 188,576              | 2,024               | 190,601             | 18,540              | 91%              |
| 52300 |       |     | PROPERTY ASSESSOR'S OFFICE     |                        |                   |                      |                     |                     |                     |                  |
| 101   | 52300 | 101 | COUNTY OFFICIAL/ADMINISTRATIVE | 93,267                 | 96,494            | 88,453               | 0                   | 88,453              | 8,041               | 92%              |
| 101   | 52300 | 106 | DEPUTY(IES)                    | 69,603                 | 80,300            | 65,147               | 0                   | 65,147              | 15,153              | 81%              |
| 101   | 52300 | 189 | OTHER SALARIES & WAGES         | 38,126                 | 38,600            | 35,611               | 0                   | 35,611              | 2,989               | 92%              |
| 101   | 52300 | 201 | SOCIAL SECURITY                | 12,095                 | 13,360            | 11,385               | 0                   | 11,385              | 1,975               | 85%              |
| 101   | 52300 | 204 | PENSIONS                       | 19,316                 | 20,700            | 18,175               | 0                   | 18,175              | 2,525               | 88%              |
| 101   | 52300 | 205 | EMPLOYEE HEALTH INSURANCE      | 32,940                 | 32,940            | 30,195               | 0                   | 30,195              | 2,745               | 92%              |
| 101   | 52300 | 206 | LIFE INSURANCE                 | 0                      | 5,000             | 5,000                | 0                   | 5,000               | 0                   | 100%             |
| 101   | 52300 | 212 | EMPLOYER MEDICARE              | 2,830                  | 3,130             | 2,663                | 0                   | 2,663               | 467                 | 85%              |
| 101   | 52300 | 312 | CONTRACTS - PRIVATE AGENCIES   | 2,016                  | 700               | 488                  | 211                 | 700                 | 0                   | 100%             |
| 101   | 52300 | 317 | DATA PROCESSING SERVICES       | 32,575                 | 35,000            | 32,798               | 0                   | 32,798              | 2,202               | 94%              |
| 101   | 52300 | 320 | DUES AND MEMBERSHIPS           | 2,975                  | 3,500             | 3,310                | 170                 | 3,480               | 20                  | 99%              |
| 101   | 52300 | 332 | LEGAL NOTICES, RECORDING COURT | 201                    | 200               | 0                    | 400                 | 400                 | -200                | 200%             |
| 101   | 52300 | 333 | LICENSES                       | 0                      | 25                | 25                   | 0                   | 25                  | 0                   | 100%             |
| 101   | 52300 | 334 | MAINTENANCE AGREEMENTS         | 4,040                  | 5,610             | 3,712                | 1,023               | 4,735               | 875                 | 84%              |
| 101   | 52300 | 338 | MAINTENANCE AND REPAIR VEHICLE | 0                      | 500               | 0                    | 0                   | 0                   | 500                 | 0%               |
| 101   | 52300 | 348 | POSTAL CHARGES                 | 1,000                  | 1,000             | 84                   | 0                   | 84                  | 916                 | 8%               |
| 101   | 52300 | 351 | RENTALS                        | 739                    | 900               | 1,015                | 137                 | 1,152               | -252                | 128%             |
| 101   | 52300 | 355 | TRAVEL                         | 559                    | 1,000             | 0                    | 0                   | 0                   | 1,000               | 0%               |
| 101   | 52300 | 356 | TUITION/REGISTRATION FEES      | 800                    | 800               | 675                  | 0                   | 675                 | 125                 | 84%              |
| 101   | 52300 | 411 | DATA PROCESSING SUPPLIES       | 943                    | 875               | 505                  | 0                   | 505                 | 370                 | 58%              |
| 101   | 52300 | 414 | DUPLICATING SUPPLIES           | 492                    | 500               | 431                  | 0                   | 431                 | 69                  | 86%              |
| 101   | 52300 | 422 | FOOD SUPPLIES                  | 0                      | 481               | 414                  | 0                   | 414                 | 67                  | 86%              |
| 101   | 52300 | 425 | GASOLINE                       | 1,048                  | 1,000             | 522                  | 478                 | 1,000               | 0                   | 100%             |
| 101   | 52300 | 435 | OFFICE SUPPLIES                | 1,563                  | 1,344             | 936                  | 0                   | 936                 | 408                 | 70%              |
| 101   | 52300 | 437 | PERIODICALS                    | 656                    | 657               | 656                  | 0                   | 656                 | 1                   | 100%             |
| 101   | 52300 | 499 | OTHER SUPPLIES AND MATERIALS   | 0                      | 668               | 274                  | 0                   | 274                 | 394                 | 41%              |
| 101   | 52300 | 508 | SURETY BONDS                   | 0                      | 50                | 50                   | 0                   | 50                  | 0                   | 100%             |
| 101   | 52300 | 599 | OTHER CHARGES                  | 150                    | 0                 | 0                    | 0                   | 0                   | 0                   | 0%               |
| 101   | 52300 | 709 | DATA PROCESSING EQUIPMENT      | 0                      | 600               | 507                  | 0                   | 507                 | 93                  | 84%              |

| Fnd Acct  | Obj | Obj                            | 2019-20<br>FY Activity | 2020-21<br>BUDGET | 2020-21<br>YTD SPEND | 2020-21<br>OPEN POS | 2020-21<br>YTD USED | REMAINING<br>BUDGET | % BUDGET<br>USED |
|-----------|-----|--------------------------------|------------------------|-------------------|----------------------|---------------------|---------------------|---------------------|------------------|
| 101       |     | GENERAL FUND                   |                        |                   |                      |                     |                     |                     |                  |
| 52300     |     | PROPERTY ASSESSOR'S OFFICE     |                        |                   |                      |                     |                     |                     |                  |
| 101 52300 | --- | PROPERTY ASSESSOR'S OFFICE     | 317,934                | 345,934           | 303,031              | 2,419               | 305,451             | 40,483              | 88%              |
| 52310     |     | REAPPRAISAL PROGRAM            |                        |                   |                      |                     |                     |                     |                  |
| 101 52310 | 106 | DEPUTY(IES)                    | 247,328                | 273,700           | 234,942              | 0                   | 234,942             | 38,758              | 86%              |
| 101 52310 | 189 | OTHER SALARIES & WAGES         | 71,706                 | 70,900            | 69,693               | 0                   | 69,693              | 1,207               | 98%              |
| 101 52310 | 201 | SOCIAL SECURITY                | 18,748                 | 21,370            | 17,909               | 0                   | 17,909              | 3,461               | 84%              |
| 101 52310 | 204 | PENSIONS                       | 30,659                 | 33,120            | 29,275               | 0                   | 29,275              | 3,845               | 88%              |
| 101 52310 | 205 | EMPLOYEE HEALTH INSURANCE      | 99,090                 | 99,090            | 90,833               | 0                   | 90,833              | 8,258               | 92%              |
| 101 52310 | 212 | EMPLOYER MEDICARE              | 4,388                  | 5,000             | 4,189                | 0                   | 4,189               | 812                 | 84%              |
| 101 52310 | 299 | OTHER FRINGE BENEFITS          | 639                    | 1,200             | 228                  | 0                   | 228                 | 972                 | 19%              |
| 101 52310 | 301 | ACCOUNTING SERVICES            | 43,950                 | 43,950            | 40,800               | 3,150               | 43,950              | 0                   | 100%             |
| 101 52310 | 317 | DATA PROCESSING SERVICES       | 11,609                 | 13,500            | 11,675               | 0                   | 11,675              | 1,825               | 86%              |
| 101 52310 | 334 | MAINTENANCE AGREEMENTS         | 578                    | 800               | 507                  | 64                  | 571                 | 229                 | 71%              |
| 101 52310 | 338 | MAINTENANCE AND REPAIR VEHICLE | 681                    | 1,280             | 223                  | 0                   | 223                 | 1,057               | 17%              |
| 101 52310 | 348 | POSTAL CHARGES                 | 5,999                  | 6,242             | 2,000                | 1,700               | 3,700               | 2,542               | 59%              |
| 101 52310 | 349 | PRINTING, STATIONERY AND FORMS | 0                      | 1,200             | 1,194                | 0                   | 1,194               | 6                   | 100%             |
| 101 52310 | 355 | TRAVEL                         | 0                      | 1,000             | 0                    | 0                   | 0                   | 1,000               | 0%               |
| 101 52310 | 411 | DATA PROCESSING SUPPLIES       | 6,700                  | 7,000             | 4,605                | 1,580               | 6,185               | 815                 | 88%              |
| 101 52310 | 414 | DUPLICATING SUPPLIES           | 997                    | 500               | 374                  | 0                   | 374                 | 126                 | 75%              |
| 101 52310 | 425 | GASOLINE                       | 1,637                  | 5,000             | 3,029                | 1,971               | 5,000               | 0                   | 100%             |
| 101 52310 | 435 | OFFICE SUPPLIES                | 3,612                  | 6,500             | 2,108                | 1,305               | 3,413               | 3,087               | 53%              |
| 101 52310 | 453 | VEHICLE PARTS                  | 66                     | 220               | 220                  | 0                   | 220                 | 0                   | 100%             |
| 101 52310 | 471 | SOFTWARE                       | 103                    | 0                 | 0                    | 0                   | 0                   | 0                   | 0%               |
| 101 52310 | 499 | OTHER SUPPLIES AND MATERIALS   | 323                    | 0                 | 0                    | 0                   | 0                   | 0                   | 0%               |
| 101 52310 | 511 | INSURANCE-VEHICLE/EQUIP        | 2,654                  | 2,560             | 2,730                | 0                   | 2,730               | -170                | 107%             |
| 101 52310 | 530 | FINES, ASSESSMENTS, PENALTIES  | 0                      | 0                 | 193                  | 0                   | 193                 | -193                | 0%               |
| 101 52310 | 709 | DATA PROCESSING EQUIPMENT      | 1,627                  | 4,058             | 3,158                | 0                   | 3,158               | 900                 | 78%              |
| 101 52310 | --- | REAPPRAISAL PROGRAM            | 553,094                | 598,190           | 519,885              | 9,770               | 529,655             | 68,537              | 89%              |
| 52400     |     | COUNTY TRUSTEE'S OFFICE        |                        |                   |                      |                     |                     |                     |                  |
| 101 52400 | 101 | COUNTY OFFICIAL/ADMINISTRATIVE | 93,267                 | 96,494            | 88,453               | 0                   | 88,453              | 8,041               | 92%              |
| 101 52400 | 106 | DEPUTY(IES)                    | 168,435                | 174,800           | 158,287              | 0                   | 158,287             | 16,513              | 91%              |
| 101 52400 | 140 | SALARY SUPPLEMENTS             | 3,500                  | 3,500             | 2,625                | 0                   | 2,625               | 875                 | 75%              |
| 101 52400 | 168 | TEMPORARY PERSONNEL            | 33,974                 | 50,000            | 40,484               | 0                   | 40,484              | 9,516               | 81%              |
| 101 52400 | 201 | SOCIAL SECURITY                | 17,336                 | 20,140            | 17,060               | 0                   | 17,060              | 3,080               | 85%              |
| 101 52400 | 204 | PENSIONS                       | 25,486                 | 26,410            | 23,964               | 0                   | 23,964              | 2,446               | 91%              |
| 101 52400 | 205 | EMPLOYEE HEALTH INSURANCE      | 60,084                 | 55,950            | 51,282               | 0                   | 51,282              | 4,668               | 92%              |
| 101 52400 | 212 | EMPLOYER MEDICARE              | 4,108                  | 4,710             | 3,990                | 0                   | 3,990               | 720                 | 85%              |
| 101 52400 | 307 | COMMUNICATION                  | 1,484                  | 1,500             | 1,241                | 0                   | 1,241               | 259                 | 83%              |
| 101 52400 | 312 | CONTRACTS - PRIVATE AGENCIES   | 438                    | 225               | 126                  | 124                 | 250                 | -25                 | 111%             |
| 101 52400 | 317 | DATA PROCESSING SERVICES       | 26,539                 | 27,650            | 23,850               | 3,800               | 27,650              | 0                   | 100%             |
| 101 52400 | 320 | DUES AND MEMBERSHIPS           | 941                    | 1,000             | 1,053                | 0                   | 1,053               | -53                 | 105%             |
| 101 52400 | 332 | LEGAL NOTICES, RECORDING COURT | 423                    | 4,500             | 507                  | 1,493               | 2,000               | 2,500               | 44%              |
| 101 52400 | 334 | MAINTENANCE AGREEMENTS         | 26,378                 | 29,010            | 27,374               | 100                 | 27,474              | 1,536               | 95%              |
| 101 52400 | 336 | MAINTENANCE AND REPAIR EQUIP   | 400                    | 0                 | 0                    | 0                   | 0                   | 0                   | 0%               |
| 101 52400 | 348 | POSTAL CHARGES                 | 1,920                  | 2,500             | 2,261                | 100                 | 2,361               | 139                 | 94%              |
| 101 52400 | 350 | INTERNET CONNECTIVITY          | 0                      | 0                 | 305                  | 0                   | 305                 | -305                | 0%               |
| 101 52400 | 351 | RENTALS                        | 28,423                 | 32,845            | 27,228               | 1,388               | 28,617              | 4,228               | 87%              |
| 101 52400 | 355 | TRAVEL                         | 1,285                  | 3,000             | 1,879                | 0                   | 1,879               | 1,121               | 63%              |
| 101 52400 | 356 | TUITION/REGISTRATION FEES      | 280                    | 400               | 70                   | 0                   | 70                  | 330                 | 18%              |



| Fnd Acct      | Obj | Obj                            | 2019-20<br>FY Activity | 2020-21<br>BUDGET | 2020-21<br>YTD SPEND | 2020-21<br>OPEN POS | 2020-21<br>YTD USED | REMAINING<br>BUDGET | % BUDGET<br>USED |
|---------------|-----|--------------------------------|------------------------|-------------------|----------------------|---------------------|---------------------|---------------------|------------------|
| 101           |     | GENERAL FUND                   |                        |                   |                      |                     |                     |                     |                  |
| 52400         |     | COUNTY TRUSTEE'S OFFICE        |                        |                   |                      |                     |                     |                     |                  |
| 101 52400 414 |     | DUPLICATING SUPPLIES           | 522                    | 500               | 290                  | 0                   | 290                 | 210                 | 58%              |
| 101 52400 415 |     | ELECTRICITY                    | 1,662                  | 2,000             | 1,127                | 0                   | 1,127               | 873                 | 56%              |
| 101 52400 434 |     | NATURAL GAS                    | 704                    | 800               | 641                  | 0                   | 641                 | 159                 | 80%              |
| 101 52400 435 |     | OFFICE SUPPLIES                | 4,919                  | 4,941             | 3,412                | 0                   | 3,412               | 1,529               | 69%              |
| 101 52400 499 |     | OTHER SUPPLIES AND MATERIALS   | 39                     | 0                 | 0                    | 0                   | 0                   | 0                   | 0%               |
| 101 52400 599 |     | OTHER CHARGES                  | 0                      | 300               | 0                    | 0                   | 0                   | 300                 | 0%               |
| 101 52400 709 |     | DATA PROCESSING EQUIPMENT      | 0                      | 458               | 458                  | 0                   | 458                 | 0                   | 100%             |
| 101 52400 719 |     | OFFICE EQUIPMENT               | 13,187                 | 450               | 405                  | 0                   | 405                 | 45                  | 90%              |
| 101 52400 --- |     | COUNTY TRUSTEE'S OFFICE        | 515,734                | 544,083           | 478,372              | 7,005               | 485,378             | 58,705              | 89%              |
| 52500         |     | COUNTY CLERK'S OFFICE          |                        |                   |                      |                     |                     |                     |                  |
| 101 52500 101 |     | COUNTY OFFICIAL/ADMINISTRATIVE | 93,267                 | 96,494            | 88,453               | 0                   | 88,453              | 8,041               | 92%              |
| 101 52500 106 |     | DEPUTY(IES)                    | 497,019                | 538,700           | 466,989              | 0                   | 466,989             | 71,711              | 87%              |
| 101 52500 201 |     | SOCIAL SECURITY                | 34,046                 | 39,390            | 32,073               | 0                   | 32,073              | 7,317               | 81%              |
| 101 52500 204 |     | PENSIONS                       | 56,727                 | 61,050            | 51,860               | 0                   | 51,860              | 9,190               | 85%              |
| 101 52500 205 |     | EMPLOYEE HEALTH INSURANCE      | 208,116                | 203,150           | 186,786              | 0                   | 186,786             | 16,364              | 92%              |
| 101 52500 212 |     | EMPLOYER MEDICARE              | 7,967                  | 9,220             | 7,501                | 0                   | 7,501               | 1,719               | 81%              |
| 101 52500 299 |     | OTHER FRINGE BENEFITS          | 156                    | 0                 | 378                  | 0                   | 378                 | -378                | 0%               |
| 101 52500 307 |     | COMMUNICATION                  | 2,287                  | 325               | 263                  | 0                   | 263                 | 62                  | 81%              |
| 101 52500 312 |     | CONTRACTS - PRIVATE AGENCIES   | 847                    | 940               | 700                  | 240                 | 940                 | 0                   | 100%             |
| 101 52500 320 |     | DUES AND MEMBERSHIPS           | 956                    | 1,000             | 988                  | 0                   | 988                 | 12                  | 99%              |
| 101 52500 334 |     | MAINTENANCE AGREEMENTS         | 31,876                 | 32,200            | 32,061               | 253                 | 32,314              | -114                | 100%             |
| 101 52500 335 |     | MAINTENANCE AND REPAIR BLDG    | 127                    | 190               | 160                  | 0                   | 160                 | 30                  | 84%              |
| 101 52500 348 |     | POSTAL CHARGES                 | 27,500                 | 42,500            | 38,000               | 4,500               | 42,500              | 0                   | 100%             |
| 101 52500 349 |     | PRINTING, STATIONERY AND FORMS | 1,880                  | 475               | 323                  | 0                   | 323                 | 152                 | 68%              |
| 101 52500 350 |     | INTERNET CONNECTIVITY          | 0                      | 2,100             | 2,140                | 215                 | 2,355               | -255                | 112%             |
| 101 52500 351 |     | RENTALS                        | 30,353                 | 31,395            | 29,988               | 288                 | 30,276              | 1,119               | 96%              |
| 101 52500 355 |     | TRAVEL                         | 1,779                  | 2,200             | 1,788                | 0                   | 1,788               | 412                 | 81%              |
| 101 52500 411 |     | DATA PROCESSING SUPPLIES       | 4,781                  | 4,750             | 3,167                | 390                 | 3,557               | 1,193               | 75%              |
| 101 52500 414 |     | DUPLICATING SUPPLIES           | 1,614                  | 3,325             | 2,981                | 14                  | 2,995               | 330                 | 90%              |
| 101 52500 415 |     | ELECTRICITY                    | 1,662                  | 1,900             | 1,127                | 0                   | 1,127               | 773                 | 59%              |
| 101 52500 434 |     | NATURAL GAS                    | 704                    | 800               | 641                  | 0                   | 641                 | 159                 | 80%              |
| 101 52500 435 |     | OFFICE SUPPLIES                | 4,879                  | 4,750             | 4,699                | 0                   | 4,699               | 51                  | 99%              |
| 101 52500 471 |     | SOFTWARE                       | 9,600                  | 0                 | 0                    | 0                   | 0                   | 0                   | 0%               |
| 101 52500 530 |     | FINES, ASSESSMENTS, PENALTIES  | 0                      | 50                | 20                   | 0                   | 20                  | 30                  | 40%              |
| 101 52500 709 |     | DATA PROCESSING EQUIPMENT      | 1,250                  | 0                 | 0                    | 0                   | 0                   | 0                   | 0%               |
| 101 52500 --- |     | COUNTY CLERK'S OFFICE          | 1,019,393              | 1,076,904         | 953,086              | 5,900               | 958,986             | 117,918             | 89%              |
| 53100         |     | CIRCUIT COURT                  |                        |                   |                      |                     |                     |                     |                  |
| 101 53100 101 |     | COUNTY OFFICIAL/ADMINISTRATIVE | 102,594                | 106,143           | 97,298               | 0                   | 97,298              | 8,845               | 92%              |
| 101 53100 106 |     | DEPUTY(IES)                    | 1,192,503              | 1,212,800         | 1,116,541            | 0                   | 1,116,541           | 96,259              | 92%              |
| 101 53100 140 |     | SALARY SUPPLEMENTS             | 16,500                 | 0                 | 0                    | 0                   | 0                   | 0                   | 0%               |
| 101 53100 169 |     | PART-TIME PERSONNEL            | 15,538                 | 17,600            | 12,140               | 0                   | 12,140              | 5,460               | 69%              |
| 101 53100 187 |     | OVERTIME PAY                   | 9,338                  | 9,000             | 5,617                | 0                   | 5,617               | 3,383               | 62%              |
| 101 53100 201 |     | SOCIAL SECURITY                | 78,032                 | 82,870            | 71,874               | 0                   | 71,874              | 10,996              | 87%              |
| 101 53100 204 |     | PENSIONS                       | 112,867                | 126,760           | 103,338              | 0                   | 103,338             | 23,422              | 82%              |
| 101 53100 205 |     | EMPLOYEE HEALTH INSURANCE      | 454,961                | 437,130           | 405,347              | 0                   | 405,347             | 31,784              | 93%              |
| 101 53100 212 |     | EMPLOYER MEDICARE              | 18,260                 | 19,380            | 16,809               | 0                   | 16,809              | 2,571               | 87%              |
| 101 53100 299 |     | OTHER FRINGE BENEFITS          | 360                    | 300               | 120                  | 0                   | 120                 | 180                 | 40%              |
| 101 53100 307 |     | COMMUNICATION                  | 1,001                  | 3,500             | 966                  | 159                 | 1,125               | 2,375               | 32%              |

| Fnd   | Acct  | Obj | Obj                            | 2019-20<br>FY Activity | 2020-21<br>BUDGET | 2020-21<br>YTD SPEND | 2020-21<br>OPEN POS | 2020-21<br>YTD USED | REMAINING<br>BUDGET | % BUDGET<br>USED |
|-------|-------|-----|--------------------------------|------------------------|-------------------|----------------------|---------------------|---------------------|---------------------|------------------|
| 101   |       |     | GENERAL FUND                   |                        |                   |                      |                     |                     |                     |                  |
| 53100 |       |     | CIRCUIT COURT                  |                        |                   |                      |                     |                     |                     |                  |
| 101   | 53100 | 312 | CONTRACTS - PRIVATE AGENCIES   | 1,418                  | 1,600             | 321                  | 229                 | 550                 | 1,050               | 34%              |
| 101   | 53100 | 320 | DUES AND MEMBERSHIPS           | 876                    | 1,200             | 1,013                | 0                   | 1,013               | 187                 | 84%              |
| 101   | 53100 | 334 | MAINTENANCE AGREEMENTS         | 63,417                 | 77,220            | 61,021               | 3,708               | 64,729              | 12,491              | 84%              |
| 101   | 53100 | 348 | POSTAL CHARGES                 | 0                      | 15,000            | 0                    | 15,000              | 15,000              | 0                   | 100%             |
| 101   | 53100 | 349 | PRINTING, STATIONERY AND FORMS | 5,811                  | 5,300             | 1,354                | 1,379               | 2,732               | 2,568               | 52%              |
| 101   | 53100 | 351 | RENTALS                        | 7,070                  | 7,500             | 6,006                | 1,064               | 7,070               | 430                 | 94%              |
| 101   | 53100 | 355 | TRAVEL                         | 2,833                  | 3,300             | 207                  | 0                   | 207                 | 3,093               | 6%               |
| 101   | 53100 | 356 | TUITION/REGISTRATION FEES      | 885                    | 1,000             | 0                    | 0                   | 0                   | 1,000               | 0%               |
| 101   | 53100 | 411 | DATA PROCESSING SUPPLIES       | 8,854                  | 8,100             | 4,902                | 157                 | 5,060               | 3,040               | 62%              |
| 101   | 53100 | 414 | DUPLICATING SUPPLIES           | 3,436                  | 5,000             | 2,609                | 0                   | 2,609               | 2,391               | 52%              |
| 101   | 53100 | 435 | OFFICE SUPPLIES                | 11,524                 | 13,000            | 7,168                | 4,412               | 11,580              | 1,420               | 89%              |
| 101   | 53100 | 437 | PERIODICALS                    | 531                    | 1,500             | 443                  | 457                 | 900                 | 600                 | 60%              |
| 101   | 53100 | 499 | OTHER SUPPLIES AND MATERIALS   | 566                    | 0                 | 0                    | 0                   | 0                   | 0                   | 0%               |
| 101   | 53100 | 599 | OTHER CHARGES                  | 150                    | 1,500             | 0                    | 0                   | 0                   | 1,500               | 0%               |
| 101   | 53100 | 709 | DATA PROCESSING EQUIPMENT      | 2,904                  | 27,330            | 1,560                | 19,603              | 21,163              | 6,167               | 77%              |
| 101   | 53100 | 711 | FURNITURE AND FIXTURES         | 0                      | 2,200             | 0                    | 0                   | 0                   | 2,200               | 0%               |
| 101   | 53100 | --- | CIRCUIT COURT                  | 2,112,229              | 2,186,233         | 1,916,654            | 46,168              | 1,962,822           | 223,412             | 90%              |
| 53310 |       |     | GENERAL SESSIONS JUDGE         |                        |                   |                      |                     |                     |                     |                  |
| 101   | 53310 | 102 | JUDGE(S)                       | 512,609                | 521,850           | 485,598              | 0                   | 485,598             | 36,252              | 93%              |
| 101   | 53310 | 169 | PART-TIME PERSONNEL            | 6,338                  | 20,000            | 7,688                | 0                   | 7,688               | 12,313              | 38%              |
| 101   | 53310 | 201 | SOCIAL SECURITY                | 25,053                 | 33,600            | 25,859               | 0                   | 25,859              | 7,741               | 77%              |
| 101   | 53310 | 204 | PENSIONS                       | 55,290                 | 50,150            | 46,666               | 0                   | 46,666              | 3,484               | 93%              |
| 101   | 53310 | 205 | EMPLOYEE HEALTH INSURANCE      | 46,926                 | 46,930            | 47,079               | 0                   | 47,079              | -149                | 100%             |
| 101   | 53310 | 212 | EMPLOYER MEDICARE              | 7,376                  | 7,860             | 7,026                | 0                   | 7,026               | 834                 | 89%              |
| 101   | 53310 | 299 | OTHER FRINGE BENEFITS          | 0                      | 230               | 0                    | 0                   | 0                   | 230                 | 0%               |
| 101   | 53310 | 307 | COMMUNICATION                  | 0                      | 300               | 0                    | 0                   | 0                   | 300                 | 0%               |
| 101   | 53310 | 320 | DUES AND MEMBERSHIPS           | 2,084                  | 4,000             | 1,345                | 0                   | 1,345               | 2,655               | 34%              |
| 101   | 53310 | 333 | LICENSES                       | 585                    | 1,000             | 583                  | 0                   | 583                 | 417                 | 58%              |
| 101   | 53310 | 337 | MAINTENANCE AND REPAIR OFF EQP | 0                      | 1,000             | 1,591                | 0                   | 1,591               | -591                | 159%             |
| 101   | 53310 | 355 | TRAVEL                         | 4,924                  | 10,000            | 0                    | 0                   | 0                   | 10,000              | 0%               |
| 101   | 53310 | 356 | TUITION/REGISTRATION FEES      | 30                     | 350               | 0                    | 0                   | 0                   | 350                 | 0%               |
| 101   | 53310 | 414 | DUPLICATING SUPPLIES           | 0                      | 100               | 0                    | 0                   | 0                   | 100                 | 0%               |
| 101   | 53310 | 435 | OFFICE SUPPLIES                | 56                     | 1,500             | 161                  | 104                 | 265                 | 1,235               | 18%              |
| 101   | 53310 | 437 | PERIODICALS                    | 747                    | 2,000             | 485                  | 357                 | 842                 | 1,158               | 42%              |
| 101   | 53310 | 499 | OTHER SUPPLIES AND MATERIALS   | 194                    | 1,000             | 0                    | 0                   | 0                   | 1,000               | 0%               |
| 101   | 53310 | 799 | OTHER CAPITAL OUTLAY           | 8,713                  | 10,000            | 0                    | 0                   | 0                   | 10,000              | 0%               |
| 101   | 53310 | --- | GENERAL SESSIONS JUDGE         | 670,925                | 711,870           | 624,081              | 461                 | 624,542             | 87,329              | 88%              |
| 53330 |       |     | DRUG COURT                     |                        |                   |                      |                     |                     |                     |                  |
| 101   | 53330 | 312 | CONTRACTS - PRIVATE AGENCIES   | 15,000                 | 15,000            | 12,500               | 0                   | 12,500              | 2,500               | 83%              |
| 101   | 53330 | --- | DRUG COURT                     | 15,000                 | 15,000            | 12,500               | 0                   | 12,500              | 2,500               | 83%              |
| 53400 |       |     | CHANCERY COURT                 |                        |                   |                      |                     |                     |                     |                  |
| 101   | 53400 | 101 | COUNTY OFFICIAL/ADMINISTRATIVE | 102,594                | 106,143           | 97,298               | 0                   | 97,298              | 8,845               | 92%              |
| 101   | 53400 | 106 | DEPUTY(IES)                    | 357,979                | 372,100           | 330,161              | 0                   | 330,161             | 41,939              | 89%              |
| 101   | 53400 | 169 | PART-TIME PERSONNEL            | 1,622                  | 2,000             | 1,895                | 0                   | 1,895               | 105                 | 95%              |
| 101   | 53400 | 201 | SOCIAL SECURITY                | 27,404                 | 29,780            | 25,505               | 0                   | 25,505              | 4,275               | 86%              |

| Fnd   | Acct  | Obj | Obj                            | 2019-20<br>FY Activity | 2020-21<br>BUDGET | 2020-21<br>YTD SPEND | 2020-21<br>OPEN POS | 2020-21<br>YTD USED | REMAINING<br>BUDGET | % BUDGET<br>USED |
|-------|-------|-----|--------------------------------|------------------------|-------------------|----------------------|---------------------|---------------------|---------------------|------------------|
| 101   |       |     | GENERAL FUND                   |                        |                   |                      |                     |                     |                     |                  |
| 53400 |       |     | CHANCERY COURT                 |                        |                   |                      |                     |                     |                     |                  |
| 101   | 53400 | 204 | PENSIONS                       | 44,261                 | 45,960            | 41,079               | 0                   | 41,079              | 4,881               | 89%              |
| 101   | 53400 | 205 | EMPLOYEE HEALTH INSURANCE      | 115,236                | 115,240           | 105,633              | 0                   | 105,633             | 9,607               | 92%              |
| 101   | 53400 | 212 | EMPLOYER MEDICARE              | 6,412                  | 6,970             | 5,965                | 0                   | 5,965               | 1,005               | 86%              |
| 101   | 53400 | 307 | COMMUNICATION                  | 700                    | 1,000             | 417                  | 0                   | 417                 | 583                 | 42%              |
| 101   | 53400 | 312 | CONTRACTS - PRIVATE AGENCIES   | 307                    | 700               | 153                  | 547                 | 700                 | 0                   | 100%             |
| 101   | 53400 | 320 | DUES AND MEMBERSHIPS           | 876                    | 1,000             | 1,013                | 0                   | 1,013               | -13                 | 101%             |
| 101   | 53400 | 332 | LEGAL NOTICES, RECORDING COURT | 30,253                 | 40,000            | 38,395               | 818                 | 39,212              | 788                 | 98%              |
| 101   | 53400 | 333 | LICENSES                       | 570                    | 600               | 170                  | 0                   | 170                 | 430                 | 28%              |
| 101   | 53400 | 334 | MAINTENANCE AGREEMENTS         | 53,014                 | 56,000            | 32,251               | 22,342              | 54,593              | 1,407               | 97%              |
| 101   | 53400 | 348 | POSTAL CHARGES                 | 5,000                  | 5,000             | 5,000                | 0                   | 5,000               | 0                   | 100%             |
| 101   | 53400 | 351 | RENTALS                        | 4,298                  | 5,000             | 4,014                | 0                   | 4,014               | 986                 | 80%              |
| 101   | 53400 | 355 | TRAVEL                         | 0                      | 100               | 0                    | 0                   | 0                   | 100                 | 0%               |
| 101   | 53400 | 356 | TUITION/REGISTRATION FEES      | 525                    | 500               | 0                    | 0                   | 0                   | 500                 | 0%               |
| 101   | 53400 | 411 | DATA PROCESSING SUPPLIES       | 307                    | 750               | 0                    | 0                   | 0                   | 750                 | 0%               |
| 101   | 53400 | 414 | DUPLICATING SUPPLIES           | 986                    | 1,000             | 870                  | 0                   | 870                 | 130                 | 87%              |
| 101   | 53400 | 435 | OFFICE SUPPLIES                | 9,538                  | 9,000             | 4,318                | 3,178               | 7,496               | 1,504               | 83%              |
| 101   | 53400 | 437 | PERIODICALS                    | 1,223                  | 1,800             | 1,292                | 508                 | 1,800               | 0                   | 100%             |
| 101   | 53400 | 599 | OTHER CHARGES                  | 447                    | 0                 | 0                    | 0                   | 0                   | 0                   | 0%               |
| 101   | 53400 | 790 | OTHER EQUIPMENT                | 450                    | 0                 | 0                    | 0                   | 0                   | 0                   | 0%               |
| 101   | 53400 | --- | CHANCERY COURT                 | 764,002                | 800,643           | 695,429              | 27,393              | 722,821             | 77,822              | 90%              |
| 53600 |       |     | DISTRICT ATTORNEY GENERAL      |                        |                   |                      |                     |                     |                     |                  |
| 101   | 53600 | 169 | PART-TIME PERSONNEL            | 0                      | 0                 | 489                  | 0                   | 489                 | -489                | 0%               |
| 101   | 53600 | 201 | SOCIAL SECURITY                | 0                      | 0                 | 30                   | 0                   | 30                  | -30                 | 0%               |
| 101   | 53600 | 212 | EMPLOYER MEDICARE              | 0                      | 0                 | 7                    | 0                   | 7                   | -7                  | 0%               |
| 101   | 53600 | 309 | CONTRACTS - GOVT AGENCIES      | 69,882                 | 70,000            | 69,882               | 0                   | 69,882              | 118                 | 100%             |
| 101   | 53600 | 331 | LEGAL SERVICES                 | 71,050                 | 0                 | 79,750               | 0                   | 79,750              | -79,750             | 0%               |
| 101   | 53600 | --- | DISTRICT ATTORNEY GENERAL      | 140,932                | 70,000            | 150,158              | 0                   | 150,158             | -80,158             | 215%             |
| 53900 |       |     | OTHER ADMIN OF JUSTICE         |                        |                   |                      |                     |                     |                     |                  |
| 101   | 53900 | 169 | PART-TIME PERSONNEL            | 30,522                 | 30,600            | 27,843               | 0                   | 27,843              | 2,757               | 91%              |
| 101   | 53900 | 194 | JURY AND WITNESS EXPENSE       | 21,346                 | 25,000            | 5,484                | 0                   | 5,484               | 19,516              | 22%              |
| 101   | 53900 | 199 | OTHER PER DIEM & FEES          | 5,470                  | 9,500             | 2,205                | 0                   | 2,205               | 7,295               | 23%              |
| 101   | 53900 | 201 | SOCIAL SECURITY                | 1,721                  | 1,900             | 1,607                | 0                   | 1,607               | 293                 | 85%              |
| 101   | 53900 | 205 | EMPLOYEE HEALTH INSURANCE      | 18,954                 | 18,960            | 17,375               | 0                   | 17,375              | 1,586               | 92%              |
| 101   | 53900 | 212 | EMPLOYER MEDICARE              | 403                    | 450               | 376                  | 0                   | 376                 | 74                  | 84%              |
| 101   | 53900 | 322 | EVALUATION AND TESTING         | 6,600                  | 9,000             | 2,109                | 0                   | 2,109               | 6,891               | 23%              |
| 101   | 53900 | 332 | LEGAL NOTICES, RECORDING COURT | 65,052                 | 110,000           | 56,032               | 651                 | 56,682              | 53,318              | 52%              |
| 101   | 53900 | 349 | PRINTING, STATIONERY AND FORMS | 0                      | 600               | 0                    | 0                   | 0                   | 600                 | 0%               |
| 101   | 53900 | 421 | FOOD PREPARATION SUPPLIES      | 0                      | 300               | 38                   | 278                 | 316                 | -16                 | 105%             |
| 101   | 53900 | 422 | FOOD SUPPLIES                  | 0                      | 200               | 31                   | 169                 | 200                 | 0                   | 100%             |
| 101   | 53900 | 435 | OFFICE SUPPLIES                | 44                     | 500               | 0                    | 0                   | 0                   | 500                 | 0%               |
| 101   | 53900 | 499 | OTHER SUPPLIES AND MATERIALS   | 278                    | 1,000             | 20                   | 30                  | 50                  | 950                 | 5%               |
| 101   | 53900 | 599 | OTHER CHARGES                  | 0                      | 400               | 0                    | 0                   | 0                   | 400                 | 0%               |
| 101   | 53900 | --- | OTHER ADMIN OF JUSTICE         | 150,390                | 208,410           | 113,120              | 1,128               | 114,247             | 94,164              | 55%              |

| Fnd   | Acct  | Obj | Obj                            | 2019-20<br>FY Activity | 2020-21<br>BUDGET | 2020-21<br>YTD SPEND | 2020-21<br>OPEN POS | 2020-21<br>YTD USED | REMAINING<br>BUDGET | % BUDGET<br>USED |
|-------|-------|-----|--------------------------------|------------------------|-------------------|----------------------|---------------------|---------------------|---------------------|------------------|
| 101   |       |     | GENERAL FUND                   |                        |                   |                      |                     |                     |                     |                  |
| 53920 |       |     | COURTROOM SECURITY             |                        |                   |                      |                     |                     |                     |                  |
| 101   | 53920 | 106 | DEPUTY(IES)                    | 402,869                | 442,200           | 401,748              | 0                   | 401,748             | 40,452              | 91%              |
| 101   | 53920 | 115 | SERGEANT(S)                    | 56,230                 | 61,400            | 57,292               | 0                   | 57,292              | 4,108               | 93%              |
| 101   | 53920 | 201 | SOCIAL SECURITY                | 27,428                 | 29,240            | 27,201               | 0                   | 27,201              | 2,039               | 93%              |
| 101   | 53920 | 204 | PENSIONS                       | 39,551                 | 45,330            | 39,542               | 0                   | 39,542              | 5,788               | 87%              |
| 101   | 53920 | 205 | EMPLOYEE HEALTH INSURANCE      | 136,132                | 122,370           | 109,395              | 0                   | 109,395             | 12,975              | 89%              |
| 101   | 53920 | 212 | EMPLOYER MEDICARE              | 6,418                  | 6,840             | 6,361                | 0                   | 6,361               | 479                 | 93%              |
| 101   | 53920 | 299 | OTHER FRINGE BENEFITS          | 519                    | 0                 | 0                    | 0                   | 0                   | 0                   | 0%               |
| 101   | 53920 | --- | COURTROOM SECURITY             | 669,147                | 707,380           | 641,539              | 0                   | 641,539             | 65,841              | 91%              |
| 53930 |       |     | VICTIM ASSISTANCE PROGRAMS     |                        |                   |                      |                     |                     |                     |                  |
| 101   | 53930 | 316 | CONTRIBUTIONS                  | 42,210                 | 45,000            | 28,171               | 0                   | 28,171              | 16,829              | 63%              |
| 101   | 53930 | --- | VICTIM ASSISTANCE PROGRAMS     | 42,210                 | 45,000            | 28,171               | 0                   | 28,171              | 16,829              | 63%              |
| 54110 |       |     | SHERIFF'S DEPARTMENT           |                        |                   |                      |                     |                     |                     |                  |
| 101   | 54110 | 101 | COUNTY OFFICIAL/ADMINISTRATIVE | 124,139                | 128,434           | 117,731              | 0                   | 117,731             | 10,703              | 92%              |
| 101   | 54110 | 106 | DEPUTY(IES)                    | 2,616,459              | 2,855,600         | 2,592,015            | 0                   | 2,592,015           | 263,585             | 91%              |
| 101   | 54110 | 110 | LIEUTENANT(S)                  | 793,917                | 904,300           | 815,549              | 0                   | 815,549             | 88,751              | 90%              |
| 101   | 54110 | 115 | SERGEANT(S)                    | 352,207                | 422,900           | 343,131              | 0                   | 343,131             | 79,769              | 81%              |
| 101   | 54110 | 140 | SALARY SUPPLEMENTS             | 74,400                 | 76,000            | 72,800               | 0                   | 72,800              | 3,200               | 96%              |
| 101   | 54110 | 169 | PART-TIME PERSONNEL            | 9,446                  | 30,000            | 13,835               | 0                   | 13,835              | 16,165              | 46%              |
| 101   | 54110 | 189 | OTHER SALARIES & WAGES         | 760,245                | 823,560           | 760,273              | 0                   | 760,273             | 63,287              | 92%              |
| 101   | 54110 | 201 | SOCIAL SECURITY                | 277,594                | 325,690           | 276,429              | 0                   | 276,429             | 49,261              | 85%              |
| 101   | 54110 | 204 | PENSIONS                       | 428,198                | 501,915           | 432,504              | 0                   | 432,504             | 69,411              | 86%              |
| 101   | 54110 | 205 | EMPLOYEE HEALTH INSURANCE      | 1,448,799              | 1,537,068         | 1,360,472            | 0                   | 1,360,472           | 176,597             | 89%              |
| 101   | 54110 | 212 | EMPLOYER MEDICARE              | 64,969                 | 76,180            | 64,649               | 0                   | 64,649              | 11,531              | 85%              |
| 101   | 54110 | 299 | OTHER FRINGE BENEFITS          | 5,754                  | 21,500            | 19,375               | 0                   | 19,375              | 2,125               | 90%              |
| 101   | 54110 | 307 | COMMUNICATION                  | 90,416                 | 100,000           | 61,243               | 14,282              | 75,525              | 24,475              | 76%              |
| 101   | 54110 | 309 | CONTRACTS - GOVT AGENCIES      | 56,810                 | 5,000             | 2,210                | 55,000              | 57,210              | -52,210             | 1,144%           |
| 101   | 54110 | 312 | CONTRACTS - PRIVATE AGENCIES   | 12,795                 | 8,200             | 4,990                | 4,095               | 9,085               | -885                | 111%             |
| 101   | 54110 | 317 | DATA PROCESSING SERVICES       | 1,092                  | 1,800             | 599                  | 0                   | 599                 | 1,201               | 33%              |
| 101   | 54110 | 320 | DUES AND MEMBERSHIPS           | 5,186                  | 5,400             | 5,142                | 0                   | 5,142               | 258                 | 95%              |
| 101   | 54110 | 322 | EVALUATION AND TESTING         | 4,900                  | 6,500             | 4,100                | 650                 | 4,750               | 1,750               | 73%              |
| 101   | 54110 | 327 | FREIGHT EXPENSES               | 1,613                  | 0                 | 867                  | 190                 | 1,057               | -1,057              | 0%               |
| 101   | 54110 | 332 | LEGAL NOTICES, RECORDING COURT | 134                    | 1,000             | 0                    | 0                   | 0                   | 1,000               | 0%               |
| 101   | 54110 | 333 | LICENSES                       | 557                    | 800               | 551                  | 0                   | 551                 | 249                 | 69%              |
| 101   | 54110 | 334 | MAINTENANCE AGREEMENTS         | 118,037                | 121,800           | 114,517              | 6,376               | 120,893             | 907                 | 99%              |
| 101   | 54110 | 336 | MAINTENANCE AND REPAIR EQUIP   | 863                    | 5,000             | 1,724                | 874                 | 2,598               | 2,402               | 52%              |
| 101   | 54110 | 338 | MAINTENANCE AND REPAIR VEHICLE | 14,658                 | 20,000            | 1,960                | 2,142               | 4,102               | 15,898              | 21%              |
| 101   | 54110 | 340 | MEDICAL AND DENTAL SERVICES    | 1,500                  | 5,000             | 631                  | 869                 | 1,500               | 3,500               | 30%              |
| 101   | 54110 | 348 | POSTAL CHARGES                 | 2,460                  | 6,750             | 3,000                | 0                   | 3,000               | 3,750               | 44%              |
| 101   | 54110 | 349 | PRINTING, STATIONERY AND FORMS | 6,808                  | 7,000             | 2,304                | 0                   | 2,304               | 4,696               | 33%              |
| 101   | 54110 | 351 | RENTALS                        | 42,908                 | 46,700            | 43,396               | 1,081               | 44,477              | 2,223               | 95%              |
| 101   | 54110 | 355 | TRAVEL                         | 11,531                 | 15,000            | 7,529                | 0                   | 7,529               | 7,471               | 50%              |
| 101   | 54110 | 356 | TUITION/REGISTRATION FEES      | 20,903                 | 30,000            | 22,663               | 0                   | 22,663              | 7,338               | 76%              |
| 101   | 54110 | 357 | VETERINARY SERVICES            | 2,885                  | 6,000             | 4,534                | 466                 | 5,000               | 1,000               | 83%              |
| 101   | 54110 | 399 | OTHER CONTRACTED SERVICES      | 2,500                  | 750               | 0                    | 0                   | 0                   | 750                 | 0%               |
| 101   | 54110 | 401 | ANIMAL FOOD AND SUPPLIES       | 2,956                  | 4,000             | 2,884                | 866                 | 3,750               | 250                 | 94%              |
| 101   | 54110 | 411 | DATA PROCESSING SUPPLIES       | 19,580                 | 11,880            | 10,253               | 793                 | 11,046              | 834                 | 93%              |
| 101   | 54110 | 414 | DUPLICATING SUPPLIES           | 580                    | 1,500             | 580                  | 0                   | 580                 | 920                 | 39%              |
| 101   | 54110 | 422 | FOOD SUPPLIES                  | 0                      | 1,000             | 0                    | 0                   | 0                   | 1,000               | 0%               |

| Fnd   | Acct  | Obj | Obj                            | 2019-20<br>FY Activity | 2020-21<br>BUDGET | 2020-21<br>YTD SPEND | 2020-21<br>OPEN POS | 2020-21<br>YTD USED | REMAINING<br>BUDGET | % BUDGET<br>USED |
|-------|-------|-----|--------------------------------|------------------------|-------------------|----------------------|---------------------|---------------------|---------------------|------------------|
| 101   |       |     | GENERAL FUND                   |                        |                   |                      |                     |                     |                     |                  |
| 54110 |       |     | SHERIFF'S DEPARTMENT           |                        |                   |                      |                     |                     |                     |                  |
| 101   | 54110 | 424 | GARAGE SUPPLIES                | 7,691                  | 12,000            | 4,061                | 7,302               | 11,363              | 637                 | 95%              |
| 101   | 54110 | 425 | GASOLINE                       | 164,944                | 235,000           | 145,095              | 27,535              | 172,630             | 62,370              | 73%              |
| 101   | 54110 | 429 | INSTRUCTIONAL SUPPLIES & MATER | 580                    | 2,000             | 0                    | 0                   | 0                   | 2,000               | 0%               |
| 101   | 54110 | 431 | LAW ENFORCEMENT SUPPLIES       | 218,875                | 155,000           | 18,527               | 73,448              | 91,975              | 63,025              | 59%              |
| 101   | 54110 | 433 | LUBRICANTS                     | 6,594                  | 8,000             | 4,917                | 931                 | 5,848               | 2,152               | 73%              |
| 101   | 54110 | 435 | OFFICE SUPPLIES                | 4,953                  | 5,000             | 2,861                | 877                 | 3,738               | 1,262               | 75%              |
| 101   | 54110 | 437 | PERIODICALS                    | 2,567                  | 4,400             | 1,755                | 618                 | 2,373               | 2,027               | 54%              |
| 101   | 54110 | 450 | TIRES AND TUBES                | 19,127                 | 25,000            | 19,645               | 5,052               | 24,697              | 303                 | 99%              |
| 101   | 54110 | 451 | UNIFORMS                       | 122,515                | 113,272           | 20,460               | 68,918              | 89,378              | 23,894              | 79%              |
| 101   | 54110 | 453 | VEHICLE PARTS                  | 31,196                 | 51,000            | 40,977               | 7,803               | 48,779              | 2,221               | 96%              |
| 101   | 54110 | 471 | SOFTWARE                       | 576                    | 2,700             | 2,179                | 500                 | 2,679               | 21                  | 99%              |
| 101   | 54110 | 499 | OTHER SUPPLIES AND MATERIALS   | 10,484                 | 8,000             | 1,801                | 171                 | 1,971               | 6,029               | 25%              |
| 101   | 54110 | 502 | INSURANCE-BLDG AND CONTENTS    | 0                      | 0                 | 824                  | 0                   | 824                 | -824                | 0%               |
| 101   | 54110 | 506 | INSURANCE-LIABILITY            | 94,455                 | 96,000            | 93,750               | 0                   | 93,750              | 2,250               | 98%              |
| 101   | 54110 | 508 | SURETY BONDS                   | 0                      | 0                 | 200                  | 0                   | 200                 | -200                | 0%               |
| 101   | 54110 | 511 | INSURANCE-VEHICLE/EQUIP        | 59,240                 | 65,000            | 60,029               | 0                   | 60,029              | 4,971               | 92%              |
| 101   | 54110 | 515 | LIABILITY CLAIMS               | 1,000                  | 0                 | 202                  | 0                   | 202                 | -202                | 0%               |
| 101   | 54110 | 530 | FINES, ASSESSMENTS, PENALTIES  | 0                      | 0                 | 3,839                | 0                   | 3,839               | -3,839              | 0%               |
| 101   | 54110 | 599 | OTHER CHARGES                  | 4,646                  | 8,000             | 4,646                | 0                   | 4,646               | 3,354               | 58%              |
| 101   | 54110 | 709 | DATA PROCESSING EQUIPMENT      | 74,565                 | 13,320            | 7,316                | 5,995               | 13,311              | 9                   | 100%             |
| 101   | 54110 | 717 | MAINTENANCE EQUIPMENT          | 0                      | 0                 | 0                    | 4,382               | 4,382               | -4,382              | 0%               |
| 101   | 54110 | 718 | MOTOR VEHICLES                 | 367,910                | 430,400           | 314,013              | 113,958             | 427,971             | 2,429               | 99%              |
| 101   | 54110 | 790 | OTHER EQUIPMENT                | 0                      | 0                 | 0                    | 880                 | 880                 | -880                | 0%               |
| 101   | 54110 | --- | SHERIFF'S DEPARTMENT           | 8,569,717              | 9,348,319         | 7,911,537            | 406,054             | 8,317,589           | 1,030,732           | 89%              |
| 54160 |       |     | ADMIN OF SEX OFFENDER REGISTRY |                        |                   |                      |                     |                     |                     |                  |
| 101   | 54160 | 358 | REMITTANCE OF REVENUES COLLECT | 2,200                  | 0                 | 5,200                | 0                   | 5,200               | -5,200              | 0%               |
| 101   | 54160 | --- | ADMIN OF SEX OFFENDER REGISTRY | 2,200                  | 0                 | 5,200                | 0                   | 5,200               | -5,200              | 0%               |
| 54210 |       |     | JAIL                           |                        |                   |                      |                     |                     |                     |                  |
| 101   | 54210 | 106 | DEPUTY(IES)                    | 2,477,430              | 2,605,600         | 2,300,745            | 0                   | 2,300,745           | 304,855             | 88%              |
| 101   | 54210 | 110 | LIEUTENANT(S)                  | 408,402                | 500,300           | 394,776              | 0                   | 394,776             | 105,524             | 79%              |
| 101   | 54210 | 115 | SERGEANT(S)                    | 212,563                | 279,200           | 246,603              | 0                   | 246,603             | 32,597              | 88%              |
| 101   | 54210 | 169 | PART-TIME PERSONNEL            | 45,907                 | 55,700            | 36,815               | 0                   | 36,815              | 18,885              | 66%              |
| 101   | 54210 | 189 | OTHER SALARIES & WAGES         | 670,083                | 701,100           | 646,380              | 0                   | 646,380             | 54,720              | 92%              |
| 101   | 54210 | 201 | SOCIAL SECURITY                | 225,686                | 256,800           | 214,332              | 0                   | 214,332             | 42,468              | 83%              |
| 101   | 54210 | 204 | PENSIONS                       | 302,415                | 392,690           | 302,913              | 0                   | 302,913             | 89,777              | 77%              |
| 101   | 54210 | 205 | EMPLOYEE HEALTH INSURANCE      | 1,026,639              | 1,041,500         | 880,992              | 0                   | 880,992             | 160,508             | 85%              |
| 101   | 54210 | 212 | EMPLOYER MEDICARE              | 52,990                 | 60,060            | 50,258               | 0                   | 50,258              | 9,802               | 84%              |
| 101   | 54210 | 299 | OTHER FRINGE BENEFITS          | 3,546                  | 3,000             | 1,572                | 0                   | 1,572               | 1,428               | 52%              |
| 101   | 54210 | 301 | ACCOUNTING SERVICES            | 0                      | 0                 | 9,360                | 0                   | 9,360               | -9,360              | 0%               |
| 101   | 54210 | 307 | COMMUNICATION                  | 8,355                  | 4,000             | 3,406                | 0                   | 3,406               | 594                 | 85%              |
| 101   | 54210 | 310 | CONTRACTS - OTHER PUBLIC AGENC | 0                      | 30,000            | 30,000               | 0                   | 30,000              | 0                   | 100%             |
| 101   | 54210 | 312 | CONTRACTS - PRIVATE AGENCIES   | 1,861,697              | 1,699,000         | 1,639,658            | 52,210              | 1,691,868           | 7,132               | 100%             |
| 101   | 54210 | 320 | DUES AND MEMBERSHIPS           | 0                      | 500               | 0                    | 0                   | 0                   | 500                 | 0%               |
| 101   | 54210 | 327 | FREIGHT EXPENSES               | 218                    | 0                 | 0                    | 100                 | 100                 | -100                | 0%               |
| 101   | 54210 | 333 | LICENSES                       | 25                     | 0                 | 0                    | 0                   | 0                   | 0                   | 0%               |
| 101   | 54210 | 334 | MAINTENANCE AGREEMENTS         | 230,621                | 242,000           | 231,773              | 5,958               | 237,731             | 4,269               | 98%              |
| 101   | 54210 | 335 | MAINTENANCE AND REPAIR BLDG    | 41,696                 | 17,000            | 7,503                | 9,106               | 16,609              | 391                 | 98%              |
| 101   | 54210 | 336 | MAINTENANCE AND REPAIR EQUIP   | 13,120                 | 27,240            | 12,975               | 4,947               | 17,922              | 9,318               | 66%              |

| Fnd   | Acct  | Obj | Obj                            | 2019-20<br>FY Activity | 2020-21<br>BUDGET | 2020-21<br>YTD SPEND | 2020-21<br>OPEN POS | 2020-21<br>YTD USED | REMAINING<br>BUDGET | % BUDGET<br>USED |
|-------|-------|-----|--------------------------------|------------------------|-------------------|----------------------|---------------------|---------------------|---------------------|------------------|
| 101   |       |     | GENERAL FUND                   |                        |                   |                      |                     |                     |                     |                  |
| 54210 |       |     | JAIL                           |                        |                   |                      |                     |                     |                     |                  |
| 101   | 54210 | 340 | MEDICAL AND DENTAL SERVICES    | 10,000                 | 12,000            | 7,597                | 1,903               | 9,500               | 2,500               | 79%              |
| 101   | 54210 | 347 | PEST CONTROL                   | 5,500                  | 7,000             | 5,500                | 0                   | 5,500               | 1,500               | 79%              |
| 101   | 54210 | 348 | POSTAL CHARGES                 | 268                    | 500               | 288                  | 0                   | 288                 | 212                 | 58%              |
| 101   | 54210 | 349 | PRINTING, STATIONERY AND FORMS | 1,518                  | 4,000             | 3,709                | 0                   | 3,709               | 291                 | 93%              |
| 101   | 54210 | 350 | INTERNET CONNECTIVITY          | 0                      | 4,500             | 3,740                | 760                 | 4,500               | 0                   | 100%             |
| 101   | 54210 | 351 | RENTALS                        | 8,441                  | 15,800            | 9,660                | 1,866               | 11,525              | 4,275               | 73%              |
| 101   | 54210 | 354 | TRANSPORTATION - NON-STUDENT   | 66,688                 | 7,000             | 0                    | 0                   | 0                   | 7,000               | 0%               |
| 101   | 54210 | 355 | TRAVEL                         | 3,600                  | 8,000             | 2,657                | 0                   | 2,657               | 5,343               | 33%              |
| 101   | 54210 | 356 | TUITION/REGISTRATION FEES      | 600                    | 5,000             | 289                  | 0                   | 289                 | 4,711               | 6%               |
| 101   | 54210 | 359 | DISPOSAL FEES                  | 9,882                  | 10,100            | 7,425                | 0                   | 7,425               | 2,675               | 74%              |
| 101   | 54210 | 399 | OTHER CONTRACTED SERVICES      | 540                    | 4,500             | 0                    | 0                   | 0                   | 4,500               | 0%               |
| 101   | 54210 | 410 | CUSTODIAL SUPPLIES             | 86,132                 | 75,000            | 63,866               | 10,525              | 74,391              | 609                 | 99%              |
| 101   | 54210 | 411 | DATA PROCESSING SUPPLIES       | 20,629                 | 18,650            | 7,040                | 3,761               | 10,801              | 7,849               | 58%              |
| 101   | 54210 | 412 | DIESEL FUEL                    | 206                    | 500               | 0                    | 0                   | 0                   | 500                 | 0%               |
| 101   | 54210 | 414 | DUPLICATING SUPPLIES           | 4,475                  | 5,600             | 2,401                | 680                 | 3,081               | 2,519               | 55%              |
| 101   | 54210 | 415 | ELECTRICITY                    | 287,073                | 325,000           | 219,859              | 0                   | 219,859             | 105,141             | 68%              |
| 101   | 54210 | 421 | FOOD PREPARATION SUPPLIES      | 18,537                 | 15,000            | 9,403                | 3,775               | 13,178              | 1,822               | 88%              |
| 101   | 54210 | 422 | FOOD SUPPLIES                  | 732,943                | 710,000           | 548,735              | 120,485             | 669,220             | 40,780              | 94%              |
| 101   | 54210 | 431 | LAW ENFORCEMENT SUPPLIES       | 13,638                 | 14,500            | 4,705                | 9,105               | 13,810              | 690                 | 95%              |
| 101   | 54210 | 434 | NATURAL GAS                    | 74,387                 | 70,000            | 58,139               | 0                   | 58,139              | 11,861              | 83%              |
| 101   | 54210 | 435 | OFFICE SUPPLIES                | 13,332                 | 13,500            | 7,412                | 3,122               | 10,535              | 2,965               | 78%              |
| 101   | 54210 | 441 | PRISONERS CLOTHING             | 28,573                 | 31,000            | 5,263                | 8,807               | 14,070              | 16,930              | 45%              |
| 101   | 54210 | 451 | UNIFORMS                       | 67,197                 | 30,000            | 22,510               | 3,309               | 25,819              | 4,181               | 86%              |
| 101   | 54210 | 454 | WATER AND SEWER                | 184,354                | 150,000           | 118,054              | 0                   | 118,054             | 31,946              | 79%              |
| 101   | 54210 | 468 | CHEMICALS                      | 1,691                  | 2,400             | 0                    | 0                   | 0                   | 2,400               | 0%               |
| 101   | 54210 | 471 | SOFTWARE                       | 6,146                  | 0                 | 0                    | 0                   | 0                   | 0                   | 0%               |
| 101   | 54210 | 499 | OTHER SUPPLIES AND MATERIALS   | 71,954                 | 67,500            | 43,285               | 16,116              | 59,401              | 8,099               | 88%              |
| 101   | 54210 | 502 | INSURANCE-BLDG AND CONTENTS    | 54,037                 | 54,000            | 56,648               | 0                   | 56,648              | -2,648              | 105%             |
| 101   | 54210 | 506 | INSURANCE-LIABILITY            | 0                      | 0                 | 140                  | 0                   | 140                 | -140                | 0%               |
| 101   | 54210 | 508 | SURETY BONDS                   | 50                     | 0                 | 0                    | 0                   | 0                   | 0                   | 0%               |
| 101   | 54210 | 515 | LIABILITY CLAIMS               | 2,500                  | 0                 | 500                  | 0                   | 500                 | -500                | 0%               |
| 101   | 54210 | 530 | FINES, ASSESSMENTS, PENALTIES  | 0                      | 0                 | 61                   | 0                   | 61                  | -61                 | 0%               |
| 101   | 54210 | 599 | OTHER CHARGES                  | 0                      | 8,500             | 0                    | 0                   | 0                   | 8,500               | 0%               |
| 101   | 54210 | 709 | DATA PROCESSING EQUIPMENT      | 33,902                 | 7,350             | 0                    | 7,264               | 7,264               | 86                  | 99%              |
| 101   | 54210 | 710 | FOOD SERVICE EQUIPMENT         | 2,659                  | 0                 | 0                    | 0                   | 0                   | 0                   | 0%               |
| 101   | 54210 | 716 | LAW ENFORCEMENT EQUIPMENT      | 0                      | 10,500            | 0                    | 0                   | 0                   | 10,500              | 0%               |
| 101   | 54210 | 717 | MAINTENANCE EQUIPMENT          | 0                      | 2,760             | 2,759                | 0                   | 2,759               | 1                   | 100%             |
| 101   | 54210 | --- | JAIL                           | 9,392,845              | 9,605,850         | 8,221,706            | 263,799             | 8,485,505           | 1,120,345           | 88%              |
| 54240 |       |     | JUVENILE SERVICES              |                        |                   |                      |                     |                     |                     |                  |
| 101   | 54240 | 105 | SUPERVISOR/DIRECTOR            | 53,271                 | 54,200            | 49,748               | 0                   | 49,748              | 4,453               | 92%              |
| 101   | 54240 | 112 | YOUTH SERVICE OFFICER(S)       | 106,817                | 109,600           | 93,186               | 0                   | 93,186              | 16,414              | 85%              |
| 101   | 54240 | 133 | PARAPROFESSIONALS              | 49,657                 | 50,500            | 46,384               | 0                   | 46,384              | 4,116               | 92%              |
| 101   | 54240 | 201 | SOCIAL SECURITY                | 12,645                 | 13,290            | 11,394               | 0                   | 11,394              | 1,896               | 86%              |
| 101   | 54240 | 204 | PENSIONS                       | 20,157                 | 20,600            | 17,824               | 0                   | 17,824              | 2,776               | 87%              |
| 101   | 54240 | 205 | EMPLOYEE HEALTH INSURANCE      | 34,452                 | 35,650            | 30,888               | 0                   | 30,888              | 4,762               | 87%              |
| 101   | 54240 | 212 | EMPLOYER MEDICARE              | 2,959                  | 3,110             | 2,665                | 0                   | 2,665               | 445                 | 86%              |
| 101   | 54240 | 299 | OTHER FRINGE BENEFITS          | 384                    | 225               | 426                  | 0                   | 426                 | -201                | 189%             |
| 101   | 54240 | 307 | COMMUNICATION                  | 2,324                  | 2,000             | 1,813                | 205                 | 2,018               | -18                 | 101%             |
| 101   | 54240 | 309 | CONTRACTS - GOVT AGENCIES      | 4,500                  | 4,500             | 0                    | 0                   | 0                   | 4,500               | 0%               |
| 101   | 54240 | 310 | CONTRACTS - OTHER PUBLIC AGENC | 198,660                | 168,000           | 147,357              | 0                   | 147,357             | 20,643              | 88%              |
| 101   | 54240 | 312 | CONTRACTS - PRIVATE AGENCIES   | 113                    | 150               | 121                  | 107                 | 228                 | -78                 | 152%             |

| Fnd   | Acct  | Obj | Obj                            | 2019-20<br>FY Activity | 2020-21<br>BUDGET | 2020-21<br>YTD SPEND | 2020-21<br>OPEN POS | 2020-21<br>YTD USED | REMAINING<br>BUDGET | % BUDGET<br>USED |
|-------|-------|-----|--------------------------------|------------------------|-------------------|----------------------|---------------------|---------------------|---------------------|------------------|
| 101   |       |     | GENERAL FUND                   |                        |                   |                      |                     |                     |                     |                  |
| 54240 |       |     | JUVENILE SERVICES              |                        |                   |                      |                     |                     |                     |                  |
| 101   | 54240 | 317 | DATA PROCESSING SERVICES       | 3,750                  | 3,750             | 3,750                | 0                   | 3,750               | 0                   | 100%             |
| 101   | 54240 | 320 | DUES AND MEMBERSHIPS           | 240                    | 950               | 0                    | 0                   | 0                   | 950                 | 0%               |
| 101   | 54240 | 334 | MAINTENANCE AGREEMENTS         | 1,251                  | 2,000             | 470                  | 1,272               | 1,742               | 258                 | 87%              |
| 101   | 54240 | 348 | POSTAL CHARGES                 | 0                      | 3,000             | 0                    | 0                   | 0                   | 3,000               | 0%               |
| 101   | 54240 | 351 | RENTALS                        | 468                    | 1,300             | 468                  | 156                 | 624                 | 676                 | 48%              |
| 101   | 54240 | 355 | TRAVEL                         | 3,826                  | 7,000             | 382                  | 0                   | 382                 | 6,618               | 5%               |
| 101   | 54240 | 356 | TUITION/REGISTRATION FEES      | 150                    | 150               | 0                    | 0                   | 0                   | 150                 | 0%               |
| 101   | 54240 | 399 | OTHER CONTRACTED SERVICES      | 196                    | 0                 | 0                    | 0                   | 0                   | 0                   | 0%               |
| 101   | 54240 | 413 | DRUGS AND MEDICAL SUPPLIES     | 467                    | 0                 | 0                    | 1,000               | 1,000               | -1,000              | 0%               |
| 101   | 54240 | 414 | DUPLICATING SUPPLIES           | 145                    | 350               | 203                  | 0                   | 203                 | 147                 | 58%              |
| 101   | 54240 | 435 | OFFICE SUPPLIES                | 4,209                  | 8,500             | 1,455                | 1,500               | 2,955               | 5,545               | 35%              |
| 101   | 54240 | 599 | OTHER CHARGES                  | 0                      | 300               | 0                    | 0                   | 0                   | 300                 | 0%               |
| 101   | 54240 | --- | JUVENILE SERVICES              | 500,641                | 489,125           | 408,534              | 4,240               | 412,774             | 76,352              | 84%              |
| 54250 |       |     | WORK RELEASE PROGRAM           |                        |                   |                      |                     |                     |                     |                  |
| 101   | 54250 | 191 | BOARD AND COMMITTEE MEMBERS FE | 8,640                  | 10,800            | 7,920                | 0                   | 7,920               | 2,880               | 73%              |
| 101   | 54250 | 201 | SOCIAL SECURITY                | 533                    | 710               | 489                  | 0                   | 489                 | 221                 | 69%              |
| 101   | 54250 | 204 | PENSIONS                       | 277                    | 300               | 254                  | 0                   | 254                 | 46                  | 85%              |
| 101   | 54250 | 212 | EMPLOYER MEDICARE              | 125                    | 160               | 114                  | 0                   | 114                 | 46                  | 71%              |
| 101   | 54250 | --- | WORK RELEASE PROGRAM           | 9,575                  | 11,970            | 8,777                | 0                   | 8,777               | 3,193               | 73%              |
| 54310 |       |     | FIRE PREVENTION AND CONTROL    |                        |                   |                      |                     |                     |                     |                  |
| 101   | 54310 | 309 | CONTRACTS - GOVT AGENCIES      | 0                      | 0                 | -20,000              | 0                   | -20,000             | 20,000              | 0%               |
| 101   | 54310 | 316 | CONTRIBUTIONS                  | 971,000                | 971,000           | 971,000              | 0                   | 971,000             | 0                   | 100%             |
| 101   | 54310 | 599 | OTHER CHARGES                  | 11,000                 | 21,000            | 0                    | 0                   | 0                   | 21,000              | 0%               |
| 101   | 54310 | --- | FIRE PREVENTION AND CONTROL    | 982,000                | 992,000           | 951,000              | 0                   | 951,000             | 41,000              | 96%              |
| 54410 |       |     | CIVIL DEFENSE - E.M.A.         |                        |                   |                      |                     |                     |                     |                  |
| 101   | 54410 | 105 | SUPERVISOR/DIRECTOR            | 62,477                 | 63,500            | 58,321               | 0                   | 58,321              | 5,179               | 92%              |
| 101   | 54410 | 169 | PART-TIME PERSONNEL            | 0                      | 12,480            | 11,277               | 0                   | 11,277              | 1,203               | 90%              |
| 101   | 54410 | 189 | OTHER SALARIES & WAGES         | 39,537                 | 41,000            | 37,875               | 0                   | 37,875              | 3,125               | 92%              |
| 101   | 54410 | 201 | SOCIAL SECURITY                | 6,167                  | 7,260             | 6,464                | 0                   | 6,464               | 796                 | 89%              |
| 101   | 54410 | 204 | PENSIONS                       | 9,803                  | 10,050            | 9,245                | 0                   | 9,245               | 806                 | 92%              |
| 101   | 54410 | 205 | EMPLOYEE HEALTH INSURANCE      | 24,300                 | 26,100            | 23,909               | 0                   | 23,909              | 2,192               | 92%              |
| 101   | 54410 | 212 | EMPLOYER MEDICARE              | 1,442                  | 1,700             | 1,512                | 0                   | 1,512               | 188                 | 89%              |
| 101   | 54410 | 299 | OTHER FRINGE BENEFITS          | 138                    | 600               | 0                    | 0                   | 0                   | 600                 | 0%               |
| 101   | 54410 | 302 | ADVERTISING                    | 0                      | 300               | 0                    | 0                   | 0                   | 300                 | 0%               |
| 101   | 54410 | 307 | COMMUNICATION                  | 2,886                  | 11,650            | 3,205                | 1,929               | 5,134               | 6,516               | 44%              |
| 101   | 54410 | 309 | CONTRACTS - GOVT AGENCIES      | 3,000                  | 0                 | 0                    | 0                   | 0                   | 0                   | 0%               |
| 101   | 54410 | 312 | CONTRACTS - PRIVATE AGENCIES   | 4,000                  | 0                 | 3,810                | 0                   | 3,810               | -3,810              | 0%               |
| 101   | 54410 | 317 | DATA PROCESSING SERVICES       | 624                    | 650               | 0                    | 0                   | 0                   | 650                 | 0%               |
| 101   | 54410 | 320 | DUES AND MEMBERSHIPS           | 0                      | 300               | 110                  | 0                   | 110                 | 190                 | 37%              |
| 101   | 54410 | 333 | LICENSES                       | 0                      | 200               | 0                    | 0                   | 0                   | 200                 | 0%               |
| 101   | 54410 | 334 | MAINTENANCE AGREEMENTS         | 1,037                  | 10,500            | 9,733                | 696                 | 10,429              | 71                  | 99%              |
| 101   | 54410 | 337 | MAINTENANCE AND REPAIR OFF EQP | 0                      | 1,010             | 0                    | 0                   | 0                   | 1,010               | 0%               |
| 101   | 54410 | 338 | MAINTENANCE AND REPAIR VEHICLE | 449                    | 500               | 0                    | 0                   | 0                   | 500                 | 0%               |
| 101   | 54410 | 348 | POSTAL CHARGES                 | 2                      | 100               | 0                    | 0                   | 0                   | 100                 | 0%               |
| 101   | 54410 | 349 | PRINTING, STATIONERY AND FORMS | 0                      | 1,000             | 120                  | 0                   | 120                 | 880                 | 12%              |

| Fnd   | Acct  | Obj | Obj                            | 2019-20<br>FY Activity | 2020-21<br>BUDGET | 2020-21<br>YTD SPEND | 2020-21<br>OPEN POS | 2020-21<br>YTD USED | REMAINING<br>BUDGET | % BUDGET<br>USED |
|-------|-------|-----|--------------------------------|------------------------|-------------------|----------------------|---------------------|---------------------|---------------------|------------------|
| 101   |       |     | GENERAL FUND                   |                        |                   |                      |                     |                     |                     |                  |
| 54410 |       |     | CIVIL DEFENSE - E.M.A.         |                        |                   |                      |                     |                     |                     |                  |
| 101   | 54410 | 350 | INTERNET CONNECTIVITY          | 2,287                  | 3,100             | 3,088                | 22                  | 3,110               | -10                 | 100%             |
| 101   | 54410 | 351 | RENTALS                        | 13,800                 | 13,800            | 12,650               | 1,150               | 13,800              | 0                   | 100%             |
| 101   | 54410 | 353 | TOWING SERVICES                | 0                      | 0                 | 900                  | 0                   | 900                 | -900                | 0%               |
| 101   | 54410 | 355 | TRAVEL                         | 4,327                  | 0                 | 0                    | 0                   | 0                   | 0                   | 0%               |
| 101   | 54410 | 356 | TUITION/REGISTRATION FEES      | 1,470                  | 4,350             | 200                  | 0                   | 200                 | 4,150               | 5%               |
| 101   | 54410 | 410 | CUSTODIAL SUPPLIES             | 152                    | 300               | 0                    | 0                   | 0                   | 300                 | 0%               |
| 101   | 54410 | 411 | DATA PROCESSING SUPPLIES       | 0                      | 1,500             | 278                  | 0                   | 278                 | 1,222               | 19%              |
| 101   | 54410 | 412 | DIESEL FUEL                    | 0                      | 500               | 0                    | 0                   | 0                   | 500                 | 0%               |
| 101   | 54410 | 422 | FOOD SUPPLIES                  | 439                    | 0                 | 99                   | 0                   | 99                  | -99                 | 0%               |
| 101   | 54410 | 425 | GASOLINE                       | 3,132                  | 5,000             | 1,836                | 3,199               | 5,035               | -35                 | 101%             |
| 101   | 54410 | 435 | OFFICE SUPPLIES                | 560                    | 800               | 794                  | 54                  | 848                 | -48                 | 106%             |
| 101   | 54410 | 446 | SMALL TOOLS                    | 734                    | 13,923            | 3,085                | 9,890               | 12,975              | 948                 | 93%              |
| 101   | 54410 | 450 | TIRES AND TUBES                | 0                      | 1,000             | 0                    | 0                   | 0                   | 1,000               | 0%               |
| 101   | 54410 | 451 | UNIFORMS                       | 677                    | 1,500             | 128                  | 550                 | 678                 | 822                 | 45%              |
| 101   | 54410 | 453 | VEHICLE PARTS                  | 3,511                  | 1,000             | 0                    | 0                   | 0                   | 1,000               | 0%               |
| 101   | 54410 | 499 | OTHER SUPPLIES AND MATERIALS   | 127                    | 0                 | 0                    | 0                   | 0                   | 0                   | 0%               |
| 101   | 54410 | 502 | INSURANCE-BLDG AND CONTENTS    | 120                    | 300               | 125                  | 0                   | 125                 | 175                 | 42%              |
| 101   | 54410 | 506 | INSURANCE-LIABILITY            | 0                      | 200               | 309                  | 0                   | 309                 | -109                | 155%             |
| 101   | 54410 | 511 | INSURANCE-VEHICLE/EQUIP        | 0                      | 500               | 1,278                | 0                   | 1,278               | -778                | 256%             |
| 101   | 54410 | 530 | FINES, ASSESSMENTS, PENALTIES  | 0                      | 0                 | 10                   | 0                   | 10                  | -10                 | 0%               |
| 101   | 54410 | 709 | DATA PROCESSING EQUIPMENT      | 0                      | 2,400             | 3,115                | 0                   | 3,115               | -715                | 130%             |
| 101   | 54410 | 711 | FURNITURE AND FIXTURES         | 1,698                  | 0                 | 0                    | 356                 | 356                 | -356                | 0%               |
| 101   | 54410 | 790 | OTHER EQUIPMENT                | 0                      | 0                 | 0                    | 307                 | 307                 | -307                | 0%               |
| 101   | 54410 | 799 | OTHER CAPITAL OUTLAY           | 0                      | 4,000             | 0                    | 0                   | 0                   | 4,000               | 0%               |
| 101   | 54410 | --- | CIVIL DEFENSE - E.M.A.         | 188,896                | 243,073           | 193,476              | 18,153              | 211,629             | 31,446              | 87%              |
| 54420 |       |     | RESCUE SQUAD & LIFE SAVING CRE |                        |                   |                      |                     |                     |                     |                  |
| 101   | 54420 | 316 | CONTRIBUTIONS                  | 84,300                 | 84,300            | 84,300               | 0                   | 84,300              | 0                   | 100%             |
| 101   | 54420 | --- | RESCUE SQUAD & LIFE SAVING CRE | 84,300                 | 84,300            | 84,300               | 0                   | 84,300              | 0                   | 100%             |
| 54490 |       |     | OTHER EMERGENCY MANAGEMENT     |                        |                   |                      |                     |                     |                     |                  |
| 101   | 54490 | 316 | CONTRIBUTIONS                  | 83,602                 | 128,000           | 98,954               | 0                   | 98,954              | 29,046              | 77%              |
| 101   | 54490 | --- | OTHER EMERGENCY MANAGEMENT     | 83,602                 | 128,000           | 98,954               | 0                   | 98,954              | 29,046              | 77%              |
| 54610 |       |     | COUNTY MEDICAL EXAMINER        |                        |                   |                      |                     |                     |                     |                  |
| 101   | 54610 | 309 | CONTRACTS - GOVT AGENCIES      | 279,902                | 286,000           | 214,125              | 0                   | 214,125             | 71,875              | 75%              |
| 101   | 54610 | --- | COUNTY MEDICAL EXAMINER        | 279,902                | 286,000           | 214,125              | 0                   | 214,125             | 71,875              | 75%              |
| 54900 |       |     | OTHER PUBLIC SAFETY            |                        |                   |                      |                     |                     |                     |                  |
| 101   | 54900 | 105 | SUPERVISOR/DIRECTOR            | 6,623                  | 6,450             | 5,936                | 0                   | 5,936               | 514                 | 92%              |
| 101   | 54900 | 201 | SOCIAL SECURITY                | 411                    | 400               | 368                  | 0                   | 368                 | 32                  | 92%              |
| 101   | 54900 | 204 | PENSIONS                       | 636                    | 620               | 571                  | 0                   | 571                 | 49                  | 92%              |
| 101   | 54900 | 212 | EMPLOYER MEDICARE              | 96                     | 100               | 86                   | 0                   | 86                  | 14                  | 86%              |
| 101   | 54900 | 309 | CONTRACTS - GOVT AGENCIES      | 0                      | 9,600             | -6,400               | 0                   | -6,400              | 16,000              | -67%             |
| 101   | 54900 | 316 | CONTRIBUTIONS                  | 900,000                | 900,000           | 900,000              | 0                   | 900,000             | 0                   | 100%             |
| 101   | 54900 | 336 | MAINTENANCE AND REPAIR EQUIP   | 800                    | 0                 | 0                    | 800                 | 800                 | -800                | 0%               |



| Fnd   | Acct  | Obj | Obj                            | 2019-20<br>FY Activity | 2020-21<br>BUDGET | 2020-21<br>YTD SPEND | 2020-21<br>OPEN POS | 2020-21<br>YTD USED | REMAINING<br>BUDGET | % BUDGET<br>USED |
|-------|-------|-----|--------------------------------|------------------------|-------------------|----------------------|---------------------|---------------------|---------------------|------------------|
| 101   |       |     | GENERAL FUND                   |                        |                   |                      |                     |                     |                     |                  |
| 54900 |       |     | OTHER PUBLIC SAFETY            |                        |                   |                      |                     |                     |                     |                  |
| 101   | 54900 | --- | OTHER PUBLIC SAFETY            | 908,566                | 917,170           | 900,561              | 800                 | 901,361             | 15,809              | 98%              |
| 55110 |       |     | LOCAL HEALTH CENTER            |                        |                   |                      |                     |                     |                     |                  |
| 101   | 55110 | 106 | DEPUTY(IES)                    | 15,677                 | 0                 | 28,208               | 0                   | 28,208              | -28,208             | 0%               |
| 101   | 55110 | 131 | MEDICAL PERSONNEL              | 217,352                | 221,500           | 200,232              | 0                   | 200,232             | 21,268              | 90%              |
| 101   | 55110 | 162 | CLERICAL PERSONNEL             | 357,899                | 392,110           | 339,415              | 0                   | 339,415             | 52,695              | 87%              |
| 101   | 55110 | 166 | CUSTODIAL PERSONNEL            | 21,604                 | 22,200            | 16,155               | 0                   | 16,155              | 6,045               | 73%              |
| 101   | 55110 | 169 | PART-TIME PERSONNEL            | 41,263                 | 60,100            | 44,735               | 0                   | 44,735              | 15,365              | 74%              |
| 101   | 55110 | 189 | OTHER SALARIES & WAGES         | 333,993                | 595,590           | 292,215              | 0                   | 292,215             | 303,375             | 49%              |
| 101   | 55110 | 201 | SOCIAL SECURITY                | 57,714                 | 80,090            | 53,806               | 0                   | 53,806              | 26,284              | 67%              |
| 101   | 55110 | 204 | PENSIONS                       | 81,041                 | 118,350           | 83,013               | 0                   | 83,013              | 35,337              | 70%              |
| 101   | 55110 | 205 | EMPLOYEE HEALTH INSURANCE      | 339,427                | 342,580           | 295,075              | 0                   | 295,075             | 47,507              | 86%              |
| 101   | 55110 | 212 | EMPLOYER MEDICARE              | 13,507                 | 18,740            | 12,584               | 0                   | 12,584              | 6,156               | 67%              |
| 101   | 55110 | 299 | OTHER FRINGE BENEFITS          | 645                    | 17,432            | 348                  | 0                   | 348                 | 17,084              | 2%               |
| 101   | 55110 | 307 | COMMUNICATION                  | 15,371                 | 17,800            | 15,875               | 500                 | 16,375              | 1,425               | 92%              |
| 101   | 55110 | 309 | CONTRACTS - GOVT AGENCIES      | 17,400                 | 17,400            | 17,400               | 0                   | 17,400              | 0                   | 100%             |
| 101   | 55110 | 312 | CONTRACTS - PRIVATE AGENCIES   | 6,521                  | 4,250             | 3,062                | 1,139               | 4,200               | 50                  | 99%              |
| 101   | 55110 | 320 | DUES AND MEMBERSHIPS           | 200                    | 380               | 200                  | 0                   | 200                 | 180                 | 53%              |
| 101   | 55110 | 328 | JANITORIAL SERVICES            | 0                      | 13,300            | 10,184               | 3,116               | 13,300              | 0                   | 100%             |
| 101   | 55110 | 330 | OPERATING LEASE PAYMENTS       | 19,141                 | 19,200            | 19,141               | 0                   | 19,141              | 59                  | 100%             |
| 101   | 55110 | 334 | MAINTENANCE AGREEMENTS         | 30,640                 | 19,865            | 15,299               | 3,253               | 18,552              | 1,313               | 93%              |
| 101   | 55110 | 335 | MAINTENANCE AND REPAIR BLDG    | 23,765                 | 14,000            | 5,208                | 9,379               | 14,587              | -587                | 104%             |
| 101   | 55110 | 336 | MAINTENANCE AND REPAIR EQUIP   | 5,740                  | 19,000            | 12,831               | 6,316               | 19,147              | -147                | 101%             |
| 101   | 55110 | 347 | PEST CONTROL                   | 182                    | 500               | 272                  | 0                   | 272                 | 228                 | 54%              |
| 101   | 55110 | 348 | POSTAL CHARGES                 | 1,000                  | 3,000             | 3,000                | 0                   | 3,000               | 0                   | 100%             |
| 101   | 55110 | 349 | PRINTING, STATIONERY AND FORMS | 287                    | 1,000             | 468                  | 0                   | 468                 | 532                 | 47%              |
| 101   | 55110 | 351 | RENTALS                        | 15,302                 | 14,600            | 13,122               | 902                 | 14,023              | 577                 | 96%              |
| 101   | 55110 | 355 | TRAVEL                         | 3,722                  | 18,653            | 1,637                | 0                   | 1,637               | 17,016              | 9%               |
| 101   | 55110 | 356 | TUITION/REGISTRATION FEES      | 1,009                  | 0                 | 510                  | 0                   | 510                 | -510                | 0%               |
| 101   | 55110 | 359 | DISPOSAL FEES                  | 50                     | 100               | 0                    | 0                   | 0                   | 100                 | 0%               |
| 101   | 55110 | 399 | OTHER CONTRACTED SERVICES      | 0                      | 12,300            | 8,678                | 1,623               | 10,300              | 2,000               | 84%              |
| 101   | 55110 | 410 | CUSTODIAL SUPPLIES             | 14,844                 | 13,000            | 6,406                | 1,277               | 7,683               | 5,317               | 59%              |
| 101   | 55110 | 413 | DRUGS AND MEDICAL SUPPLIES     | 72,953                 | 31,685            | 18,195               | 4,542               | 22,737              | 8,948               | 72%              |
| 101   | 55110 | 414 | DUPLICATING SUPPLIES           | 1,739                  | 2,000             | 1,949                | 0                   | 1,949               | 51                  | 97%              |
| 101   | 55110 | 415 | ELECTRICITY                    | 49,553                 | 51,000            | 41,366               | 0                   | 41,366              | 9,634               | 81%              |
| 101   | 55110 | 434 | NATURAL GAS                    | 3,027                  | 3,200             | 2,938                | 0                   | 2,938               | 262                 | 92%              |
| 101   | 55110 | 435 | OFFICE SUPPLIES                | 18,020                 | 10,000            | 8,556                | 168                 | 8,724               | 1,276               | 87%              |
| 101   | 55110 | 454 | WATER AND SEWER                | 11,424                 | 12,000            | 14,042               | 0                   | 14,042              | -2,042              | 117%             |
| 101   | 55110 | 499 | OTHER SUPPLIES AND MATERIALS   | 23,164                 | 14,237            | 754                  | 2,634               | 3,388               | 10,849              | 24%              |
| 101   | 55110 | 502 | INSURANCE-BLDG AND CONTENTS    | 8,573                  | 9,000             | 8,984                | 0                   | 8,984               | 16                  | 100%             |
| 101   | 55110 | 506 | INSURANCE-LIABILITY            | 6,025                  | 15,423            | 6,240                | 0                   | 6,240               | 9,183               | 40%              |
| 101   | 55110 | 513 | WORKMAN'S COMPENSATION INSURAN | 3,922                  | 3,614             | 3,465                | 0                   | 3,465               | 149                 | 96%              |
| 101   | 55110 | 515 | LIABILITY CLAIMS               | 0                      | 0                 | 127                  | 0                   | 127                 | -127                | 0%               |
| 101   | 55110 | 530 | FINES, ASSESSMENTS, PENALTIES  | 0                      | 0                 | 55                   | 0                   | 55                  | -55                 | 0%               |
| 101   | 55110 | 711 | FURNITURE AND FIXTURES         | 5,985                  | 10,000            | 8,428                | 0                   | 8,428               | 1,572               | 84%              |
| 101   | 55110 | --- | LOCAL HEALTH CENTER            | 1,839,681              | 2,219,199         | 1,614,178            | 34,849              | 1,649,024           | 570,177             | 74%              |

| Fnd Acct      | Obj | Obj                            | 2019-20<br>FY Activity         | 2020-21<br>BUDGET | 2020-21<br>YTD SPEND | 2020-21<br>OPEN POS | 2020-21<br>YTD USED | REMAINING<br>BUDGET | % BUDGET<br>USED |
|---------------|-----|--------------------------------|--------------------------------|-------------------|----------------------|---------------------|---------------------|---------------------|------------------|
| 101           |     |                                | GENERAL FUND                   |                   |                      |                     |                     |                     |                  |
| 55120         |     |                                | RABIES AND ANIMAL CONTROL      |                   |                      |                     |                     |                     |                  |
| 101 55120 316 |     | CONTRIBUTIONS                  | 200,000                        | 190,000           | 190,000              | 0                   | 190,000             | 0                   | 100%             |
| 101 55120 --- |     | RABIES AND ANIMAL CONTROL      | 200,000                        | 190,000           | 190,000              | 0                   | 190,000             | 0                   | 100%             |
| 55130         |     |                                | AMBULANCE/EMERGENCY MEDICAL SE |                   |                      |                     |                     |                     |                  |
| 101 55130 309 |     | CONTRACTS - GOVT AGENCIES      | 0                              | 0                 | -24,800              | 0                   | -24,800             | 24,800              | 0%               |
| 101 55130 316 |     | CONTRIBUTIONS                  | 1,777,400                      | 1,777,400         | 1,629,283            | 0                   | 1,629,283           | 148,117             | 92%              |
| 101 55130 --- |     | AMBULANCE/EMERGENCY MEDICAL SE | 1,777,400                      | 1,777,400         | 1,604,483            | 0                   | 1,604,483           | 172,917             | 90%              |
| 55170         |     |                                | ALCOHOL AND DRUG PROGRAM       |                   |                      |                     |                     |                     |                  |
| 101 55170 108 |     | INVESTIGATOR(S)                | 2,500                          | 0                 | 0                    | 0                   | 0                   | 0                   | 0%               |
| 101 55170 201 |     | SOCIAL SECURITY                | 151                            | 0                 | 0                    | 0                   | 0                   | 0                   | 0%               |
| 101 55170 212 |     | EMPLOYER MEDICARE              | 35                             | 0                 | 0                    | 0                   | 0                   | 0                   | 0%               |
| 101 55170 --- |     | ALCOHOL AND DRUG PROGRAM       | 2,686                          | 0                 | 0                    | 0                   | 0                   | 0                   | 0%               |
| 55310         |     |                                | REGIONAL MENTAL HEALTH CENTER  |                   |                      |                     |                     |                     |                  |
| 101 55310 316 |     | CONTRIBUTIONS                  | 17,000                         | 17,000            | 17,000               | 0                   | 17,000              | 0                   | 100%             |
| 101 55310 --- |     | REGIONAL MENTAL HEALTH CENTER  | 17,000                         | 17,000            | 17,000               | 0                   | 17,000              | 0                   | 100%             |
| 55510         |     |                                | GENERAL WELFARE ASSISTANCE     |                   |                      |                     |                     |                     |                  |
| 101 55510 316 |     | CONTRIBUTIONS                  | 34,000                         | 0                 | 0                    | 0                   | 0                   | 0                   | 0%               |
| 101 55510 341 |     | PAUPER BURIALS                 | 39,000                         | 25,000            | 25,600               | 0                   | 25,600              | -600                | 102%             |
| 101 55510 --- |     | GENERAL WELFARE ASSISTANCE     | 73,000                         | 25,000            | 25,600               | 0                   | 25,600              | -600                | 102%             |
| 55520         |     |                                | AID TO DEPENDENT CHILDREN      |                   |                      |                     |                     |                     |                  |
| 101 55520 316 |     | CONTRIBUTIONS                  | 16,000                         | 0                 | 0                    | 0                   | 0                   | 0                   | 0%               |
| 101 55520 --- |     | AID TO DEPENDENT CHILDREN      | 16,000                         | 0                 | 0                    | 0                   | 0                   | 0                   | 0%               |
| 55720         |     |                                | SANITATION EDUCATION/INFORMATI |                   |                      |                     |                     |                     |                  |
| 101 55720 189 |     | OTHER SALARIES & WAGES         | 21,580                         | 29,680            | 29,680               | 0                   | 29,680              | 0                   | 100%             |
| 101 55720 201 |     | SOCIAL SECURITY                | 1,340                          | 1,840             | 1,840                | 0                   | 1,840               | 0                   | 100%             |
| 101 55720 204 |     | PENSIONS                       | 2,080                          | 2,855             | 2,855                | 0                   | 2,855               | 0                   | 100%             |
| 101 55720 205 |     | EMPLOYEE HEALTH INSURANCE      | 9,480                          | 0                 | 0                    | 0                   | 0                   | 0                   | 0%               |
| 101 55720 212 |     | EMPLOYER MEDICARE              | 320                            | 430               | 430                  | 0                   | 430                 | 0                   | 100%             |
| 101 55720 399 |     | OTHER CONTRACTED SERVICES      | 19,720                         | 28,000            | 15,900               | 2,088               | 17,988              | 10,012              | 64%              |
| 101 55720 499 |     | OTHER SUPPLIES AND MATERIALS   | 6,887                          | 9,200             | 2,771                | 6,079               | 8,851               | 349                 | 96%              |
| 101 55720 --- |     | SANITATION EDUCATION/INFORMATI | 61,407                         | 72,005            | 53,476               | 8,167               | 61,644              | 10,361              | 86%              |

| Fnd Acct      | Obj | Obj                            | 2019-20<br>FY Activity | 2020-21<br>BUDGET | 2020-21<br>YTD SPEND | 2020-21<br>OPEN POS | 2020-21<br>YTD USED | REMAINING<br>BUDGET | % BUDGET<br>USED |
|---------------|-----|--------------------------------|------------------------|-------------------|----------------------|---------------------|---------------------|---------------------|------------------|
| 101           |     | GENERAL FUND                   |                        |                   |                      |                     |                     |                     |                  |
| 55739         |     | OTHER WASTE COLLECTION         |                        |                   |                      |                     |                     |                     |                  |
| 101 55739 316 |     | CONTRIBUTIONS                  | 40,000                 | 0                 | 0                    | 0                   | 0                   | 0                   | 0%               |
| 101 55739 --- |     | OTHER WASTE COLLECTION         | 40,000                 | 0                 | 0                    | 0                   | 0                   | 0                   | 0%               |
| 56100         |     | ADULT ACTIVITIES               |                        |                   |                      |                     |                     |                     |                  |
| 101 56100 316 |     | CONTRIBUTIONS                  | 119,977                | 114,000           | 114,000              | 0                   | 114,000             | 0                   | 100%             |
| 101 56100 --- |     | ADULT ACTIVITIES               | 119,977                | 114,000           | 114,000              | 0                   | 114,000             | 0                   | 100%             |
| 56500         |     | LIBRARIES                      |                        |                   |                      |                     |                     |                     |                  |
| 101 56500 103 |     | ASSISTANT(S)                   | 68,120                 | 69,300            | 63,470               | 0                   | 63,470              | 5,830               | 92%              |
| 101 56500 105 |     | SUPERVISOR/DIRECTOR            | 55,290                 | 56,200            | 51,618               | 0                   | 51,618              | 4,582               | 92%              |
| 101 56500 106 |     | DEPUTY(IES)                    | 145,020                | 147,600           | 134,957              | 0                   | 134,957             | 12,643              | 91%              |
| 101 56500 166 |     | CUSTODIAL PERSONNEL            | 11,782                 | 15,500            | 8,616                | 0                   | 8,616               | 6,884               | 56%              |
| 101 56500 169 |     | PART-TIME PERSONNEL            | 99,948                 | 110,250           | 92,619               | 0                   | 92,619              | 17,631              | 84%              |
| 101 56500 201 |     | SOCIAL SECURITY                | 22,780                 | 24,730            | 20,990               | 0                   | 20,990              | 3,740               | 85%              |
| 101 56500 204 |     | PENSIONS                       | 24,412                 | 27,740            | 21,884               | 0                   | 21,884              | 5,857               | 79%              |
| 101 56500 205 |     | EMPLOYEE HEALTH INSURANCE      | 67,662                 | 68,850            | 59,549               | 0                   | 59,549              | 9,302               | 86%              |
| 101 56500 212 |     | EMPLOYER MEDICARE              | 5,331                  | 5,790             | 4,909                | 0                   | 4,909               | 881                 | 85%              |
| 101 56500 307 |     | COMMUNICATION                  | 3,895                  | 450               | 643                  | 0                   | 643                 | -193                | 143%             |
| 101 56500 312 |     | CONTRACTS - PRIVATE AGENCIES   | 13,645                 | 15,200            | 3,366                | 12,129              | 15,494              | -294                | 102%             |
| 101 56500 316 |     | CONTRIBUTIONS                  | 128,500                | 121,000           | 121,000              | 0                   | 121,000             | 0                   | 100%             |
| 101 56500 317 |     | DATA PROCESSING SERVICES       | 1,460                  | 1,410             | 1,798                | 0                   | 1,798               | -388                | 127%             |
| 101 56500 333 |     | LICENSES                       | 0                      | 0                 | 1,707                | 0                   | 1,707               | -1,707              | 0%               |
| 101 56500 334 |     | MAINTENANCE AGREEMENTS         | 17,252                 | 18,000            | 14,804               | 2,403               | 17,207              | 793                 | 96%              |
| 101 56500 335 |     | MAINTENANCE AND REPAIR BLDG    | 6,183                  | 6,000             | 1,855                | 2,009               | 3,864               | 2,136               | 64%              |
| 101 56500 347 |     | PEST CONTROL                   | 640                    | 700               | 580                  | 120                 | 700                 | 0                   | 100%             |
| 101 56500 348 |     | POSTAL CHARGES                 | 500                    | 500               | 535                  | 0                   | 535                 | -35                 | 107%             |
| 101 56500 350 |     | INTERNET CONNECTIVITY          | 0                      | 3,450             | 3,117                | 277                 | 3,395               | 55                  | 98%              |
| 101 56500 351 |     | RENTALS                        | 2,484                  | 2,500             | 2,277                | 223                 | 2,500               | 0                   | 100%             |
| 101 56500 355 |     | TRAVEL                         | 205                    | 400               | 0                    | 0                   | 0                   | 400                 | 0%               |
| 101 56500 356 |     | TUITION/REGISTRATION FEES      | 60                     | 100               | 0                    | 0                   | 0                   | 100                 | 0%               |
| 101 56500 359 |     | DISPOSAL FEES                  | 0                      | 0                 | 30                   | 0                   | 30                  | -30                 | 0%               |
| 101 56500 399 |     | OTHER CONTRACTED SERVICES      | 800                    | 640               | 0                    | 0                   | 0                   | 640                 | 0%               |
| 101 56500 410 |     | CUSTODIAL SUPPLIES             | 2,991                  | 2,800             | 908                  | 1,966               | 2,874               | -74                 | 103%             |
| 101 56500 411 |     | DATA PROCESSING SUPPLIES       | 9,400                  | 4,100             | 44                   | 439                 | 483                 | 3,617               | 12%              |
| 101 56500 415 |     | ELECTRICITY                    | 16,893                 | 18,000            | 14,176               | 0                   | 14,176              | 3,824               | 79%              |
| 101 56500 432 |     | LIBRARY BOOKS                  | 52,201                 | 52,200            | 40,524               | 11,624              | 52,148              | 52                  | 100%             |
| 101 56500 434 |     | NATURAL GAS                    | 1,513                  | 1,300             | 1,283                | 0                   | 1,283               | 17                  | 99%              |
| 101 56500 435 |     | OFFICE SUPPLIES                | 28,262                 | 4,500             | 785                  | 2,395               | 3,181               | 1,319               | 71%              |
| 101 56500 437 |     | PERIODICALS                    | 3,880                  | 4,200             | 3,583                | 0                   | 3,583               | 617                 | 85%              |
| 101 56500 454 |     | WATER AND SEWER                | 2,156                  | 2,000             | 2,616                | 0                   | 2,616               | -616                | 131%             |
| 101 56500 471 |     | SOFTWARE                       | 554                    | 500               | 0                    | 3,370               | 3,370               | -2,870              | 674%             |
| 101 56500 499 |     | OTHER SUPPLIES AND MATERIALS   | 6,706                  | 5,000             | 2,392                | 460                 | 2,851               | 2,149               | 57%              |
| 101 56500 502 |     | INSURANCE-BLDG AND CONTENTS    | 2,319                  | 2,300             | 0                    | 0                   | 0                   | 2,300               | 0%               |
| 101 56500 506 |     | INSURANCE-LIABILITY            | 2,619                  | 2,000             | 2,592                | 0                   | 2,592               | -592                | 130%             |
| 101 56500 513 |     | WORKMAN'S COMPENSATION INSURAN | 0                      | 800               | 0                    | 0                   | 0                   | 800                 | 0%               |
| 101 56500 530 |     | FINES, ASSESSMENTS, PENALTIES  | 0                      | 0                 | 30                   | 0                   | 30                  | -30                 | 0%               |
| 101 56500 599 |     | OTHER CHARGES                  | 0                      | 10,127            | 0                    | 0                   | 0                   | 10,127              | 0%               |
| 101 56500 709 |     | DATA PROCESSING EQUIPMENT      | 15,311                 | 2,666             | 3,225                | 0                   | 3,225               | -559                | 121%             |
| 101 56500 711 |     | FURNITURE AND FIXTURES         | 0                      | 0                 | 450                  | 967                 | 1,417               | -1,417              | 0%               |
| 101 56500 799 |     | OTHER CAPITAL OUTLAY           | 5,403                  | 0                 | 0                    | 0                   | 0                   | 0                   | 0%               |

| Fnd   | Acct  | Obj | Obj                            | 2019-20<br>FY Activity | 2020-21<br>BUDGET | 2020-21<br>YTD SPEND | 2020-21<br>OPEN POS | 2020-21<br>YTD USED | REMAINING<br>BUDGET | % BUDGET<br>USED |
|-------|-------|-----|--------------------------------|------------------------|-------------------|----------------------|---------------------|---------------------|---------------------|------------------|
| 101   |       |     | GENERAL FUND                   |                        |                   |                      |                     |                     |                     |                  |
| 56500 |       |     | LIBRARIES                      |                        |                   |                      |                     |                     |                     |                  |
| 101   | 56500 | --- | LIBRARIES                      | 826,177                | 808,803           | 682,932              | 38,382              | 721,314             | 87,491              | 89%              |
| 56900 |       |     | OTHER SOCIAL, CULTURAL & RECRE |                        |                   |                      |                     |                     |                     |                  |
| 101   | 56900 | 316 | CONTRIBUTIONS                  | 102,000                | 164,250           | 164,250              | 0                   | 164,250             | 0                   | 100%             |
| 101   | 56900 | --- | OTHER SOCIAL, CULTURAL & RECRE | 102,000                | 164,250           | 164,250              | 0                   | 164,250             | 0                   | 100%             |
| 57100 |       |     | AGRICULTURAL EXTENSION SERVICE |                        |                   |                      |                     |                     |                     |                  |
| 101   | 57100 | 162 | CLERICAL PERSONNEL             | 23,048                 | 23,500            | 14,549               | 0                   | 14,549              | 8,951               | 62%              |
| 101   | 57100 | 186 | LONGEVITY PAY                  | 400                    | 500               | 0                    | 0                   | 0                   | 500                 | 0%               |
| 101   | 57100 | 201 | SOCIAL SECURITY                | 1,205                  | 1,490             | 770                  | 0                   | 770                 | 720                 | 52%              |
| 101   | 57100 | 204 | PENSIONS                       | 2,253                  | 2,310             | 1,249                | 0                   | 1,249               | 1,061               | 54%              |
| 101   | 57100 | 205 | EMPLOYEE HEALTH INSURANCE      | 16,470                 | 13,990            | 8,159                | 0                   | 8,159               | 5,832               | 58%              |
| 101   | 57100 | 212 | EMPLOYER MEDICARE              | 282                    | 350               | 180                  | 0                   | 180                 | 170                 | 51%              |
| 101   | 57100 | 307 | COMMUNICATION                  | 3,051                  | 0                 | 0                    | 0                   | 0                   | 0                   | 0%               |
| 101   | 57100 | 309 | CONTRACTS - GOVT AGENCIES      | 292,489                | 345,010           | 241,611              | 0                   | 241,611             | 103,399             | 70%              |
| 101   | 57100 | 312 | CONTRACTS - PRIVATE AGENCIES   | 0                      | 5,717             | 5,672                | 45                  | 5,717               | 0                   | 100%             |
| 101   | 57100 | 320 | DUES AND MEMBERSHIPS           | 610                    | 915               | 915                  | 0                   | 915                 | 0                   | 100%             |
| 101   | 57100 | 334 | MAINTENANCE AGREEMENTS         | 1,604                  | 1,490             | 1,382                | 108                 | 1,490               | 0                   | 100%             |
| 101   | 57100 | 335 | MAINTENANCE AND REPAIR BLDG    | 0                      | 2,000             | 1,464                | 200                 | 1,664               | 336                 | 83%              |
| 101   | 57100 | 347 | PEST CONTROL                   | 550                    | 600               | 550                  | 0                   | 550                 | 50                  | 92%              |
| 101   | 57100 | 350 | INTERNET CONNECTIVITY          | 0                      | 4,456             | 4,106                | 112                 | 4,218               | 238                 | 95%              |
| 101   | 57100 | 351 | RENTALS                        | 3,897                  | 4,592             | 4,411                | 182                 | 4,592               | 0                   | 100%             |
| 101   | 57100 | 355 | TRAVEL                         | 8,985                  | 5,650             | 3,429                | 0                   | 3,429               | 2,221               | 61%              |
| 101   | 57100 | 356 | TUITION/REGISTRATION FEES      | 170                    | 280               | 59                   | 0                   | 59                  | 221                 | 21%              |
| 101   | 57100 | 410 | CUSTODIAL SUPPLIES             | 414                    | 600               | 247                  | 0                   | 247                 | 353                 | 41%              |
| 101   | 57100 | 411 | DATA PROCESSING SUPPLIES       | 3,911                  | 16                | 16                   | 0                   | 16                  | 0                   | 100%             |
| 101   | 57100 | 415 | ELECTRICITY                    | 2,067                  | 3,004             | 1,376                | 0                   | 1,376               | 1,628               | 46%              |
| 101   | 57100 | 434 | NATURAL GAS                    | 976                    | 1,100             | 824                  | 0                   | 824                 | 276                 | 75%              |
| 101   | 57100 | 435 | OFFICE SUPPLIES                | 2,451                  | 2,910             | 967                  | 1,096               | 2,063               | 847                 | 71%              |
| 101   | 57100 | 451 | UNIFORMS                       | 0                      | 600               | 0                    | 596                 | 596                 | 4                   | 99%              |
| 101   | 57100 | 454 | WATER AND SEWER                | 877                    | 600               | 525                  | 0                   | 525                 | 75                  | 87%              |
| 101   | 57100 | 499 | OTHER SUPPLIES AND MATERIALS   | 3,881                  | 2,238             | 661                  | 649                 | 1,310               | 927                 | 59%              |
| 101   | 57100 | 502 | INSURANCE-BLDG AND CONTENTS    | 470                    | 503               | 503                  | 0                   | 503                 | 0                   | 100%             |
| 101   | 57100 | 530 | FINES, ASSESSMENTS, PENALTIES  | 0                      | 40                | 40                   | 0                   | 40                  | 0                   | 100%             |
| 101   | 57100 | 707 | BUILDING IMPROVEMENTS          | 0                      | 797               | 797                  | 0                   | 797                 | 0                   | 100%             |
| 101   | 57100 | 711 | FURNITURE AND FIXTURES         | 0                      | 2,792             | 0                    | 2,792               | 2,792               | 0                   | 100%             |
| 101   | 57100 | 790 | OTHER EQUIPMENT                | 4,235                  | 0                 | 0                    | 0                   | 0                   | 0                   | 0%               |
| 101   | 57100 | --- | AGRICULTURAL EXTENSION SERVICE | 374,296                | 428,050           | 294,462              | 5,780               | 300,241             | 127,809             | 70%              |
| 57300 |       |     | FOREST SERVICE                 |                        |                   |                      |                     |                     |                     |                  |
| 101   | 57300 | 326 | FOREST RESOURCE SERVICE        | 1,500                  | 1,500             | 1,500                | 0                   | 1,500               | 0                   | 100%             |
| 101   | 57300 | --- | FOREST SERVICE                 | 1,500                  | 1,500             | 1,500                | 0                   | 1,500               | 0                   | 100%             |

| Fnd   | Acct  | Obj | Obj                             | 2019-20<br>FY Activity | 2020-21<br>BUDGET | 2020-21<br>YTD SPEND | 2020-21<br>OPEN POS | 2020-21<br>YTD USED | REMAINING<br>BUDGET | % BUDGET<br>USED |
|-------|-------|-----|---------------------------------|------------------------|-------------------|----------------------|---------------------|---------------------|---------------------|------------------|
| 101   |       |     | GENERAL FUND                    |                        |                   |                      |                     |                     |                     |                  |
| 57500 |       |     | SOIL CONSERVATION               |                        |                   |                      |                     |                     |                     |                  |
| 101   | 57500 | 189 | OTHER SALARIES & WAGES          | 91,851                 | 92,900            | 77,643               | 0                   | 77,643              | 15,257              | 84%              |
| 101   | 57500 | 201 | SOCIAL SECURITY                 | 5,246                  | 5,770             | 4,495                | 0                   | 4,495               | 1,275               | 78%              |
| 101   | 57500 | 204 | PENSIONS                        | 8,384                  | 8,940             | 5,896                | 0                   | 5,896               | 3,044               | 66%              |
| 101   | 57500 | 205 | EMPLOYEE HEALTH INSURANCE       | 36,756                 | 40,080            | 30,713               | 0                   | 30,713              | 9,368               | 77%              |
| 101   | 57500 | 212 | EMPLOYER MEDICARE               | 1,227                  | 1,350             | 1,051                | 0                   | 1,051               | 299                 | 78%              |
| 101   | 57500 | 316 | CONTRIBUTIONS                   | 19,350                 | 18,390            | 0                    | 0                   | 0                   | 18,390              | 0%               |
| 101   | 57500 | --- | SOIL CONSERVATION               | 162,814                | 167,430           | 119,798              | 0                   | 119,798             | 47,633              | 72%              |
| 57800 |       |     | STORM WATER MANAGEMENT          |                        |                   |                      |                     |                     |                     |                  |
| 101   | 57800 | 308 | CONSULTANTS                     | 24,500                 | 0                 | 0                    | 0                   | 0                   | 0                   | 0%               |
| 101   | 57800 | 321 | ENGINEERING SERVICES            | 0                      | 30,000            | 18,600               | 11,400              | 30,000              | 0                   | 100%             |
| 101   | 57800 | 333 | LICENSES                        | 3,460                  | 3,500             | 3,460                | 0                   | 3,460               | 40                  | 99%              |
| 101   | 57800 | --- | STORM WATER MANAGEMENT          | 27,960                 | 33,500            | 22,060               | 11,400              | 33,460              | 40                  | 100%             |
| 57900 |       |     | OTHER AGRICULTURE & NATURAL RE  |                        |                   |                      |                     |                     |                     |                  |
| 101   | 57900 | 599 | OTHER CHARGES                   | 2,500                  | 2,500             | 2,500                | 0                   | 2,500               | 0                   | 100%             |
| 101   | 57900 | --- | OTHER AGRICULTURE & NATURAL RE  | 2,500                  | 2,500             | 2,500                | 0                   | 2,500               | 0                   | 100%             |
| 58110 |       |     | TOURISM                         |                        |                   |                      |                     |                     |                     |                  |
| 101   | 58110 | 316 | CONTRIBUTIONS                   | 7,000                  | 6,650             | 6,650                | 0                   | 6,650               | 0                   | 100%             |
| 101   | 58110 | --- | TOURISM                         | 7,000                  | 6,650             | 6,650                | 0                   | 6,650               | 0                   | 100%             |
| 58190 |       |     | OTHER ECOMOMIC AND COMMUNITY D  |                        |                   |                      |                     |                     |                     |                  |
| 101   | 58190 | 308 | CONSULTANTS                     | 2,295                  | 0                 | 0                    | 0                   | 0                   | 0                   | 0%               |
| 101   | 58190 | 309 | CONTRACTS - GOVT AGENCIES       | 477,500                | 465,000           | -19,062              | 0                   | -19,062             | 484,062             | -4%              |
| 101   | 58190 | 316 | CONTRIBUTIONS                   | 182,812                | 181,600           | 200,624              | 0                   | 200,624             | -19,024             | 110%             |
| 101   | 58190 | 331 | LEGAL SERVICES                  | 30,639                 | 0                 | 0                    | 0                   | 0                   | 0                   | 0%               |
| 101   | 58190 | 332 | LEGAL NOTICES, RECORDING COURT  | 27                     | 0                 | 0                    | 0                   | 0                   | 0                   | 0%               |
| 101   | 58190 | 399 | OTHER CONTRACTED SERVICES       | 79,720                 | 35,800            | 14,850               | 34,600              | 49,450              | -13,650             | 138%             |
| 101   | 58190 | 599 | OTHER CHARGES                   | 6,756                  | 20,000            | 4,624                | 0                   | 4,624               | 15,376              | 23%              |
| 101   | 58190 | --- | OTHER ECOMOMIC AND COMMUNITY D  | 779,749                | 702,400           | 201,036              | 34,600              | 235,636             | 466,764             | 34%              |
| 58220 |       |     | AIRPORT                         |                        |                   |                      |                     |                     |                     |                  |
| 101   | 58220 | 316 | CONTRIBUTIONS                   | 16,500                 | 17,830            | 17,830               | 0                   | 17,830              | 0                   | 100%             |
| 101   | 58220 | 630 | NONEXCHANGE FINANCIAL GUARANTEE | 559,493                | 559,493           | 559,493              | 0                   | 559,493             | 0                   | 100%             |
| 101   | 58220 | --- | AIRPORT                         | 575,993                | 577,323           | 577,323              | 0                   | 577,323             | 0                   | 100%             |
| 58300 |       |     | VETERANS' SERVICES              |                        |                   |                      |                     |                     |                     |                  |
| 101   | 58300 | 302 | ADVERTISING                     | 0                      | 400               | 0                    | 0                   | 0                   | 400                 | 0%               |
| 101   | 58300 | 307 | COMMUNICATION                   | 472                    | 700               | 419                  | 349                 | 768                 | -68                 | 110%             |
| 101   | 58300 | 312 | CONTRACTS - PRIVATE AGENCIES    | 79                     | 100               | 30                   | 70                  | 100                 | 0                   | 100%             |
| 101   | 58300 | 320 | DUES AND MEMBERSHIPS            | 0                      | 500               | 474                  | 0                   | 474                 | 26                  | 95%              |

| Fnd Acct      | Obj | Obj                            | 2019-20<br>FY Activity | 2020-21<br>BUDGET | 2020-21<br>YTD SPEND | 2020-21<br>OPEN POS | 2020-21<br>YTD USED | REMAINING<br>BUDGET | % BUDGET<br>USED |
|---------------|-----|--------------------------------|------------------------|-------------------|----------------------|---------------------|---------------------|---------------------|------------------|
| 101           |     | GENERAL FUND                   |                        |                   |                      |                     |                     |                     |                  |
| 58300         |     | VETERANS' SERVICES             |                        |                   |                      |                     |                     |                     |                  |
| 101 58300 348 |     | POSTAL CHARGES                 | 47                     | 300               | 74                   | 0                   | 74                  | 226                 | 25%              |
| 101 58300 355 |     | TRAVEL                         | 664                    | 2,000             | 0                    | 0                   | 0                   | 2,000               | 0%               |
| 101 58300 399 |     | OTHER CONTRACTED SERVICES      | 45,500                 | 50,000            | 45,650               | 0                   | 45,650              | 4,350               | 91%              |
| 101 58300 435 |     | OFFICE SUPPLIES                | 899                    | 1,500             | 419                  | 50                  | 469                 | 1,031               | 31%              |
| 101 58300 499 |     | OTHER SUPPLIES AND MATERIALS   | 993                    | 0                 | 0                    | 0                   | 0                   | 0                   | 0%               |
| 101 58300 599 |     | OTHER CHARGES                  | 449                    | 8,050             | 0                    | 0                   | 0                   | 8,050               | 0%               |
| 101 58300 708 |     | COMMUNICATION EQUIPMENT        | 1,930                  | 0                 | 0                    | 0                   | 0                   | 0                   | 0%               |
| 101 58300 709 |     | DATA PROCESSING EQUIPMENT      | 0                      | 1,950             | 1,351                | 0                   | 1,351               | 599                 | 69%              |
| 101 58300 --- |     | VETERANS' SERVICES             | 51,033                 | 65,500            | 48,417               | 469                 | 48,886              | 16,614              | 75%              |
| 58500         |     | CONTRIBUTIONS TO OTHER AGENCIE |                        |                   |                      |                     |                     |                     |                  |
| 101 58500 316 |     | CONTRIBUTIONS                  | 59,515                 | 39,010            | 22,500               | 0                   | 22,500              | 16,510              | 58%              |
| 101 58500 --- |     | CONTRIBUTIONS TO OTHER AGENCIE | 59,515                 | 39,010            | 22,500               | 0                   | 22,500              | 16,510              | 58%              |
| 58600         |     | EMPLOYEE BENEFITS              |                        |                   |                      |                     |                     |                     |                  |
| 101 58600 202 |     | HANDLING CHARGES & ADMINISTRAT | 6,463                  | 5,000             | 10,097               | 0                   | 10,097              | -5,097              | 202%             |
| 101 58600 206 |     | LIFE INSURANCE                 | 8,635                  | 25,000            | 14,477               | 0                   | 14,477              | 10,523              | 58%              |
| 101 58600 210 |     | UNEMPLOYMENT COMPENSATION      | 18,600                 | 15,000            | 17,689               | 0                   | 17,689              | -2,689              | 118%             |
| 101 58600 299 |     | OTHER FRINGE BENEFITS          | 0                      | 15,000            | 0                    | 0                   | 0                   | 15,000              | 0%               |
| 101 58600 --- |     | EMPLOYEE BENEFITS              | 33,698                 | 60,000            | 42,263               | 0                   | 42,263              | 17,737              | 70%              |
| 58802         |     | FEMA COVID 19                  |                        |                   |                      |                     |                     |                     |                  |
| 101 58802 106 |     | DEPUTY(IES)                    | 1,881                  | 0                 | 0                    | 0                   | 0                   | 0                   | 0%               |
| 101 58802 119 |     | ACCOUNTANTS/BOOKKEEPERS        | 3,138                  | 0                 | 7,705                | 0                   | 7,705               | -7,705              | 0%               |
| 101 58802 189 |     | OTHER SALARIES & WAGES         | 1,041                  | 0                 | 0                    | 0                   | 0                   | 0                   | 0%               |
| 101 58802 201 |     | SOCIAL SECURITY                | 373                    | 0                 | 460                  | 0                   | 460                 | -460                | 0%               |
| 101 58802 204 |     | PENSIONS                       | 402                    | 0                 | 740                  | 0                   | 740                 | -740                | 0%               |
| 101 58802 205 |     | EMPLOYEE HEALTH INSURANCE      | 0                      | 0                 | 120                  | 0                   | 120                 | -120                | 0%               |
| 101 58802 212 |     | EMPLOYER MEDICARE              | 87                     | 0                 | 108                  | 0                   | 108                 | -108                | 0%               |
| 101 58802 299 |     | OTHER FRINGE BENEFITS          | 150                    | 300               | 400                  | 0                   | 400                 | -100                | 133%             |
| 101 58802 302 |     | ADVERTISING                    | 331                    | 0                 | 409                  | 0                   | 409                 | -409                | 0%               |
| 101 58802 307 |     | COMMUNICATION                  | 37                     | 0                 | 654                  | 346                 | 1,000               | -1,000              | 0%               |
| 101 58802 308 |     | CONSULTANTS                    | 6,305                  | 0                 | 798                  | 0                   | 798                 | -798                | 0%               |
| 101 58802 309 |     | CONTRACTS - GOVT AGENCIES      | 0                      | 4,050             | 4,049                | 0                   | 4,049               | 1                   | 100%             |
| 101 58802 312 |     | CONTRACTS - PRIVATE AGENCIES   | 34,942                 | 850               | 74,547               | 250                 | 74,797              | -73,947             | 8,800%           |
| 101 58802 331 |     | LEGAL SERVICES                 | 180                    | 0                 | 0                    | 0                   | 0                   | 0                   | 0%               |
| 101 58802 348 |     | POSTAL CHARGES                 | 5,000                  | 0                 | 0                    | 0                   | 0                   | 0                   | 0%               |
| 101 58802 350 |     | INTERNET CONNECTIVITY          | 0                      | 0                 | 352                  | 0                   | 352                 | -352                | 0%               |
| 101 58802 351 |     | RENTALS                        | 0                      | 0                 | 921                  | 415                 | 1,337               | -1,337              | 0%               |
| 101 58802 355 |     | TRAVEL                         | 90                     | 0                 | 0                    | 0                   | 0                   | 0                   | 0%               |
| 101 58802 356 |     | TUITION/REGISTRATION FEES      | 0                      | 0                 | 50                   | 0                   | 50                  | -50                 | 0%               |
| 101 58802 399 |     | OTHER CONTRACTED SERVICES      | 0                      | 0                 | 142                  | 0                   | 142                 | -142                | 0%               |
| 101 58802 410 |     | CUSTODIAL SUPPLIES             | 9,967                  | 0                 | 5,208                | 0                   | 5,208               | -5,208              | 0%               |
| 101 58802 413 |     | DRUGS AND MEDICAL SUPPLIES     | 638                    | 0                 | 0                    | 0                   | 0                   | 0                   | 0%               |
| 101 58802 415 |     | ELECTRICITY                    | 0                      | 0                 | 1,114                | 0                   | 1,114               | -1,114              | 0%               |
| 101 58802 422 |     | FOOD SUPPLIES                  | 0                      | 0                 | 408                  | 0                   | 408                 | -408                | 0%               |
| 101 58802 431 |     | LAW ENFORCEMENT SUPPLIES       | 10,823                 | 0                 | 1,570                | 0                   | 1,570               | -1,570              | 0%               |
| 101 58802 435 |     | OFFICE SUPPLIES                | 1,331                  | 0                 | 5,594                | 0                   | 5,594               | -5,594              | 0%               |

| Fnd   | Acct  | Obj | Obj                            | 2019-20<br>FY Activity | 2020-21<br>BUDGET | 2020-21<br>YTD SPEND | 2020-21<br>OPEN POS | 2020-21<br>YTD USED | REMAINING<br>BUDGET | % BUDGET<br>USED |
|-------|-------|-----|--------------------------------|------------------------|-------------------|----------------------|---------------------|---------------------|---------------------|------------------|
| 101   |       |     | GENERAL FUND                   |                        |                   |                      |                     |                     |                     |                  |
| 58802 |       |     | FEMA COVID 19                  |                        |                   |                      |                     |                     |                     |                  |
| 101   | 58802 | 454 | WATER AND SEWER                | 0                      | 0                 | 327                  | 0                   | 327                 | -327                | 0%               |
| 101   | 58802 | 499 | OTHER SUPPLIES AND MATERIALS   | 4,121                  | 0                 | 13,529               | 0                   | 13,529              | -13,529             | 0%               |
| 101   | 58802 | 599 | OTHER CHARGES                  | 134                    | 0                 | 0                    | 0                   | 0                   | 0                   | 0%               |
| 101   | 58802 | 707 | BUILDING IMPROVEMENTS          | 0                      | 0                 | 7,750                | 3,100               | 10,850              | -10,850             | 0%               |
| 101   | 58802 | 709 | DATA PROCESSING EQUIPMENT      | 185                    | 0                 | 781                  | 0                   | 781                 | -781                | 0%               |
| 101   | 58802 | --- | FEMA COVID 19                  | 81,156                 | 5,200             | 127,736              | 4,111               | 131,848             | -126,648            | 2,536%           |
| 58803 |       |     | TSLA CARES TECHNOLOGY GRANT    |                        |                   |                      |                     |                     |                     |                  |
| 101   | 58803 | 411 | DATA PROCESSING SUPPLIES       | 0                      | 744               | 489                  | 0                   | 489                 | 255                 | 66%              |
| 101   | 58803 | 709 | DATA PROCESSING EQUIPMENT      | 0                      | 3,199             | 3,112                | 353                 | 3,465               | -266                | 108%             |
| 101   | 58803 | --- | TSLA CARES TECHNOLOGY GRANT    | 0                      | 3,943             | 3,601                | 353                 | 3,954               | -11                 | 100%             |
| 58804 |       |     | STATE CARES ACT FUNDING (1.9M) |                        |                   |                      |                     |                     |                     |                  |
| 101   | 58804 | 000 |                                | 0                      | 1,929,105         | 0                    | 0                   | 0                   | 1,929,105           | 0%               |
| 101   | 58804 | 312 | CONTRACTS - PRIVATE AGENCIES   | 0                      | 0                 | 277,453              | 750                 | 278,203             | -278,203            | 0%               |
| 101   | 58804 | 413 | DRUGS AND MEDICAL SUPPLIES     | 0                      | 0                 | 2,709                | 0                   | 2,709               | -2,709              | 0%               |
| 101   | 58804 | 709 | DATA PROCESSING EQUIPMENT      | 0                      | 0                 | 861,392              | 0                   | 861,392             | -861,392            | 0%               |
| 101   | 58804 | 799 | OTHER CAPITAL OUTLAY           | 0                      | 0                 | 306,860              | 0                   | 306,860             | -306,860            | 0%               |
| 101   | 58804 | --- | STATE CARES ACT FUNDING (1.9M) | 0                      | 1,929,105         | 1,448,414            | 750                 | 1,449,164           | 479,941             | 75%              |
| 58900 |       |     | MISCELLANEOUS                  |                        |                   |                      |                     |                     |                     |                  |
| 101   | 58900 | 590 | TRANSFERS TO OTHER FUNDS       | 0                      | 150,000           | 0                    | 0                   | 0                   | 150,000             | 0%               |
| 101   | 58900 | --- | MISCELLANEOUS                  | 0                      | 150,000           | 0                    | 0                   | 0                   | 150,000             | 0%               |
| 101   | ----- | --- | GENERAL FUND                   | 40,643,478             | 44,905,650        | 38,004,897           | 1,024,029           | 39,028,924          | 5,876,751           | 87%              |
|       |       |     |                                | =====                  | =====             | =====                | =====               | =====               | =====               | =====            |

| Fnd   | Acct  | Obj | Obj                            | 2019-20<br>FY Activity | 2020-21<br>BUDGET | 2020-21<br>YTD SPEND | 2020-21<br>OPEN POS | 2020-21<br>YTD USED | REMAINING<br>BUDGET | % BUDGET<br>USED |
|-------|-------|-----|--------------------------------|------------------------|-------------------|----------------------|---------------------|---------------------|---------------------|------------------|
| 116   |       |     | SOLID WASTE/SANITATION         |                        |                   |                      |                     |                     |                     |                  |
| 55732 |       |     | CONVENIENCE CENTERS            |                        |                   |                      |                     |                     |                     |                  |
| 116   | 55732 | 105 | SUPERVISOR/DIRECTOR            | 54,774                 | 55,680            | 51,158               | 0                   | 51,158              | 4,522               | 92%              |
| 116   | 55732 | 141 | FOREMEN                        | 60,825                 | 39,070            | 35,475               | 0                   | 35,475              | 3,595               | 91%              |
| 116   | 55732 | 147 | TRUCK DRIVERS                  | 95,307                 | 111,130           | 94,543               | 0                   | 94,543              | 16,587              | 85%              |
| 116   | 55732 | 164 | ATTENDANTS                     | 252,285                | 281,800           | 235,993              | 0                   | 235,993             | 45,807              | 84%              |
| 116   | 55732 | 169 | PART-TIME PERSONNEL            | 41,316                 | 42,463            | 51,215               | 0                   | 51,215              | -8,752              | 121%             |
| 116   | 55732 | 201 | SOCIAL SECURITY                | 29,649                 | 32,870            | 27,532               | 0                   | 27,532              | 5,338               | 84%              |
| 116   | 55732 | 202 | HANDLING CHARGES & ADMINISTRAT | 197                    | 280               | 206                  | 0                   | 206                 | 74                  | 74%              |
| 116   | 55732 | 204 | PENSIONS                       | 43,218                 | 46,870            | 35,656               | 0                   | 35,656              | 11,214              | 76%              |
| 116   | 55732 | 205 | EMPLOYEE HEALTH INSURANCE      | 167,346                | 159,500           | 141,264              | 0                   | 141,264             | 18,236              | 89%              |
| 116   | 55732 | 206 | LIFE INSURANCE                 | 0                      | 3,469             | 3,469                | 0                   | 3,469               | 0                   | 100%             |
| 116   | 55732 | 212 | EMPLOYER MEDICARE              | 6,939                  | 7,690             | 6,439                | 0                   | 6,439               | 1,251               | 84%              |
| 116   | 55732 | 307 | COMMUNICATION                  | 2,972                  | 3,110             | 2,131                | 280                 | 2,411               | 700                 | 78%              |
| 116   | 55732 | 308 | CONSULTANTS                    | 0                      | 3,000             | 3,000                | 0                   | 3,000               | 0                   | 100%             |
| 116   | 55732 | 312 | CONTRACTS - PRIVATE AGENCIES   | 240                    | 400               | 292                  | 208                 | 500                 | -100                | 125%             |
| 116   | 55732 | 320 | DUES AND MEMBERSHIPS           | 100                    | 100               | 100                  | 0                   | 100                 | 0                   | 100%             |
| 116   | 55732 | 327 | FREIGHT EXPENSES               | 16                     | 575               | 572                  | 0                   | 572                 | 3                   | 99%              |
| 116   | 55732 | 333 | LICENSES                       | 45                     | 25                | 23                   | 0                   | 23                  | 3                   | 90%              |
| 116   | 55732 | 335 | MAINTENANCE AND REPAIR BLDG    | 9,696                  | 1,500             | 244                  | 1                   | 245                 | 1,255               | 16%              |
| 116   | 55732 | 336 | MAINTENANCE AND REPAIR EQUIP   | 29,900                 | 37,100            | 30,174               | 3,157               | 33,331              | 3,769               | 90%              |
| 116   | 55732 | 338 | MAINTENANCE AND REPAIR VEHICLE | 16,497                 | 34,000            | 25,511               | 7,203               | 32,714              | 1,286               | 96%              |
| 116   | 55732 | 340 | MEDICAL AND DENTAL SERVICES    | 0                      | 540               | 312                  | 328                 | 640                 | -100                | 119%             |
| 116   | 55732 | 348 | POSTAL CHARGES                 | 45                     | 100               | 42                   | 0                   | 42                  | 58                  | 42%              |
| 116   | 55732 | 350 | INTERNET CONNECTIVITY          | 3,124                  | 4,260             | 3,044                | 0                   | 3,044               | 1,216               | 71%              |
| 116   | 55732 | 351 | RENTALS                        | 21,800                 | 22,000            | 21,906               | 69                  | 21,975              | 25                  | 100%             |
| 116   | 55732 | 353 | TOWING SERVICES                | 150                    | 1,275             | 1,275                | 0                   | 1,275               | 0                   | 100%             |
| 116   | 55732 | 355 | TRAVEL                         | 467                    | 0                 | 0                    | 0                   | 0                   | 0                   | 0%               |
| 116   | 55732 | 359 | DISPOSAL FEES                  | 363,746                | 365,000           | 308,550              | 1,060               | 309,610             | 55,390              | 85%              |
| 116   | 55732 | 399 | OTHER CONTRACTED SERVICES      | 12                     | 0                 | 0                    | 0                   | 0                   | 0                   | 0%               |
| 116   | 55732 | 409 | CRUSHED STONE                  | 152                    | 0                 | 0                    | 0                   | 0                   | 0                   | 0%               |
| 116   | 55732 | 410 | CUSTODIAL SUPPLIES             | 1,153                  | 800               | 499                  | 0                   | 499                 | 301                 | 62%              |
| 116   | 55732 | 412 | DIESEL FUEL                    | 46,071                 | 45,500            | 36,115               | 7,885               | 44,000              | 1,500               | 97%              |
| 116   | 55732 | 415 | ELECTRICITY                    | 9,758                  | 11,000            | 7,831                | 0                   | 7,831               | 3,169               | 71%              |
| 116   | 55732 | 418 | EQUIPMENT AND MACHINERY PARTS  | 2,389                  | 6,500             | 4,821                | 1,121               | 5,942               | 558                 | 91%              |
| 116   | 55732 | 424 | GARAGE SUPPLIES                | 0                      | 650               | 272                  | 278                 | 550                 | 100                 | 85%              |
| 116   | 55732 | 425 | GASOLINE                       | 5,824                  | 6,715             | 4,449                | 1,051               | 5,500               | 1,215               | 82%              |
| 116   | 55732 | 426 | GENERAL CONSTRUCTION MATERIALS | 0                      | 2,950             | 752                  | 198                 | 950                 | 2,000               | 32%              |
| 116   | 55732 | 429 | INSTRUCTIONAL SUPPLIES & MATER | 800                    | 1,000             | 800                  | 0                   | 800                 | 200                 | 80%              |
| 116   | 55732 | 433 | LUBRICANTS                     | 3,889                  | 5,500             | 1,333                | 562                 | 1,895               | 3,605               | 34%              |
| 116   | 55732 | 435 | OFFICE SUPPLIES                | 195                    | 360               | 354                  | 0                   | 354                 | 6                   | 98%              |
| 116   | 55732 | 442 | PROPANE GAS                    | 810                    | 1,200             | 797                  | 203                 | 1,000               | 200                 | 83%              |
| 116   | 55732 | 446 | SMALL TOOLS                    | 0                      | 1,300             | 621                  | 380                 | 1,001               | 299                 | 77%              |
| 116   | 55732 | 450 | TIRES AND TUBES                | 18,912                 | 23,700            | 19,245               | 2,347               | 21,592              | 2,108               | 91%              |
| 116   | 55732 | 451 | UNIFORMS                       | 0                      | 600               | 353                  | 123                 | 476                 | 124                 | 79%              |
| 116   | 55732 | 453 | VEHICLE PARTS                  | 863                    | 4,400             | 1,957                | 1,429               | 3,386               | 1,014               | 77%              |
| 116   | 55732 | 454 | WATER AND SEWER                | 1,101                  | 2,700             | 2,491                | 76                  | 2,567               | 133                 | 95%              |
| 116   | 55732 | 462 | WIRE                           | 0                      | 5,110             | 5,143                | 0                   | 5,143               | -33                 | 101%             |
| 116   | 55732 | 499 | OTHER SUPPLIES AND MATERIALS   | 6,761                  | 2,990             | 2,049                | 998                 | 3,047               | -57                 | 102%             |
| 116   | 55732 | 502 | INSURANCE-BLDG AND CONTENTS    | 222                    | 1,161             | 1,161                | 0                   | 1,161               | 0                   | 100%             |
| 116   | 55732 | 506 | INSURANCE-LIABILITY            | 3,461                  | 3,444             | 3,444                | 0                   | 3,444               | 0                   | 100%             |
| 116   | 55732 | 510 | TRUSTEE'S COMMISSION           | 22,052                 | 22,000            | 22,492               | 0                   | 22,492              | -492                | 102%             |
| 116   | 55732 | 511 | INSURANCE-VEHICLE/EQUIP        | 5,166                  | 7,100             | 7,092                | 0                   | 7,092               | 8                   | 100%             |
| 116   | 55732 | 513 | WORKMAN'S COMPENSATION INSURAN | 17,493                 | 22,300            | 22,242               | 0                   | 22,242              | 58                  | 100%             |
| 116   | 55732 | 515 | LIABILITY CLAIMS               | 500                    | 0                 | 0                    | 0                   | 0                   | 0                   | 0%               |
| 116   | 55732 | 590 | TRANSFERS TO OTHER FUNDS       | 32,000                 | 32,000            | 32,000               | 0                   | 32,000              | 0                   | 100%             |



| Fnd   | Acct  | Obj | Obj                           | 2019-20<br>FY Activity | 2020-21<br>BUDGET | 2020-21<br>YTD SPEND | 2020-21<br>OPEN POS | 2020-21<br>YTD USED | REMAINING<br>BUDGET | % BUDGET<br>USED |
|-------|-------|-----|-------------------------------|------------------------|-------------------|----------------------|---------------------|---------------------|---------------------|------------------|
| 116   |       |     | SOLID WASTE/SANITATION        |                        |                   |                      |                     |                     |                     |                  |
| 55732 |       |     | CONVENIENCE CENTERS           |                        |                   |                      |                     |                     |                     |                  |
| 116   | 55732 | 599 | OTHER CHARGES                 | 92                     | 1,100             | 0                    | 0                   | 0                   | 1,100               | 0%               |
| 116   | 55732 | 706 | BUILDING CONSTRUCTION         | 6,828                  | 0                 | 0                    | 0                   | 0                   | 0                   | 0%               |
| 116   | 55732 | 733 | SOLID WASTE EQUIPMENT         | 6,419                  | 28,000            | 23,800               | 0                   | 23,800              | 4,200               | 85%              |
| 116   | 55732 | --- | CONVENIENCE CENTERS           | 1,393,577              | 1,493,887         | 1,282,239            | 28,957              | 1,311,196           | 182,693             | 88%              |
| 55759 |       |     | OTHER WASTE DISPOSAL          |                        |                   |                      |                     |                     |                     |                  |
| 116   | 55759 | 141 | FOREMEN                       | 40,982                 | 40,841            | 38,273               | 0                   | 38,273              | 2,568               | 94%              |
| 116   | 55759 | 164 | ATTENDANTS                    | 21,265                 | 20,890            | 15,488               | 0                   | 15,488              | 5,402               | 74%              |
| 116   | 55759 | 169 | PART-TIME PERSONNEL           | 21,753                 | 25,300            | 27,423               | 0                   | 27,423              | -2,123              | 108%             |
| 116   | 55759 | 201 | SOCIAL SECURITY               | 5,028                  | 5,170             | 4,885                | 0                   | 4,885               | 285                 | 94%              |
| 116   | 55759 | 204 | PENSIONS                      | 5,188                  | 5,940             | 4,854                | 0                   | 4,854               | 1,086               | 82%              |
| 116   | 55759 | 205 | EMPLOYEE HEALTH INSURANCE     | 12,474                 | 14,300            | 11,880               | 0                   | 11,880              | 2,420               | 83%              |
| 116   | 55759 | 210 | UNEMPLOYMENT COMPENSATION     | 310                    | 0                 | 356                  | 0                   | 356                 | -356                | 0%               |
| 116   | 55759 | 212 | EMPLOYER MEDICARE             | 1,177                  | 1,210             | 1,142                | 0                   | 1,142               | 68                  | 94%              |
| 116   | 55759 | 307 | COMMUNICATION                 | 1,470                  | 1,800             | 977                  | 223                 | 1,200               | 600                 | 67%              |
| 116   | 55759 | 312 | CONTRACTS - PRIVATE AGENCIES  | 102,492                | 101,800           | 90,804               | 0                   | 90,804              | 10,996              | 89%              |
| 116   | 55759 | 333 | LICENSES                      | 0                      | 100               | 0                    | 0                   | 0                   | 100                 | 0%               |
| 116   | 55759 | 335 | MAINTENANCE AND REPAIR BLDG   | 0                      | 400               | 0                    | 0                   | 0                   | 400                 | 0%               |
| 116   | 55759 | 336 | MAINTENANCE AND REPAIR EQUIP  | 0                      | 500               | 350                  | 0                   | 350                 | 150                 | 70%              |
| 116   | 55759 | 355 | TRAVEL                        | 0                      | 300               | 0                    | 0                   | 0                   | 300                 | 0%               |
| 116   | 55759 | 356 | TUITION/REGISTRATION FEES     | 0                      | 375               | 0                    | 0                   | 0                   | 375                 | 0%               |
| 116   | 55759 | 361 | PERMITS                       | 175                    | 300               | 175                  | 0                   | 175                 | 125                 | 58%              |
| 116   | 55759 | 410 | CUSTODIAL SUPPLIES            | 0                      | 200               | 0                    | 0                   | 0                   | 200                 | 0%               |
| 116   | 55759 | 415 | ELECTRICITY                   | 921                    | 1,200             | 972                  | 0                   | 972                 | 228                 | 81%              |
| 116   | 55759 | 418 | EQUIPMENT AND MACHINERY PARTS | 0                      | 900               | 0                    | 0                   | 0                   | 900                 | 0%               |
| 116   | 55759 | 435 | OFFICE SUPPLIES               | 853                    | 1,000             | 30                   | 0                   | 30                  | 970                 | 3%               |
| 116   | 55759 | 451 | UNIFORMS                      | 0                      | 200               | 0                    | 200                 | 200                 | 0                   | 100%             |
| 116   | 55759 | 454 | WATER AND SEWER               | 154                    | 250               | 235                  | 0                   | 235                 | 15                  | 94%              |
| 116   | 55759 | 499 | OTHER SUPPLIES AND MATERIALS  | 458                    | 500               | 0                    | 0                   | 0                   | 500                 | 0%               |
| 116   | 55759 | --- | OTHER WASTE DISPOSAL          | 214,700                | 223,476           | 197,844              | 423                 | 198,267             | 25,209              | 89%              |
| 58802 |       |     | FEMA COVID 19                 |                        |                   |                      |                     |                     |                     |                  |
| 116   | 58802 | 499 | OTHER SUPPLIES AND MATERIALS  | 192                    | 0                 | 0                    | 0                   | 0                   | 0                   | 0%               |
| 116   | 58802 | --- | FEMA COVID 19                 | 192                    | 0                 | 0                    | 0                   | 0                   | 0                   | 0%               |
| 116   | ----- | --- | SOLID WASTE/SANITATION        | 1,608,469              | 1,717,363         | 1,480,083            | 29,380              | 1,509,463           | 207,902             | 88%              |

| Fnd   | Acct  | Obj | Obj                           | 2019-20<br>FY Activity | 2020-21<br>BUDGET | 2020-21<br>YTD SPEND | 2020-21<br>OPEN POS | 2020-21<br>YTD USED | REMAINING<br>BUDGET | % BUDGET<br>USED |
|-------|-------|-----|-------------------------------|------------------------|-------------------|----------------------|---------------------|---------------------|---------------------|------------------|
| 122   |       |     | DRUG FUND                     |                        |                   |                      |                     |                     |                     |                  |
| 54150 |       |     | DRUG ENFORCEMENT              |                        |                   |                      |                     |                     |                     |                  |
| 122   | 54150 | 309 | CONTRACTS - GOVT AGENCIES     | 0                      | 6,000             | 6,000                | 0                   | 6,000               | 0                   | 100%             |
| 122   | 54150 | 316 | CONTRIBUTIONS                 | 1,000                  | 1,000             | 0                    | 0                   | 0                   | 1,000               | 0%               |
| 122   | 54150 | 319 | CONFIDENTIAL DRUG ENFORCEMENT | 0                      | 5,000             | 0                    | 0                   | 0                   | 5,000               | 0%               |
| 122   | 54150 | 320 | DUES AND MEMBERSHIPS          | 0                      | 0                 | 45                   | 0                   | 45                  | -45                 | 0%               |
| 122   | 54150 | 333 | LICENSES                      | 0                      | 0                 | 120                  | 0                   | 120                 | -120                | 0%               |
| 122   | 54150 | 351 | RENTALS                       | 0                      | 0                 | 439                  | 62                  | 500                 | -500                | 0%               |
| 122   | 54150 | 355 | TRAVEL                        | 0                      | 21,500            | 12,752               | 0                   | 12,752              | 8,748               | 59%              |
| 122   | 54150 | 356 | TUITION/REGISTRATION FEES     | 0                      | 17,000            | 13,500               | 0                   | 13,500              | 3,500               | 79%              |
| 122   | 54150 | 431 | LAW ENFORCEMENT SUPPLIES      | 0                      | 18,500            | 15,030               | 0                   | 15,030              | 3,470               | 81%              |
| 122   | 54150 | 499 | OTHER SUPPLIES AND MATERIALS  | 468                    | 5,000             | 0                    | 0                   | 0                   | 5,000               | 0%               |
| 122   | 54150 | 510 | TRUSTEE'S COMMISSION          | 184                    | 600               | 95                   | 0                   | 95                  | 505                 | 16%              |
| 122   | 54150 | 599 | OTHER CHARGES                 | 0                      | 15,000            | 0                    | 0                   | 0                   | 15,000              | 0%               |
| 122   | 54150 | 709 | DATA PROCESSING EQUIPMENT     | 42,192                 | 0                 | 0                    | 0                   | 0                   | 0                   | 0%               |
| 122   | 54150 | 716 | LAW ENFORCEMENT EQUIPMENT     | 0                      | 25,000            | 0                    | 0                   | 0                   | 25,000              | 0%               |
| 122   | 54150 | --- | DRUG ENFORCEMENT              | 43,844                 | 114,600           | 47,981               | 62                  | 48,042              | 66,558              | 42%              |
| 122   | ----- | --- | DRUG FUND                     | 43,844                 | 114,600           | 47,981               | 62                  | 48,042              | 66,558              | 42%              |
|       |       |     |                               | =====                  | =====             | =====                | =====               | =====               | =====               | =====            |

| Fnd Acct      | Obj | Obj                            | 2019-20<br>FY Activity | 2020-21<br>BUDGET | 2020-21<br>YTD SPEND | 2020-21<br>OPEN POS | 2020-21<br>YTD USED | REMAINING<br>BUDGET | % BUDGET<br>USED |
|---------------|-----|--------------------------------|------------------------|-------------------|----------------------|---------------------|---------------------|---------------------|------------------|
| 131           |     | HIGHWAY FUND                   |                        |                   |                      |                     |                     |                     |                  |
| 58802         |     | FEMA COVID 19                  |                        |                   |                      |                     |                     |                     |                  |
| 131 58802 410 |     | CUSTODIAL SUPPLIES             | 292                    | 200               | 549                  | 0                   | 549                 | -349                | 274%             |
| 131 58802 --- |     | FEMA COVID 19                  | 292                    | 200               | 549                  | 0                   | 549                 | -349                | 274%             |
| 61000         |     | ADMINISTRATION                 |                        |                   |                      |                     |                     |                     |                  |
| 131 61000 101 |     | COUNTY OFFICIAL/ADMINISTRATIVE | 112,853                | 116,770           | 107,028              | 0                   | 107,028             | 9,742               | 92%              |
| 131 61000 103 |     | ASSISTANT(S)                   | 79,834                 | 81,930            | 75,269               | 0                   | 75,269              | 6,661               | 92%              |
| 131 61000 120 |     | COMPUTER PROGRAMMER(S)         | 43,028                 | 44,170            | 40,578               | 0                   | 40,578              | 3,592               | 92%              |
| 131 61000 161 |     | SECRETARY(S)                   | 94,393                 | 96,900            | 89,018               | 0                   | 89,018              | 7,882               | 92%              |
| 131 61000 189 |     | OTHER SALARIES & WAGES         | 16,361                 | 16,800            | 15,427               | 0                   | 15,427              | 1,373               | 92%              |
| 131 61000 201 |     | SOCIAL SECURITY                | 20,773                 | 21,970            | 19,615               | 0                   | 19,615              | 2,355               | 89%              |
| 131 61000 202 |     | HANDLING CHARGES & ADMINISTRAT | 472                    | 1,000             | 532                  | 0                   | 532                 | 468                 | 53%              |
| 131 61000 204 |     | PENSIONS                       | 33,297                 | 34,270            | 31,455               | 0                   | 31,455              | 2,815               | 92%              |
| 131 61000 205 |     | EMPLOYEE HEALTH INSURANCE      | 54,324                 | 68,310            | 62,618               | 0                   | 62,618              | 5,693               | 92%              |
| 131 61000 206 |     | LIFE INSURANCE                 | 5,624                  | 13,800            | 8,783                | 0                   | 8,783               | 5,017               | 64%              |
| 131 61000 210 |     | UNEMPLOYMENT COMPENSATION      | 2,072                  | 13,500            | 7,968                | 0                   | 7,968               | 5,532               | 59%              |
| 131 61000 212 |     | EMPLOYER MEDICARE              | 4,861                  | 5,140             | 4,588                | 0                   | 4,588               | 552                 | 89%              |
| 131 61000 299 |     | OTHER FRINGE BENEFITS          | 645                    | 600               | 258                  | 0                   | 258                 | 342                 | 43%              |
| 131 61000 302 |     | ADVERTISING                    | 0                      | 2,000             | 235                  | 1,265               | 1,500               | 500                 | 75%              |
| 131 61000 307 |     | COMMUNICATION                  | 6,205                  | 10,000            | 4,954                | 1,550               | 6,504               | 3,496               | 65%              |
| 131 61000 312 |     | CONTRACTS - PRIVATE AGENCIES   | 105,359                | 5,550             | 3,610                | 0                   | 3,610               | 1,940               | 65%              |
| 131 61000 320 |     | DUES AND MEMBERSHIPS           | 5,047                  | 5,300             | 4,797                | 350                 | 5,147               | 153                 | 97%              |
| 131 61000 322 |     | EVALUATION AND TESTING         | 1,875                  | 6,500             | 4,808                | 1,082               | 5,890               | 610                 | 91%              |
| 131 61000 327 |     | FREIGHT EXPENSES               | 31                     | 1,300             | 909                  | 0                   | 909                 | 391                 | 70%              |
| 131 61000 328 |     | JANITORIAL SERVICES            | 0                      | 4,350             | 3,500                | 400                 | 3,900               | 450                 | 90%              |
| 131 61000 332 |     | LEGAL NOTICES, RECORDING COURT | 3,911                  | 2,500             | 358                  | 200                 | 558                 | 1,942               | 22%              |
| 131 61000 333 |     | LICENSES                       | 230                    | 300               | 260                  | 23                  | 283                 | 18                  | 94%              |
| 131 61000 334 |     | MAINTENANCE AGREEMENTS         | 12,666                 | 14,500            | 12,788               | 376                 | 13,163              | 1,337               | 91%              |
| 131 61000 335 |     | MAINTENANCE AND REPAIR BLDG    | 0                      | 2,900             | 30                   | 0                   | 30                  | 2,870               | 1%               |
| 131 61000 337 |     | MAINTENANCE AND REPAIR OFF EQP | 0                      | 200               | 0                    | 0                   | 0                   | 200                 | 0%               |
| 131 61000 338 |     | MAINTENANCE AND REPAIR VEHICLE | 0                      | 600               | 579                  | 0                   | 579                 | 21                  | 96%              |
| 131 61000 347 |     | PEST CONTROL                   | 770                    | 800               | 660                  | 60                  | 720                 | 80                  | 90%              |
| 131 61000 348 |     | POSTAL CHARGES                 | 100                    | 150               | 134                  | 16                  | 150                 | 0                   | 100%             |
| 131 61000 349 |     | PRINTING, STATIONERY AND FORMS | 175                    | 1,500             | 248                  | 0                   | 248                 | 1,253               | 17%              |
| 131 61000 350 |     | INTERNET CONNECTIVITY          | 0                      | 2,500             | 1,558                | 466                 | 2,024               | 476                 | 81%              |
| 131 61000 351 |     | RENTALS                        | 0                      | 300               | 107                  | 0                   | 107                 | 193                 | 36%              |
| 131 61000 355 |     | TRAVEL                         | 3,351                  | 4,000             | 252                  | 0                   | 252                 | 3,748               | 6%               |
| 131 61000 356 |     | TUITION/REGISTRATION FEES      | 555                    | 350               | 350                  | 0                   | 350                 | 0                   | 100%             |
| 131 61000 399 |     | OTHER CONTRACTED SERVICES      | 7,825                  | 6,600             | 60                   | 0                   | 60                  | 6,540               | 1%               |
| 131 61000 410 |     | CUSTODIAL SUPPLIES             | 891                    | 1,000             | 395                  | 0                   | 395                 | 605                 | 39%              |
| 131 61000 411 |     | DATA PROCESSING SUPPLIES       | 1,569                  | 5,000             | 990                  | 100                 | 1,090               | 3,911               | 22%              |
| 131 61000 415 |     | ELECTRICITY                    | 3,780                  | 5,500             | 3,003                | 0                   | 3,003               | 2,497               | 55%              |
| 131 61000 426 |     | GENERAL CONSTRUCTION MATERIALS | 39                     | 500               | 96                   | 0                   | 96                  | 404                 | 19%              |
| 131 61000 434 |     | NATURAL GAS                    | 1,870                  | 3,500             | 1,345                | 0                   | 1,345               | 2,155               | 38%              |
| 131 61000 435 |     | OFFICE SUPPLIES                | 986                    | 3,500             | 2,780                | 393                 | 3,173               | 327                 | 91%              |
| 131 61000 454 |     | WATER AND SEWER                | 820                    | 2,000             | 618                  | 0                   | 618                 | 1,382               | 31%              |
| 131 61000 499 |     | OTHER SUPPLIES AND MATERIALS   | 1,982                  | 3,000             | 864                  | 16                  | 880                 | 2,120               | 29%              |
| 131 61000 502 |     | INSURANCE-BLDG AND CONTENTS    | 5,590                  | 10,098            | 10,098               | 0                   | 10,098              | 0                   | 100%             |
| 131 61000 506 |     | INSURANCE-LIABILITY            | 11,348                 | 13,000            | 12,728               | 0                   | 12,728              | 272                 | 98%              |
| 131 61000 510 |     | TRUSTEE'S COMMISSION           | 132,327                | 133,000           | 131,127              | 0                   | 131,127             | 1,873               | 99%              |
| 131 61000 511 |     | INSURANCE-VEHICLE/EQUIP        | 40,563                 | 39,500            | 38,897               | 0                   | 38,897              | 603                 | 98%              |
| 131 61000 513 |     | WORKMAN'S COMPENSATION INSURAN | 127,903                | 112,000           | 111,788              | 0                   | 111,788             | 212                 | 100%             |
| 131 61000 515 |     | LIABILITY CLAIMS               | 705                    | 0                 | 0                    | 0                   | 0                   | 0                   | 0%               |

| Fnd   | Acct  | Obj | Obj                            | 2019-20<br>FY Activity | 2020-21<br>BUDGET | 2020-21<br>YTD SPEND | 2020-21<br>OPEN POS | 2020-21<br>YTD USED | REMAINING<br>BUDGET | % BUDGET<br>USED |
|-------|-------|-----|--------------------------------|------------------------|-------------------|----------------------|---------------------|---------------------|---------------------|------------------|
| 131   |       |     | HIGHWAY FUND                   |                        |                   |                      |                     |                     |                     |                  |
| 61000 |       |     | ADMINISTRATION                 |                        |                   |                      |                     |                     |                     |                  |
| 131   | 61000 | 530 | FINES, ASSESSMENTS, PENALTIES  | 0                      | 0                 | 20                   | 0                   | 20                  | -20                 | 0%               |
| 131   | 61000 | 599 | OTHER CHARGES                  | 2                      | 52                | 0                    | 0                   | 0                   | 52                  | 0%               |
| 131   | 61000 | 707 | BUILDING IMPROVEMENTS          | 0                      | 15,000            | 8,535                | 0                   | 8,535               | 6,465               | 57%              |
| 131   | 61000 | 709 | DATA PROCESSING EQUIPMENT      | 7,921                  | 6,800             | 0                    | 1,177               | 1,177               | 5,623               | 17%              |
| 131   | 61000 | --- | ADMINISTRATION                 | 954,933                | 940,810           | 826,618              | 7,474               | 834,091             | 106,723             | 89%              |
| 62000 |       |     | HIGHWAY AND BRIDGE MAINTENANCE |                        |                   |                      |                     |                     |                     |                  |
| 131   | 62000 | 105 | SUPERVISOR/DIRECTOR            | 70,282                 | 72,140            | 66,274               | 0                   | 66,274              | 5,866               | 92%              |
| 131   | 62000 | 141 | FOREMEN                        | 208,878                | 214,410           | 196,982              | 0                   | 196,982             | 17,428              | 92%              |
| 131   | 62000 | 144 | EQUIPMENT OPERATORS - HEAVY    | 272,270                | 381,150           | 267,020              | 0                   | 267,020             | 114,130             | 70%              |
| 131   | 62000 | 145 | EQUIPMENT OPERATORS - LIGHT    | 206,656                | 241,980           | 143,197              | 0                   | 143,197             | 98,783              | 59%              |
| 131   | 62000 | 147 | TRUCK DRIVERS                  | 343,326                | 364,210           | 298,370              | 0                   | 298,370             | 65,840              | 82%              |
| 131   | 62000 | 149 | LABORERS                       | 254,075                | 319,170           | 215,047              | 0                   | 215,047             | 104,123             | 67%              |
| 131   | 62000 | 169 | PART-TIME PERSONNEL            | 0                      | 3,900             | 0                    | 0                   | 0                   | 3,900               | 0%               |
| 131   | 62000 | 187 | OVERTIME PAY                   | 311                    | 4,000             | 222                  | 0                   | 222                 | 3,778               | 6%               |
| 131   | 62000 | 201 | SOCIAL SECURITY                | 79,365                 | 109,920           | 69,511               | 0                   | 69,511              | 40,409              | 63%              |
| 131   | 62000 | 204 | PENSIONS                       | 137,573                | 158,930           | 109,095              | 0                   | 109,095             | 49,835              | 69%              |
| 131   | 62000 | 205 | EMPLOYEE HEALTH INSURANCE      | 492,134                | 464,940           | 418,266              | 0                   | 418,266             | 46,674              | 90%              |
| 131   | 62000 | 212 | EMPLOYER MEDICARE              | 18,574                 | 24,070            | 16,257               | 0                   | 16,257              | 7,813               | 68%              |
| 131   | 62000 | 299 | OTHER FRINGE BENEFITS          | 234                    | 300               | 108                  | 0                   | 108                 | 192                 | 36%              |
| 131   | 62000 | 307 | COMMUNICATION                  | 10,558                 | 9,700             | 8,587                | 594                 | 9,181               | 519                 | 95%              |
| 131   | 62000 | 312 | CONTRACTS - PRIVATE AGENCIES   | 50,979                 | 65,000            | 63,789               | 0                   | 63,789              | 1,211               | 98%              |
| 131   | 62000 | 321 | ENGINEERING SERVICES           | 12,500                 | 15,000            | 2,103                | 1                   | 2,104               | 12,897              | 14%              |
| 131   | 62000 | 327 | FREIGHT EXPENSES               | 68                     | 1,000             | 25                   | 0                   | 25                  | 975                 | 3%               |
| 131   | 62000 | 334 | MAINTENANCE AGREEMENTS         | 379                    | 400               | 0                    | 0                   | 0                   | 400                 | 0%               |
| 131   | 62000 | 335 | MAINTENANCE AND REPAIR BLDG    | 117                    | 3,000             | 0                    | 0                   | 0                   | 3,000               | 0%               |
| 131   | 62000 | 336 | MAINTENANCE AND REPAIR EQUIP   | 533                    | 5,000             | 221                  | 0                   | 221                 | 4,779               | 4%               |
| 131   | 62000 | 350 | INTERNET CONNECTIVITY          | 0                      | 400               | 165                  | 0                   | 165                 | 235                 | 41%              |
| 131   | 62000 | 351 | RENTALS                        | 2,223                  | 1,500             | 305                  | 138                 | 443                 | 1,057               | 30%              |
| 131   | 62000 | 359 | DISPOSAL FEES                  | 0                      | 1,000             | 470                  | 0                   | 470                 | 531                 | 47%              |
| 131   | 62000 | 361 | PERMITS                        | 1,900                  | 2,000             | 980                  | 0                   | 980                 | 1,020               | 49%              |
| 131   | 62000 | 399 | OTHER CONTRACTED SERVICES      | 3,204                  | 6,000             | 0                    | 0                   | 0                   | 6,000               | 0%               |
| 131   | 62000 | 408 | CONCRETE                       | 6,606                  | 15,000            | 2,897                | 1                   | 2,898               | 12,102              | 19%              |
| 131   | 62000 | 409 | CRUSHED STONE                  | 51,235                 | 83,000            | 44,482               | 5,518               | 50,000              | 33,000              | 60%              |
| 131   | 62000 | 411 | DATA PROCESSING SUPPLIES       | 290                    | 1,500             | 289                  | 0                   | 289                 | 1,211               | 19%              |
| 131   | 62000 | 412 | DIESEL FUEL                    | 58,157                 | 110,000           | 40,155               | 58,542              | 98,697              | 11,303              | 90%              |
| 131   | 62000 | 415 | ELECTRICITY                    | 7,816                  | 13,000            | 6,692                | 0                   | 6,692               | 6,308               | 51%              |
| 131   | 62000 | 417 | EQUIPMENT PARTS - LIGHT        | 323                    | 1,200             | 919                  | 0                   | 919                 | 281                 | 77%              |
| 131   | 62000 | 420 | FERTILIZER, LIME AND SEED      | 1,883                  | 4,000             | 1,843                | 250                 | 2,093               | 1,907               | 52%              |
| 131   | 62000 | 425 | GASOLINE                       | 49,318                 | 80,000            | 46,856               | 8,669               | 55,525              | 24,475              | 69%              |
| 131   | 62000 | 426 | GENERAL CONSTRUCTION MATERIALS | 3,132                  | 5,000             | 2,334                | 804                 | 3,138               | 1,862               | 63%              |
| 131   | 62000 | 427 | ICE                            | 145                    | 400               | 180                  | 120                 | 300                 | 100                 | 75%              |
| 131   | 62000 | 436 | OTHER ROAD MATERIALS/PAINT     | 0                      | 80,000            | 23,033               | 19,900              | 42,933              | 37,067              | 54%              |
| 131   | 62000 | 440 | PIPE - METAL                   | 17,007                 | 25,500            | 25,400               | 0                   | 25,400              | 100                 | 100%             |
| 131   | 62000 | 444 | SALT                           | 0                      | 80,000            | 33,589               | 0                   | 33,589              | 46,411              | 42%              |
| 131   | 62000 | 446 | SMALL TOOLS                    | 684                    | 3,000             | 849                  | 0                   | 849                 | 2,151               | 28%              |
| 131   | 62000 | 451 | UNIFORMS                       | 11,968                 | 12,000            | 9,993                | 2,005               | 11,998              | 2                   | 100%             |
| 131   | 62000 | 454 | WATER AND SEWER                | 1,373                  | 1,700             | 1,338                | 0                   | 1,338               | 362                 | 79%              |
| 131   | 62000 | 467 | FENCING                        | 787                    | 1,500             | 41                   | 0                   | 41                  | 1,459               | 3%               |
| 131   | 62000 | 499 | OTHER SUPPLIES AND MATERIALS   | 48,352                 | 29,600            | 392                  | 0                   | 392                 | 29,208              | 1%               |
| 131   | 62000 | 599 | OTHER CHARGES                  | 0                      | 5,000             | 0                    | 0                   | 0                   | 5,000               | 0%               |
| 131   | 62000 | 706 | BUILDING CONSTRUCTION          | 0                      | 2,000             | 0                    | 0                   | 0                   | 2,000               | 0%               |

| Fnd Acct  | Obj | Obj | FY Activity                    | 2019-20<br>BUDGET | 2020-21<br>YTD SPEND | 2020-21<br>OPEN POS | 2020-21<br>YTD USED | REMAINING<br>BUDGET | % BUDGET<br>USED |
|-----------|-----|-----|--------------------------------|-------------------|----------------------|---------------------|---------------------|---------------------|------------------|
| 131       |     |     | HIGHWAY FUND                   |                   |                      |                     |                     |                     |                  |
| 62000     |     |     | HIGHWAY AND BRIDGE MAINTENANCE |                   |                      |                     |                     |                     |                  |
| 131 62000 | --- |     | HIGHWAY AND BRIDGE MAINTENANCE | 2,425,215         | 3,022,520            | 2,118,276           | 96,542              | 2,214,818           | 807,704 73%      |
| 63100     |     |     | OPERATION AND MAINTENANCE OF E |                   |                      |                     |                     |                     |                  |
| 131 63100 | 132 |     | MATERIALS SUPERVISOR           | 46,820            | 47,610               | 43,317              | 0                   | 43,317              | 4,293 91%        |
| 131 63100 | 141 |     | FOREMEN                        | 156,672           | 158,080              | 143,833             | 0                   | 143,833             | 14,247 91%       |
| 131 63100 | 142 |     | MECHANIC(S)                    | 115,790           | 160,860              | 109,787             | 0                   | 109,787             | 51,073 68%       |
| 131 63100 | 187 |     | OVERTIME PAY                   | 0                 | 3,000                | 0                   | 0                   | 3,000               | 0 0%             |
| 131 63100 | 201 |     | SOCIAL SECURITY                | 18,933            | 22,730               | 17,509              | 0                   | 17,509              | 5,221 77%        |
| 131 63100 | 204 |     | PENSIONS                       | 30,683            | 35,230               | 28,536              | 0                   | 28,536              | 6,694 81%        |
| 131 63100 | 205 |     | EMPLOYEE HEALTH INSURANCE      | 82,296            | 89,160               | 81,725              | 0                   | 81,725              | 7,436 92%        |
| 131 63100 | 212 |     | EMPLOYER MEDICARE              | 4,431             | 5,320                | 4,095               | 0                   | 4,095               | 1,225 77%        |
| 131 63100 | 307 |     | COMMUNICATION                  | 3,302             | 4,600                | 2,507               | 658                 | 3,165               | 1,435 69%        |
| 131 63100 | 322 |     | EVALUATION AND TESTING         | 375               | 1,000                | 0                   | 0                   | 1,000               | 0 0%             |
| 131 63100 | 327 |     | FREIGHT EXPENSES               | 5,121             | 9,000                | 4,395               | 253                 | 4,648               | 4,352 52%        |
| 131 63100 | 334 |     | MAINTENANCE AGREEMENTS         | 0                 | 3,200                | 3,175               | 0                   | 3,175               | 26 99%           |
| 131 63100 | 335 |     | MAINTENANCE AND REPAIR BLDG    | 1,617             | 8,000                | 3,500               | 0                   | 3,500               | 4,500 44%        |
| 131 63100 | 336 |     | MAINTENANCE AND REPAIR EQUIP   | 26,098            | 43,500               | 34,653              | 712                 | 35,365              | 8,135 81%        |
| 131 63100 | 338 |     | MAINTENANCE AND REPAIR VEHICLE | 19,337            | 20,500               | 8,371               | 144                 | 8,515               | 11,985 42%       |
| 131 63100 | 350 |     | INTERNET CONNECTIVITY          | 0                 | 400                  | 165                 | 0                   | 165                 | 235 41%          |
| 131 63100 | 351 |     | RENTALS                        | 0                 | 6,500                | 5,626               | 847                 | 6,473               | 27 100%          |
| 131 63100 | 353 |     | TOWING SERVICES                | 560               | 2,000                | 1,650               | 150                 | 1,800               | 200 90%          |
| 131 63100 | 359 |     | DISPOSAL FEES                  | 0                 | 1,500                | 0                   | 0                   | 1,500               | 0 0%             |
| 131 63100 | 399 |     | OTHER CONTRACTED SERVICES      | 750               | 2,000                | 0                   | 0                   | 2,000               | 0 0%             |
| 131 63100 | 410 |     | CUSTODIAL SUPPLIES             | 5,559             | 7,760                | 6,758               | 0                   | 6,758               | 1,002 87%        |
| 131 63100 | 415 |     | ELECTRICITY                    | 5,644             | 9,000                | 5,322               | 0                   | 5,322               | 3,678 59%        |
| 131 63100 | 416 |     | EQUIPMENT PARTS - HEAVY        | 64,543            | 83,400               | 77,791              | 2,416               | 80,207              | 3,193 96%        |
| 131 63100 | 417 |     | EQUIPMENT PARTS - LIGHT        | 97,946            | 87,140               | 75,068              | 1,766               | 76,834              | 10,306 88%       |
| 131 63100 | 418 |     | EQUIPMENT AND MACHINERY PARTS  | 1,435             | 3,000                | 205                 | 0                   | 205                 | 2,795 7%         |
| 131 63100 | 424 |     | GARAGE SUPPLIES                | 13,866            | 19,000               | 13,232              | 1,239               | 14,471              | 4,529 76%        |
| 131 63100 | 426 |     | GENERAL CONSTRUCTION MATERIALS | 3,182             | 3,000                | 2,935               | 0                   | 2,935               | 65 98%           |
| 131 63100 | 433 |     | LUBRICANTS                     | 17,616            | 22,000               | 11,964              | 98                  | 12,062              | 9,938 55%        |
| 131 63100 | 435 |     | OFFICE SUPPLIES                | 828               | 1,200                | 70                  | 109                 | 1,78                | 1,022 15%        |
| 131 63100 | 440 |     | PIPE - METAL                   | 1,285             | 3,000                | 325                 | 0                   | 325                 | 2,675 11%        |
| 131 63100 | 442 |     | PROPANE GAS                    | 11,503            | 12,000               | 8,531               | 1,523               | 10,054              | 1,946 84%        |
| 131 63100 | 446 |     | SMALL TOOLS                    | 2,990             | 4,500                | 2,304               | 59                  | 2,363               | 2,137 53%        |
| 131 63100 | 450 |     | TIRES AND TUBES                | 21,836            | 31,000               | 20,556              | 257                 | 20,813              | 10,187 67%       |
| 131 63100 | 453 |     | VEHICLE PARTS                  | 1,229             | 3,000                | 177                 | 1                   | 178                 | 2,822 6%         |
| 131 63100 | 499 |     | OTHER SUPPLIES AND MATERIALS   | 12,240            | 9,100                | 1,804               | 85                  | 1,889               | 7,211 21%        |
| 131 63100 | 599 |     | OTHER CHARGES                  | 0                 | 500                  | 0                   | 0                   | 500                 | 0 0%             |
| 131 63100 | 790 |     | OTHER EQUIPMENT                | 4,131             | 25,500               | 24,693              | 0                   | 24,693              | 807 97%          |
| 131 63100 | --- |     | OPERATION AND MAINTENANCE OF E | 778,618           | 948,290              | 744,579             | 10,317              | 754,895             | 193,397 80%      |
| 63500     |     |     | ASPHALT PLANT OPERATIONS       |                   |                      |                     |                     |                     |                  |
| 131 63500 | 141 |     | FOREMEN                        | 97,276            | 99,820               | 84,150              | 0                   | 84,150              | 15,670 84%       |
| 131 63500 | 143 |     | EQUIPMENT OPERATORS            | 288,949           | 320,100              | 294,106             | 0                   | 294,106             | 25,994 92%       |
| 131 63500 | 147 |     | TRUCK DRIVERS                  | 496,584           | 520,180              | 446,519             | 0                   | 446,519             | 73,661 86%       |
| 131 63500 | 149 |     | LABORERS                       | 162,203           | 244,830              | 133,386             | 0                   | 133,386             | 111,444 54%      |
| 131 63500 | 187 |     | OVERTIME PAY                   | 596               | 2,000                | 307                 | 0                   | 307                 | 1,693 15%        |
| 131 63500 | 189 |     | OTHER SALARIES & WAGES         | 0                 | 5,300                | 0                   | 0                   | 5,300               | 0 0%             |
| 131 63500 | 201 |     | SOCIAL SECURITY                | 60,926            | 70,990               | 55,720              | 0                   | 55,720              | 15,271 78%       |

| Fnd   | Acct  | Obj | Obj                            | 2019-20<br>FY Activity | 2020-21<br>BUDGET | 2020-21<br>YTD SPEND | 2020-21<br>OPEN POS | 2020-21<br>YTD USED | REMAINING<br>BUDGET | % BUDGET<br>USED |
|-------|-------|-----|--------------------------------|------------------------|-------------------|----------------------|---------------------|---------------------|---------------------|------------------|
| 131   |       |     | HIGHWAY FUND                   |                        |                   |                      |                     |                     |                     |                  |
| 63500 |       |     | ASPHALT PLANT OPERATIONS       |                        |                   |                      |                     |                     |                     |                  |
| 131   | 63500 | 204 | PENSIONS                       | 97,922                 | 110,030           | 88,059               | 0                   | 88,059              | 21,971              | 80%              |
| 131   | 63500 | 205 | EMPLOYEE HEALTH INSURANCE      | 372,580                | 388,300           | 356,281              | 0                   | 356,281             | 32,019              | 92%              |
| 131   | 63500 | 212 | EMPLOYER MEDICARE              | 14,258                 | 16,610            | 13,031               | 0                   | 13,031              | 3,579               | 78%              |
| 131   | 63500 | 307 | COMMUNICATION                  | 3,840                  | 4,000             | 2,722                | 642                 | 3,364               | 636                 | 84%              |
| 131   | 63500 | 312 | CONTRACTS - PRIVATE AGENCIES   | 0                      | 5,650             | 5,415                | 204                 | 5,619               | 31                  | 99%              |
| 131   | 63500 | 327 | FREIGHT EXPENSES               | 15,284                 | 30,000            | 18,585               | 9,838               | 28,423              | 1,577               | 95%              |
| 131   | 63500 | 333 | LICENSES                       | 0                      | 250               | 250                  | 0                   | 250                 | 0                   | 100%             |
| 131   | 63500 | 336 | MAINTENANCE AND REPAIR EQUIP   | 393                    | 17,000            | 16,523               | 0                   | 16,523              | 477                 | 97%              |
| 131   | 63500 | 350 | INTERNET CONNECTIVITY          | 0                      | 400               | 165                  | 0                   | 165                 | 235                 | 41%              |
| 131   | 63500 | 351 | RENTALS                        | 0                      | 1,000             | 0                    | 0                   | 0                   | 1,000               | 0%               |
| 131   | 63500 | 361 | PERMITS                        | 480                    | 0                 | 0                    | 0                   | 0                   | 0                   | 0%               |
| 131   | 63500 | 399 | OTHER CONTRACTED SERVICES      | 2,830                  | 21,150            | 0                    | 4,000               | 4,000               | 17,150              | 19%              |
| 131   | 63500 | 404 | ASPHALT - HOT MIX              | 790,889                | 851,000           | 738,268              | 60,581              | 798,848             | 52,152              | 94%              |
| 131   | 63500 | 405 | ASPHALT - LIQUID               | 36,908                 | 94,500            | 57,403               | 26,189              | 83,592              | 10,908              | 88%              |
| 131   | 63500 | 409 | CRUSHED STONE                  | 237,184                | 330,000           | 274,690              | 25,310              | 300,000             | 30,000              | 91%              |
| 131   | 63500 | 412 | DIESEL FUEL                    | 88,231                 | 138,500           | 76,101               | 23,899              | 100,000             | 38,500              | 72%              |
| 131   | 63500 | 415 | ELECTRICITY                    | 37,284                 | 55,000            | 34,042               | 0                   | 34,042              | 20,958              | 62%              |
| 131   | 63500 | 418 | EQUIPMENT AND MACHINERY PARTS  | 6,582                  | 18,000            | 4,530                | 0                   | 4,530               | 13,470              | 25%              |
| 131   | 63500 | 423 | FUEL OIL                       | 51,840                 | 60,000            | 39,690               | 18,420              | 58,110              | 1,890               | 97%              |
| 131   | 63500 | 426 | GENERAL CONSTRUCTION MATERIALS | 1,404                  | 1,800             | 42                   | 0                   | 42                  | 1,758               | 2%               |
| 131   | 63500 | 433 | LUBRICANTS                     | 377                    | 2,500             | 2,246                | 0                   | 2,246               | 254                 | 90%              |
| 131   | 63500 | 434 | NATURAL GAS                    | 537                    | 1,700             | 505                  | 0                   | 505                 | 1,195               | 30%              |
| 131   | 63500 | 445 | SAND                           | 40,729                 | 64,000            | 25,438               | 4,562               | 30,000              | 34,000              | 47%              |
| 131   | 63500 | 454 | WATER AND SEWER                | 1,378                  | 1,300             | 1,187                | 0                   | 1,187               | 113                 | 91%              |
| 131   | 63500 | 499 | OTHER SUPPLIES AND MATERIALS   | 3,301                  | 2,050             | 1,710                | 0                   | 1,710               | 340                 | 83%              |
| 131   | 63500 | 599 | OTHER CHARGES                  | 475                    | 500               | 475                  | 0                   | 475                 | 25                  | 95%              |
| 131   | 63500 | 703 | ASPHALT PLANT EQUIPMENT        | 8,795                  | 13,000            | 9,990                | 0                   | 9,990               | 3,010               | 77%              |
| 131   | 63500 | --- | ASPHALT PLANT OPERATIONS       | 2,920,035              | 3,491,460         | 2,781,536            | 173,645             | 2,955,180           | 536,281             | 85%              |
| 63600 |       |     | TRAFFIC CONTROL                |                        |                   |                      |                     |                     |                     |                  |
| 131   | 63600 | 132 | MATERIALS SUPERVISOR           | 38,336                 | 53,230            | 36,148               | 0                   | 36,148              | 17,082              | 68%              |
| 131   | 63600 | 149 | LABORERS                       | 0                      | 34,000            | 9,276                | 0                   | 9,276               | 24,724              | 27%              |
| 131   | 63600 | 187 | OVERTIME PAY                   | 0                      | 1,000             | 0                    | 0                   | 0                   | 1,000               | 0%               |
| 131   | 63600 | 201 | SOCIAL SECURITY                | 2,209                  | 4,790             | 2,663                | 0                   | 2,663               | 2,127               | 56%              |
| 131   | 63600 | 204 | PENSIONS                       | 3,684                  | 7,430             | 3,474                | 0                   | 3,474               | 3,956               | 47%              |
| 131   | 63600 | 205 | EMPLOYEE HEALTH INSURANCE      | 18,954                 | 18,960            | 17,375               | 0                   | 17,375              | 1,586               | 92%              |
| 131   | 63600 | 212 | EMPLOYER MEDICARE              | 517                    | 1,120             | 623                  | 0                   | 623                 | 497                 | 56%              |
| 131   | 63600 | 327 | FREIGHT EXPENSES               | 202                    | 700               | 189                  | 0                   | 189                 | 511                 | 27%              |
| 131   | 63600 | 443 | ROAD SIGNS                     | 14,918                 | 14,500            | 4,941                | 4,482               | 9,423               | 5,077               | 65%              |
| 131   | 63600 | 446 | SMALL TOOLS                    | 187                    | 2,000             | 893                  | 1                   | 894                 | 1,106               | 45%              |
| 131   | 63600 | 468 | CHEMICALS                      | 4,000                  | 3,000             | 0                    | 2,942               | 2,942               | 58                  | 98%              |
| 131   | 63600 | 499 | OTHER SUPPLIES AND MATERIALS   | 823                    | 1,000             | 178                  | 34                  | 212                 | 788                 | 21%              |
| 131   | 63600 | --- | TRAFFIC CONTROL                | 83,830                 | 141,730           | 75,760               | 7,459               | 83,219              | 58,512              | 59%              |
| 68000 |       |     | CAPITAL OUTLAY                 |                        |                   |                      |                     |                     |                     |                  |
| 131   | 68000 | 327 | FREIGHT EXPENSES               | 185                    | 300               | 0                    | 0                   | 0                   | 300                 | 0%               |
| 131   | 68000 | 705 | BRIDGE CONSTRUCTION            | 811,226                | 2,991,284         | 150,481              | 1,540,276           | 1,690,757           | 1,300,527           | 57%              |
| 131   | 68000 | 706 | BUILDING CONSTRUCTION          | 32,892                 | 39,800            | 3,257                | 0                   | 3,257               | 36,543              | 8%               |
| 131   | 68000 | 714 | HIGHWAY EQUIPMENT              | 238,694                | 99,272            | 42,000               | 0                   | 42,000              | 57,272              | 42%              |
| 131   | 68000 | 718 | MOTOR VEHICLES                 | 180,296                | 176,728           | 12,637               | 156,728             | 169,365             | 7,363               | 96%              |

| <u>Fnd</u> | <u>Acct</u> | <u>Obj</u> | <u>Obj</u>     | <u>FY Activity</u> | <u>BUDGET</u> | <u>YTD SPEND</u> | <u>OPEN POS</u> | <u>YTD USED</u> | <u>REMAINING</u> | <u>% BUDGET</u> |
|------------|-------------|------------|----------------|--------------------|---------------|------------------|-----------------|-----------------|------------------|-----------------|
|            |             |            |                |                    |               |                  |                 |                 | <u>BUDGET</u>    | <u>USED</u>     |
| 131        |             |            |                |                    |               |                  |                 |                 |                  |                 |
|            |             |            |                |                    |               |                  |                 |                 |                  |                 |
| 131        | 68000       | 723        | HIGHWAY FUND   | 500                | 8,200         | 5,158            | 0               | 5,158           | 3,042            | 63%             |
| 131        | 68000       | 790        | CAPITAL OUTLAY | 15,356             | 297,000       | 70,000           | 119,468         | 189,468         | 107,532          | 64%             |
| 131        | 68000       | ---        | CAPITAL OUTLAY | 1,279,149          | 3,612,584     | 283,533          | 1,816,472       | 2,100,005       | 1,512,579        | 58%             |
| 131        | -----       | ---        | HIGHWAY FUND   | 8,442,072          | 12,157,594    | 6,830,851        | 2,111,909       | 8,942,757       | 3,214,847        | 74%             |
|            |             |            |                | =====              | =====         | =====            | =====           | =====           | =====            | =====           |

| Fnd Acct      | Obj | Obj                            | 2019-20<br>FY Activity | 2020-21<br>BUDGET | 2020-21<br>YTD SPEND | 2020-21<br>OPEN POS | 2020-21<br>YTD USED | REMAINING<br>BUDGET | % BUDGET<br>USED |
|---------------|-----|--------------------------------|------------------------|-------------------|----------------------|---------------------|---------------------|---------------------|------------------|
| 151           |     |                                |                        |                   |                      |                     |                     |                     |                  |
|               |     |                                |                        |                   |                      |                     |                     |                     |                  |
| 82110         |     |                                |                        |                   |                      |                     |                     |                     |                  |
|               |     |                                |                        |                   |                      |                     |                     |                     |                  |
| 151 82110 601 |     | PRINCIPAL ON BONDS             | 1,210,000              | 3,238,918         | 1,265,000            | 0                   | 1,265,000           | 1,973,918           | 39%              |
| 151 82110 602 |     | PRINCIPAL ON NOTES             | 125,000                | 385,572           | 130,000              | 0                   | 130,000             | 255,572             | 34%              |
| 151 82110 --- |     | GENERAL GOVERNMENT - PRINCIPAL | 1,335,000              | 3,624,490         | 1,395,000            | 0                   | 1,395,000           | 2,229,490           | 38%              |
| 82120         |     |                                |                        |                   |                      |                     |                     |                     |                  |
|               |     |                                |                        |                   |                      |                     |                     |                     |                  |
| 151 82120 602 |     | PRINCIPAL ON NOTES             | 244,775                | 80,987            | 246,566              | 0                   | 246,566             | -165,579            | 304%             |
| 151 82120 --- |     | HIGHWAYS AND STREETS - PRINCIP | 244,775                | 80,987            | 246,566              | 0                   | 246,566             | -165,579            | 304%             |
| 82130         |     |                                |                        |                   |                      |                     |                     |                     |                  |
|               |     |                                |                        |                   |                      |                     |                     |                     |                  |
| 151 82130 601 |     | PRINCIPAL ON BONDS             | 5,875,000              | 3,725,070         | 5,780,000            | 0                   | 5,780,000           | -2,054,930          | 155%             |
| 151 82130 602 |     | PRINCIPAL ON NOTES             | 80,225                 | 74,428            | 83,434               | 0                   | 83,434              | -9,006              | 112%             |
| 151 82130 --- |     | EDUCATION - PRINCIPAL          | 5,955,225              | 3,799,498         | 5,863,434            | 0                   | 5,863,434           | -2,063,936          | 154%             |
| 82210         |     |                                |                        |                   |                      |                     |                     |                     |                  |
|               |     |                                |                        |                   |                      |                     |                     |                     |                  |
| 151 82210 603 |     | INTEREST ON BONDS              | 1,155,018              | 1,055,729         | 1,103,868            | 0                   | 1,103,868           | -48,139             | 105%             |
| 151 82210 604 |     | INTEREST ON NOTES              | 14,500                 | 43,985            | 10,675               | 0                   | 10,675              | 33,310              | 24%              |
| 151 82210 --- |     | GENERAL GOVERNMENT - INTEREST  | 1,169,518              | 1,099,714         | 1,114,543            | 0                   | 1,114,543           | -14,829             | 101%             |
| 82220         |     |                                |                        |                   |                      |                     |                     |                     |                  |
|               |     |                                |                        |                   |                      |                     |                     |                     |                  |
| 151 82220 604 |     | INTEREST ON NOTES              | 37,521                 | 78,873            | 30,151               | 0                   | 30,151              | 48,722              | 38%              |
| 151 82220 --- |     | HIGHWAYS AND STREETS - INTERE  | 37,521                 | 78,873            | 30,151               | 0                   | 30,151              | 48,722              | 38%              |
| 82230         |     |                                |                        |                   |                      |                     |                     |                     |                  |
|               |     |                                |                        |                   |                      |                     |                     |                     |                  |
| 151 82230 603 |     | INTEREST ON BONDS              | 4,468,281              | 4,242,659         | 4,273,398            | 0                   | 4,273,398           | -30,739             | 101%             |
| 151 82230 604 |     | INTEREST ON NOTES              | 14,104                 | 8,490             | 11,649               | 0                   | 11,649              | -3,159              | 137%             |
| 151 82230 --- |     | EDUCATION - INTEREST           | 4,482,385              | 4,251,149         | 4,285,047            | 0                   | 4,285,047           | -33,898             | 101%             |
| 82310         |     |                                |                        |                   |                      |                     |                     |                     |                  |
|               |     |                                |                        |                   |                      |                     |                     |                     |                  |
| 151 82310 510 |     | TRUSTEE'S COMMISSION           | 257,494                | 270,000           | 263,893              | 0                   | 263,893             | 6,107               | 98%              |
| 151 82310 699 |     | OTHER DEBT SERVICE             | 7,114                  | 9,540             | 3,260                | 0                   | 3,260               | 6,280               | 34%              |
| 151 82310 --- |     | GENERAL GOVERNMENT - OTHER DS  | 264,608                | 279,540           | 267,153              | 0                   | 267,153             | 12,387              | 96%              |
| 99100         |     |                                |                        |                   |                      |                     |                     |                     |                  |
|               |     |                                |                        |                   |                      |                     |                     |                     |                  |
| 151 99100 590 |     | TRANSFERS TO OTHER FUNDS       | 0                      | 1,000,000         | 0                    | 0                   | 0                   | 1,000,000           | 0%               |
| 151 99100 --- |     | TRANSFERS OUT                  | 0                      | 1,000,000         | 0                    | 0                   | 0                   | 1,000,000           | 0%               |
| 151 -----     |     | GENERAL DEBT SERVICE FUND      | 13,489,032             | 14,214,251        | 13,201,894           | 0                   | 13,201,894          | 1,012,357           | 93%              |



| <u>Fnd</u> | <u>Acct</u> | <u>Obj</u> | <u>Obj</u>            | <u>FY Activity</u> | <u>BUDGET</u> | <u>YTD SPEND</u> | <u>OPEN POS</u> | <u>YTD USED</u> | <u>REMAINING</u> | <u>% BUDGET</u> |
|------------|-------------|------------|-----------------------|--------------------|---------------|------------------|-----------------|-----------------|------------------|-----------------|
|            |             |            |                       |                    |               |                  |                 |                 | <u>BUDGET</u>    | <u>USED</u>     |
| 152        |             |            |                       |                    |               |                  |                 |                 |                  |                 |
|            |             |            |                       |                    |               |                  |                 |                 |                  |                 |
| 82130      |             |            |                       |                    |               |                  |                 |                 |                  |                 |
|            |             |            |                       |                    |               |                  |                 |                 |                  |                 |
| 152        | 82130       | 601        | PRINCIPAL ON BONDS    | 215,000            | 220,000       | 220,000          | 0               | 220,000         | 0                | 100%            |
| 152        | 82130       | ---        | EDUCATION - PRINCIPAL | 215,000            | 220,000       | 220,000          | 0               | 220,000         | 0                | 100%            |
| 82230      |             |            |                       |                    |               |                  |                 |                 |                  |                 |
|            |             |            |                       |                    |               |                  |                 |                 |                  |                 |
| 152        | 82230       | 603        | INTEREST ON BONDS     | 44,525             | 38,000        | 38,000           | 0               | 38,000          | 0                | 100%            |
| 152        | 82230       | ---        | EDUCATION - INTEREST  | 44,525             | 38,000        | 38,000           | 0               | 38,000          | 0                | 100%            |
| 152        | -----       | ---        | RURAL DEBT SERVICE    | 259,525            | 258,000       | 258,000          | 0               | 258,000         | 0                | 100%            |
|            |             |            |                       | =====              | =====         | =====            | =====           | =====           | =====            | =====           |

| Fnd Acct      | Obj | Obj                            | 2019-20<br>FY Activity         | 2020-21<br>BUDGET | 2020-21<br>YTD SPEND | 2020-21<br>OPEN POS | 2020-21<br>YTD USED | REMAINING<br>BUDGET | % BUDGET<br>USED |
|---------------|-----|--------------------------------|--------------------------------|-------------------|----------------------|---------------------|---------------------|---------------------|------------------|
| 171           |     |                                | GENERAL CAPITAL PROJECTS FUND  |                   |                      |                     |                     |                     |                  |
| 58802         |     |                                | FEMA COVID 19                  |                   |                      |                     |                     |                     |                  |
| 171 58802 709 |     | DATA PROCESSING EQUIPMENT      | 0                              | 0                 | 127,039              | 0                   | 127,039             | -127,039            | 0%               |
| 171 58802 --- |     | FEMA COVID 19                  | 0                              | 0                 | 127,039              | 0                   | 127,039             | -127,039            | 0%               |
| 91110         |     |                                | GENERAL ADMINISTRATION PROJECT |                   |                      |                     |                     |                     |                  |
| 171 91110 510 |     | TRUSTEE'S COMMISSION           | 139,495                        | 28,500            | 27,114               | 0                   | 27,114              | 1,386               | 95%              |
| 171 91110 707 |     | BUILDING IMPROVEMENTS          | 5,900                          | 1,325,000         | 5,900                | 0                   | 5,900               | 1,319,100           | 0%               |
| 171 91110 709 |     | DATA PROCESSING EQUIPMENT      | 0                              | 401,000           | 53,016               | 0                   | 53,016              | 347,984             | 13%              |
| 171 91110 --- |     | GENERAL ADMINISTRATION PROJECT | 145,395                        | 1,754,500         | 86,030               | 0                   | 86,030              | 1,668,470           | 5%               |
| 91120         |     |                                | ADMINISTRATION OF JUSTICE PROJ |                   |                      |                     |                     |                     |                  |
| 171 91120 790 |     | OTHER EQUIPMENT                | 0                              | 35,000            | 0                    | 0                   | 0                   | 35,000              | 0%               |
| 171 91120 --- |     | ADMINISTRATION OF JUSTICE PROJ | 0                              | 35,000            | 0                    | 0                   | 0                   | 35,000              | 0%               |
| 91130         |     |                                | PUBLIC SAFETY PROJECTS         |                   |                      |                     |                     |                     |                  |
| 171 91130 707 |     | BUILDING IMPROVEMENTS          | 0                              | 2,400,000         | 61,754               | 51,421              | 113,175             | 2,286,825           | 5%               |
| 171 91130 708 |     | COMMUNICATION EQUIPMENT        | 0                              | 1,144,000         | 1,142,531            | 0                   | 1,142,531           | 1,469               | 100%             |
| 171 91130 709 |     | DATA PROCESSING EQUIPMENT      | 0                              | 134,000           | 0                    | 0                   | 0                   | 134,000             | 0%               |
| 171 91130 790 |     | OTHER EQUIPMENT                | 0                              | 244,000           | 112,540              | 113,335             | 225,875             | 18,125              | 93%              |
| 171 91130 799 |     | OTHER CAPITAL OUTLAY           | 12,734                         | 0                 | 0                    | 0                   | 0                   | 0                   | 0%               |
| 171 91130 --- |     | PUBLIC SAFETY PROJECTS         | 12,734                         | 3,922,000         | 1,316,825            | 164,756             | 1,481,581           | 2,440,419           | 38%              |
| 91140         |     |                                | PUBLIC HEALTH AND WELFARE PROJ |                   |                      |                     |                     |                     |                  |
| 171 91140 707 |     | BUILDING IMPROVEMENTS          | 321,074                        | 0                 | 0                    | 0                   | 0                   | 0                   | 0%               |
| 171 91140 --- |     | PUBLIC HEALTH AND WELFARE PROJ | 321,074                        | 0                 | 0                    | 0                   | 0                   | 0                   | 0%               |
| 91150         |     |                                | SOCIAL, CULTURAL AND RECREATIO |                   |                      |                     |                     |                     |                  |
| 171 91150 724 |     | SITE DEVELOPMENT               | 1,058,000                      | 2,142,000         | 1,000                | 0                   | 1,000               | 2,141,000           | 0%               |
| 171 91150 --- |     | SOCIAL, CULTURAL AND RECREATIO | 1,058,000                      | 2,142,000         | 1,000                | 0                   | 1,000               | 2,141,000           | 0%               |
| 91300         |     |                                | EDUCATION CAPITAL PROJECTS     |                   |                      |                     |                     |                     |                  |
| 171 91300 399 |     | OTHER CONTRACTED SERVICES      | 1,059,500                      | 0                 | 0                    | 0                   | 0                   | 0                   | 0%               |
| 171 91300 707 |     | BUILDING IMPROVEMENTS          | 1,445,050                      | 0                 | 0                    | 0                   | 0                   | 0                   | 0%               |
| 171 91300 --- |     | EDUCATION CAPITAL PROJECTS     | 2,504,550                      | 0                 | 0                    | 0                   | 0                   | 0                   | 0%               |
| 95100         |     |                                | CAP PROJ - DONATED TO SCHOOLS  |                   |                      |                     |                     |                     |                  |
| 171 95100 707 |     | BUILDING IMPROVEMENTS          | 6,660                          | 0                 | 0                    | 0                   | 0                   | 0                   | 0%               |
| 171 95100 709 |     | DATA PROCESSING EQUIPMENT      | 637,725                        | 0                 | 0                    | 0                   | 0                   | 0                   | 0%               |
| 171 95100 729 |     | TRANSPORTATION EQUIPMENT       | 464,560                        | 0                 | 0                    | 0                   | 0                   | 0                   | 0%               |
| 171 95100 --- |     | CAP PROJ - DONATED TO SCHOOLS  | 1,108,945                      | 0                 | 0                    | 0                   | 0                   | 0                   | 0%               |

| Fnd   | Acct  | Obj | Obj | FY Activity                   | 2019-20   | 2020-21   | 2020-21   | 2020-21  | 2020-21   | REMAINING | % BUDGET |
|-------|-------|-----|-----|-------------------------------|-----------|-----------|-----------|----------|-----------|-----------|----------|
|       |       |     |     |                               |           | BUDGET    | YTD SPEND | OPEN POS | YTD USED  | BUDGET    | USED     |
| 171   |       |     |     | GENERAL CAPITAL PROJECTS FUND |           |           |           |          |           |           |          |
| 99100 |       |     |     | TRANSFERS OUT                 |           |           |           |          |           |           |          |
| 171   | 99100 | 590 |     | TRANSFERS TO OTHER FUNDS      | 0         | 750,000   | 0         | 0        | 0         | 750,000   | 0%       |
| 171   | 99100 | --- |     | TRANSFERS OUT                 | 0         | 750,000   | 0         | 0        | 0         | 750,000   | 0%       |
| 171   | ----- | --- |     | GENERAL CAPITAL PROJECTS FUND | 5,150,698 | 8,603,500 | 1,530,894 | 164,756  | 1,695,650 | 6,907,850 | 20%      |
|       |       |     |     |                               | =====     | =====     | =====     | =====    | =====     | =====     | =====    |

| Fnd   | Acct  | Obj | Obj                           | 2019-20<br>FY Activity | 2020-21<br>BUDGET | 2020-21<br>YTD SPEND | 2020-21<br>OPEN POS | 2020-21<br>YTD USED | REMAINING<br>BUDGET | % BUDGET<br>USED |
|-------|-------|-----|-------------------------------|------------------------|-------------------|----------------------|---------------------|---------------------|---------------------|------------------|
| 177   |       |     |                               |                        |                   |                      |                     |                     |                     |                  |
|       |       |     |                               |                        |                   |                      |                     |                     |                     |                  |
| 177   | 91300 | 510 | TRUSTEE'S COMMISSION          | 0                      | 161,500           | 115,913              | 0                   | 115,913             | 45,587              | 72%              |
| 177   | 91300 | 707 | BUILDING IMPROVEMENTS         | 0                      | 2,200,000         | 59,111               | 1,138,786           | 1,197,897           | 1,002,103           | 54%              |
| 177   | 91300 | 799 | OTHER CAPITAL OUTLAY          | 0                      | 2,259,000         | 69,270               | 838,296             | 907,566             | 1,351,434           | 40%              |
| 177   | 91300 | --- | EDUCATION CAPITAL PROJECTS    | 0                      | 4,620,500         | 244,294              | 1,977,082           | 2,221,376           | 2,399,124           | 48%              |
| 95100 |       |     |                               |                        |                   |                      |                     |                     |                     |                  |
|       |       |     |                               |                        |                   |                      |                     |                     |                     |                  |
| 177   | 95100 | 709 | DATA PROCESSING EQUIPMENT     | 0                      | 640,000           | 639,827              | 0                   | 639,827             | 173                 | 100%             |
| 177   | 95100 | 729 | TRANSPORTATION EQUIPMENT      | 0                      | 558,000           | 0                    | 520,218             | 520,218             | 37,782              | 93%              |
| 177   | 95100 | --- | CAP PROJ - DONATED TO SCHOOLS | 0                      | 1,198,000         | 639,827              | 520,218             | 1,160,045           | 37,955              | 97%              |
| 99100 |       |     |                               |                        |                   |                      |                     |                     |                     |                  |
|       |       |     |                               |                        |                   |                      |                     |                     |                     |                  |
| 177   | 99100 | 590 | TRANSFERS TO OTHER FUNDS      | 0                      | 250,000           | 0                    | 0                   | 0                   | 250,000             | 0%               |
| 177   | 99100 | --- | TRANSFERS OUT                 | 0                      | 250,000           | 0                    | 0                   | 0                   | 250,000             | 0%               |
| 177   | ----- | --- | EDUCATION CAPITAL PROJECTS    | 0                      | 6,068,500         | 884,121              | 2,497,300           | 3,381,421           | 2,687,079           | 56%              |
| ===== |       |     |                               |                        |                   |                      |                     |                     |                     |                  |

| Fnd   | Acct  | Obj | Obj                            | 2019-20<br>FY Activity | 2020-21<br>BUDGET | 2020-21<br>YTD SPEND | 2020-21<br>OPEN POS | 2020-21<br>YTD USED | REMAINING<br>BUDGET | % BUDGET<br>USED |
|-------|-------|-----|--------------------------------|------------------------|-------------------|----------------------|---------------------|---------------------|---------------------|------------------|
| 263   |       |     | SELF-INSURANCE FUND            |                        |                   |                      |                     |                     |                     |                  |
| 58600 |       |     | EMPLOYEE BENEFITS              |                        |                   |                      |                     |                     |                     |                  |
| 263   | 58600 | 202 | HANDLING CHARGES & ADMINISTRAT | 744,695                | 207,500           | 622,247              | 0                   | 622,247             | -414,747            | 300%             |
| 263   | 58600 | 307 | COMMUNICATION                  | 2,437                  | 2,700             | 2,380                | 0                   | 2,380               | 320                 | 88%              |
| 263   | 58600 | 308 | CONSULTANTS                    | 26,250                 | 35,000            | 29,167               | 0                   | 29,167              | 5,833               | 83%              |
| 263   | 58600 | 312 | CONTRACTS - PRIVATE AGENCIES   | 430,562                | 455,000           | 401,145              | 2,917               | 404,062             | 50,938              | 89%              |
| 263   | 58600 | 340 | MEDICAL AND DENTAL SERVICES    | 0                      | 7,230             | 0                    | 0                   | 0                   | 7,230               | 0%               |
| 263   | 58600 | 347 | PEST CONTROL                   | 300                    | 300               | 330                  | 0                   | 330                 | -30                 | 110%             |
| 263   | 58600 | 351 | RENTALS                        | 17,136                 | 18,800            | 18,022               | 0                   | 18,022              | 778                 | 96%              |
| 263   | 58600 | 415 | ELECTRICITY                    | 1,194                  | 1,300             | 1,015                | 0                   | 1,015               | 285                 | 78%              |
| 263   | 58600 | 435 | OFFICE SUPPLIES                | 869                    | 850               | 1,089                | 0                   | 1,089               | -239                | 128%             |
| 263   | 58600 | 454 | WATER AND SEWER                | 608                    | 600               | 506                  | 0                   | 506                 | 94                  | 84%              |
| 263   | 58600 | 503 | INSURANCE-EXCESS RISK          | 0                      | 440,000           | 0                    | 0                   | 0                   | 440,000             | 0%               |
| 263   | 58600 | 507 | MEDICAL CLAIMS                 | 3,978,521              | 5,259,000         | 4,396,390            | 0                   | 4,396,390           | 862,610             | 84%              |
| 263   | 58600 | 599 | OTHER CHARGES                  | 2,014                  | 0                 | 33,183               | 0                   | 33,183              | -33,183             | 0%               |
| 263   | 58600 | 709 | DATA PROCESSING EQUIPMENT      | 0                      | 0                 | 362                  | 0                   | 362                 | -362                | 0%               |
| 263   | 58600 | --- | EMPLOYEE BENEFITS              | 5,204,586              | 6,428,280         | 5,505,836            | 2,917               | 5,508,753           | 919,527             | 86%              |
| 263   | ----- | --- | SELF-INSURANCE FUND            | 5,204,586              | 6,428,280         | 5,505,836            | 2,917               | 5,508,753           | 919,527             | 86%              |

Number of Accounts: 1329

\*\*\*\*\* End of report \*\*\*\*\*