









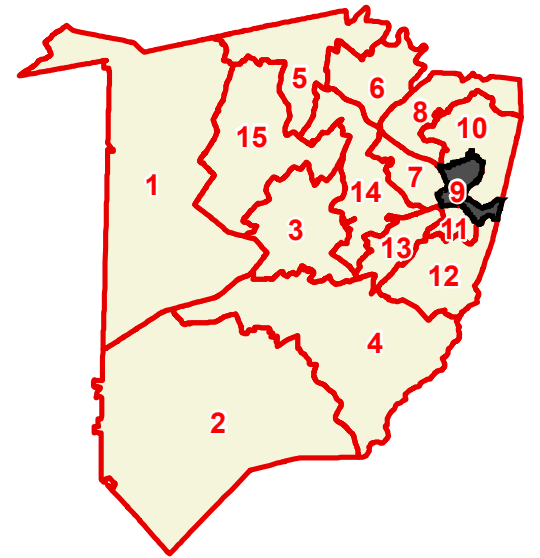


Washington County

County Commission District 9

# OF COMMISSIONERS	1
TOTAL POPULATION	8,815
DEVIATION	-52
% DEVIATION	-0.6%
WHITE POPULATION	6,684
% WHITE	75.8%
BLACK POPULATION	991
% BLACK	11.2%
OTHER POPULATION	1,140
% OTHER	12.9%
HISPANIC POPULATION	657
% HISPANIC	7.5%

-  County Commission District
-  Interstates
-  U.S. Highway
-  State Highway
-  Local Roads
-  Railroads
-  Powerline (Incomplete)
-  Stream
-  Lakes / Rivers
-  City, Town



This map is provided as a public service and is for informational purposes only. It is not an endorsement or approval by the Comptroller of the Treasury of any proposed district boundaries contained herein.
Created On: 8/29/2022

